

# ODDO BHF Polaris Balanced

30 APRIL 2026

Dlw-EUR - Eur | Multi-asset - Balanced - Traditional Asset Allocation

Assets Under Management	1,017 M€	Morningstar™ Category:	① ② ③ ④ ⑤ ⑥ ⑦
NAV per Unit	1,095.24€	EUR Moderate Allocation	Risk scale (1)
Evolution vs M-1	61.44€	★ ★ Rating at 4/30/26	6 8 9
		Rating at 3/31/26	SFDR Classification <sup>2</sup>

Countries in which the fund is authorised for distribution to the public:

FR IT CHE DEU AUT PRT ESP SWE LUX

## PORTFOLIO MANAGERS

ODDO BHF SE, Tilo Wannow

## MANAGEMENT COMPANY

ODDO BHF AM LUX

## KEY FEATURES

**Recommended investment horizon:** 5 Years

**Inception date (1st NAV):** 1/24/22

**Inception date of the fund:** 10/23/07

<b>Legal structure</b>	Sub-fund of ODDO BHF Exklusiv
<b>ISIN code</b>	LU2192035512
<b>Bloomberg code</b>	ODEPDIW LX
<b>Dividend policy</b>	Distribution unit
<b>Minimum (initial) investment</b>	10000000 EUR
<b>Management company (by delegation)</b>	ODDO BHF SE
<b>Subscriptions/redemptions</b>	2:00pm,(Delta1) D+1
<b>Valuation</b>	Daily
<b>Management fees</b>	0.70% p.a.
<b>Performance fees</b>	N/A
<b>Subscription fees</b>	Nil
<b>Redemption fees</b>	Nil
<b>Management fees and other administrative or operating costs</b>	0.874 %

Annualized volatility				
	1 year	3 years	5 years	Inception
<b>FUND</b>	7.0%	6.9%		7.7%
Benchmark	6.3%	6.5%		7.1%

## INVESTMENT STRATEGY

Since 2007, ODDO BHF Polaris Balanced has offered a global and broadly diversified, balanced multi-asset investment solution. It is characterized by an equity allocation between 35% and 60% and a bond segment that invests mainly in investment grade bonds. The portfolio may invest in securities listed or traded on regulated markets, mainly in Europe, the US or Emerging Markets.

The investment objective is to generate attractive asset growth with reduced fluctuations in value through value-oriented investments, while taking into account environmental, social issues and corporate governance (ESG) criteria.

## Benchmark :

20% MSCI USA NET in EUR + 25% MSCI Europe (Net Return) + 5% MSCI Emerging Markets  
Daily Net TR EUR + 5% JPM Cash Index Euro Currency 1M + 45% Bloomberg Euro Aggregate TR Unhedged 1-10

Net annual performance (12-months rolling)				
	from	to		
	04/22	04/23	04/24	04/25
	04/23	04/24	04/25	04/26
<b>FUND</b>	-1.4%	11.3%	1.5%	7.1%
Benchmark	2.5%	9.1%	5.9%	12.1%

Calendar performance (from January 01 to December 31)			
	2023	2024	2025
<b>FUND</b>	11.0%	10.3%	0.4%
Benchmark	12.0%	10.6%	7.9%

Cumulative and annualized net returns									
	Annualized performance			Cumulative performance					
	3 years	5 years	Inception	1 month	YTD	1 year	3 years	5 years	Inception
<b>FUND</b>	6.5%	3.5%	5.9%	1.7%	7.1%	20.9%			15.6%
Benchmark	9.0%	6.7%	3.9%	2.8%	12.1%	29.5%			31.9%

Past performance is not an indication of future results. Performance may vary over time.

Risk measurement		1 Year	3 Years
Sharpe ratio		1.13	0.53
Information ratio		-0.96	-0.52
Tracking Error (%)		4.85	4.58
Beta		0.82	0.81
Correlation coefficient (%)		73.80	76.82
Jensen's Alpha (%)		-2.44	-1.23

\*The glossary of indicators used is available for download on [www.am.oddo-bhf.com](http://www.am.oddo-bhf.com) in the Information section. | Sources : ODDO BHF AM SAS, Bloomberg, Morningstar® Sustainalytics provides company-level analysis used in the calculation of Morningstar's Sustainability Score.

(1) The summary risk indicator (SRI) is a guide to the level of risk of this product compared to other products. It shows how likely it is that the product will lose money because of movements in the market or because we are not able to pay you. It ranges from 1 (low risk) to 7 (high risk). This indicator is not constant and will change according to the fund's risk profile. The lowest category does not mean risk-free. Historical data, such as that used to calculate the SRI, may not be a reliable indication of the fund's future risk profile. There is no guarantee that the investment objectives in terms of risk will be achieved.

(2) Information on the EU Sustainable Finance Disclosure Regulation (SFDR) can be found in the SFDR classification(2) section of the document.

# ODDO BHF Polaris Balanced

30 APRIL 2026

Dlw-EUR - Eur | Multi-asset - Balanced - Traditional Asset Allocation

## ASSET ALLOCATION

### MONTHLY MANAGEMENT COMMENT

International capital markets have recently been heavily influenced by the war in Iran. The announcement of a ceasefire and the start of negotiations between the US and Iran initially led to a noticeable easing of tensions. This triggered a recovery rally on the financial markets, which was more subdued in Europe than in the US. Once again, technology stocks were the focus of attention. Solid quarterly results also provided a boost. Uncertainty was caused by the ongoing blockade of the Strait of Hormuz and the repeatedly stalled peace negotiations. After initially falling, the oil price rose sharply again towards the end of the month. In the equity portfolio, we sold our holdings in the agricultural machinery manufacturer Deere and the automotive group Mercedes. We took profits on well-performing stocks such as ASMI, BEIS, United Rentals, Broadcom and Diploma through partial sales. A new addition to the portfolio was Cadence Design Systems, a company specialising in software solutions for the semiconductor industry, which is benefiting from the AI-driven semiconductor boom. The duration of the bond portfolio remains at 4.3.

Asset allocation breakdown		
	Weight %	vs m-1
<b>Equities</b>	<b>54.84%</b>	<b>53.99%</b>
North America	24.15%	23.04%
Eurozone	15.76%	16.21%
Rest of Europe	10.46%	10.75%
Rest of the World	4.48%	3.99%
<b>Bonds</b>	<b>40.46%</b>	<b>41.82%</b>
Investment Grade bonds	37.68%	38.83%
High Yield bonds	2.09%	2.15%
Emerging Markets Bonds	0.69%	0.84%
<b>Xetra Gold</b>	<b>3.76%</b>	<b>3.98%</b>
Xetra Gold	3.76%	3.98%
<b>Cash &amp; Others</b>	<b>0.93%</b>	<b>0.21%</b>

<b>Equity net exposure</b>	<b>54.84%</b>	<b>53.99%</b>
----------------------------	---------------	---------------

Monthly contribution by asset class			
	Average weight (%)	Performance (%)	Contribution (%)
	FUND	FUND	FUND
Equities	54.04%	11.22%	5.82%
Bonds	40.66%	0.62%	0.27%
Commodities	3.92%	-2.01%	-0.07%
Cash & Currencies	1.37%	-0.92%	-0.02%
<b>TOTAL</b>	<b>100.00%</b>	<b>6.01%</b>	<b>6.01%</b>

Year-to-date contribution by asset class			
	Average weight (%)	Performance (%)	Contribution (%)
	FUND	FUND	FUND
Equities	54.40%	3.71%	1.87%
Bonds	40.60%	-0.37%	-0.14%
Commodities	4.22%	5.97%	0.27%
Cash & Currencies	0.79%	1.09%	-0.01%
<b>TOTAL</b>	<b>100.00%</b>	<b>1.99%</b>	<b>1.99%</b>

# ODDO BHF Polaris Balanced

30 APRIL 2026

DlW-EUR - Eur | Multi-asset - Balanced - Traditional Asset Allocation

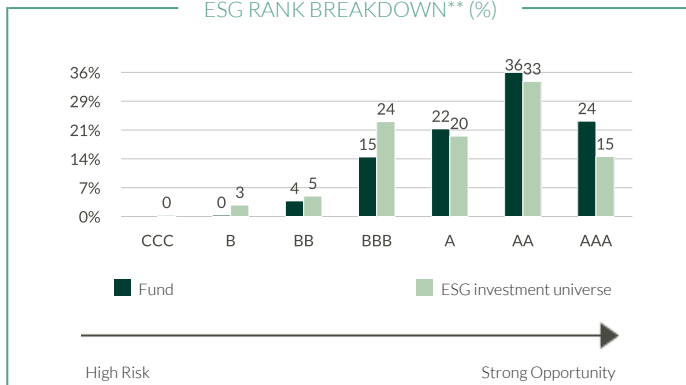
ESG Rating		
	FUND	ESG investment universe
	Apr 26	Apr 26
<b>MSCI ESG rating</b>	AA	A
<b>ESG coverage**</b>	95.1%	97.1%

ESG investment universe : 100% MSCI ACWI Net Total Return EUR Index

## WEIGHTED AVERAGE E,S AND G RANK\*



## ESG RANK BREAKDOWN\*\* (%)



## Weighted carbon intensity (tCO<sub>2</sub>e / €m turnover)

	FUND	ESG investment universe
<b>Weighted carbon intensity</b>	<b>65.6</b>	140.9
<b>Coverage ratio</b>	<b>95.1%</b>	100.0%

Source MSCI. We use scopes 1 (direct emissions) and 2 (indirect emissions related to electricity, heat or steam consumption) to calculate the carbon intensity, expressed in tonnes of CO<sub>2</sub> equivalent per million € of revenues. Cash and derivatives are not covered. Carbon metrics methodology: see details on page 4

TOP 5 ESG rank				
	Asset class	Country	Weight in the fund (%)	MSCI ESG rating
Asm International Nv	Equity	Netherlands	2.37	AAA
Allianz Se-Reg	Equity	Germany	2.33	AAA
Deutsche Boerse Ag	Equity	Germany	2.28	AAA
Muenchener Rueckver Ag-Reg	Equity	Germany	2.08	AAA
Siemens Ag-Reg	Equity	Germany	1.99	AAA
<b>Subtotal top 5</b>	-	-	<b>11.04</b>	-

\*ESG rank at the end of the period.

\*\* rebased on the rated part of the fund | rating according to MSCI from CCC (High Risk) to AAA (Strong Opportunity).

©2021 MSCI ESG Research LLC. Reproduced by permission.

# ODDO BHF Polaris Balanced

30 APRIL 2026

Dlw-EUR - Eur | Multi-asset - Balanced - Traditional Asset Allocation

## SUSTAINABLE REPORT – METHODOLOGY

ODDO BHF AM considers that measuring the environmental, social and governance impact of an investment is an essential step in disseminating good practices in ESG integration. To do this, it is imperative to have reliable, simple quantitative criteria (no reprocessing) and to allow comparison between portfolios regardless of their composition (large vs midcaps, geographical and sectoral diversity).

The choice of indicators is therefore crucial for the relevance of impact measurement. The data for the environmental indicators come from our external non-financial analysis provider, MSCI. We systematically indicate the availability of the data at the level of the portfolio and its benchmark.

### ESG integration at ODDO BHF Asset Management | 3 systematic steps

**Exclusions**

- Norm-based:** exclusion of companies that do not comply with certain international standards.(chemical weapons , anti-personnel mines, violation of the principles of the Global Compact, etc.)
- Sector-based:** total or partial exclusion of sectors or activities based on ethical considerations (tobacco, gambling, weapon, adult entertainment / pornographie and Coal...)


**ESG ratings**

- Usage of MSCI data based on a « Best-in-Class » approach

**Dialogue and engagement**

- Regular dialogue with companies on ESG issues
- Individual and joint engagement
- Inclusion of ESG research within ODDO BHF Asset Management's voting policy
- Escalation procedure if engagement is not conclusive

### ESG rating methodology




Environment	Social	Governance
<ul style="list-style-type: none"> <li>Climate Change</li> <li>Natural Resources</li> <li>Pollution &amp; Waste</li> <li>Environmental Opportunities</li> </ul>	<ul style="list-style-type: none"> <li>Human Capital</li> <li>Product Liability</li> <li>Stakeholder Opposition</li> <li>Social Opportunities</li> </ul>	<ul style="list-style-type: none"> <li>Corporate Governance</li> <li>Corporate Behavior</li> </ul>

Exposure metrics, management metrics and industry specific weighting  
Final result between 1-10 which is matched to a rating between AAA to CCC

0 - 2,857    2,857 - 7,143    7,143 - 10

CCC	B	BB	BBB	A	AA	AAA
-----	---	----	-----	---	----	-----

High risk... ...Strong opportunity



Sources: ODDO BHF AM SAS, MSCI.

\*ESG rank at the end of the period.

\*\* rebased on the rated part of the fund | rating according to MSCI from CCC (High Risk) to AAA (Strong Opportunity).

©2021 MSCI ESG Research LLC. Reproduced by permission.

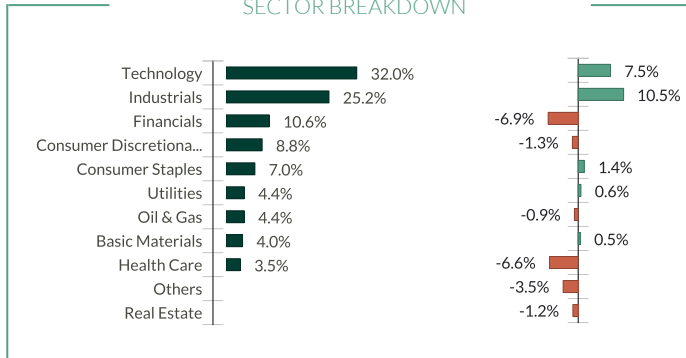
# ODDO BHF Polaris Balanced

30 APRIL 2026

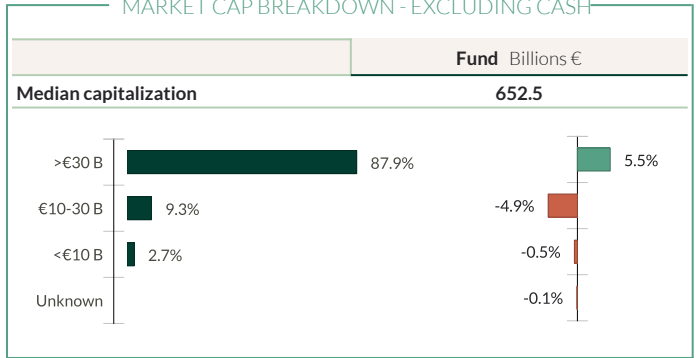
DIW-EUR - Eur | Multi-asset - Balanced - Traditional Asset Allocation

## EQUITY BUCKET

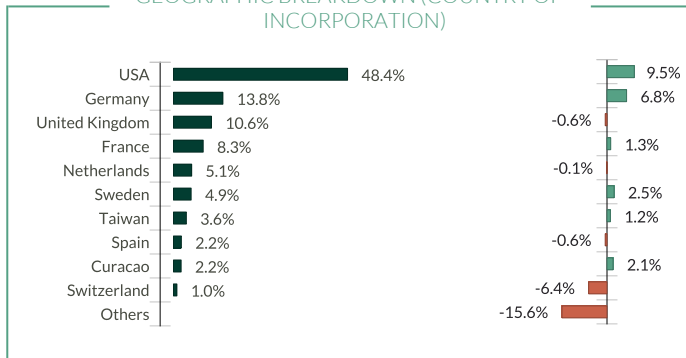
### SECTOR BREAKDOWN



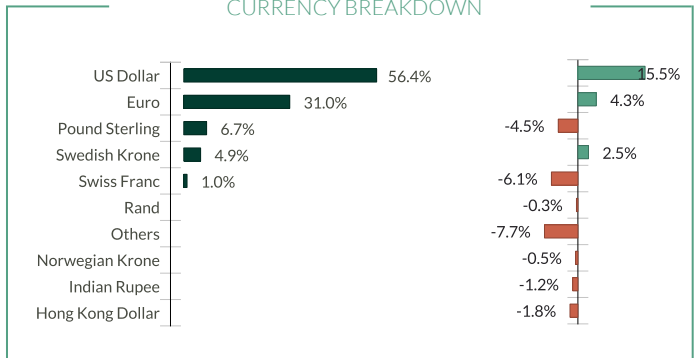
### MARKET CAP BREAKDOWN - EXCLUDING CASH



### GEOGRAPHIC BREAKDOWN (COUNTRY OF INCORPORATION)



### CURRENCY BREAKDOWN



#### 5 best contributions (3/31/26 - 4/30/26)

	Contribution (%)	Performance (%)	Average weight (%)	Country	Sector	Currency	MSCI ESG rating
Broadcom Inc	0.44	35.41	1.48	USA	Technology	USD	AA
Nvidia Corp	0.41	24.15	1.89	USA	Technology	USD	AA
Alphabet Inc-CI C	0.35	24.61	1.58	USA	Technology	USD	BBB
Amphenol Corp-CI A	0.32	22.12	1.66	USA	Technology	USD	BB
Taiwan Semiconductor-Sp Adr	0.32	21.94	1.61	Taiwan	Technology	USD	AA
<b>TOTAL</b>	<b>1.84</b>		<b>8.22</b>				

#### 5 worst contributions (3/31/26 - 4/30/26)

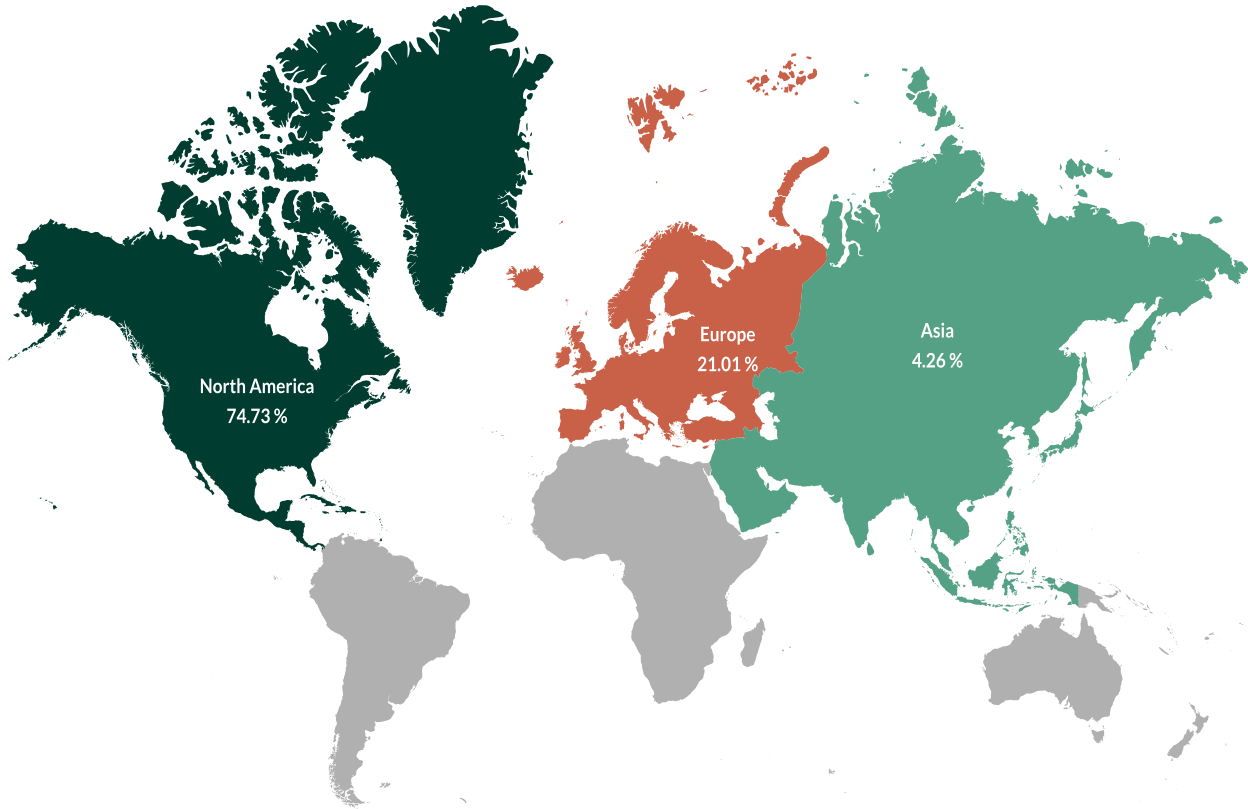
	Contribution (%)	Performance (%)	Average weight (%)	Country	Sector	Currency	MSCI ESG rating
Unilever Plc (NL)	-0.06	-6.96	0.80	United Kingdom	Consumer Staples	EUR	AAA
Thermo Fisher Scientific Inc	-0.05	-4.82	1.21	USA	Health Care	USD	BBB
Ishares Europe Health Eur A	-0.03	-3.29	1.01	Ireland		EUR	AA
Muenchener Rueckver Ag-Reg	-0.01	-1.53	1.20	Germany	Financials	EUR	AAA
Danaher Corp	-0.01	-4.85	0.65	USA	Health Care	USD	A
<b>TOTAL</b>	<b>-0.17</b>		<b>4.87</b>				

# ODDO BHF Polaris Balanced

30 APRIL 2026

**DIW-EUR - Eur** | *Multi-asset - Balanced - Traditional Asset Allocation*

GEOGRAPHICAL BREAKDOWN OF SALES REVENUE (EQUITY EXPOSURE BY CONTINENT)



# ODDO BHF Polaris Balanced

30 APRIL 2026

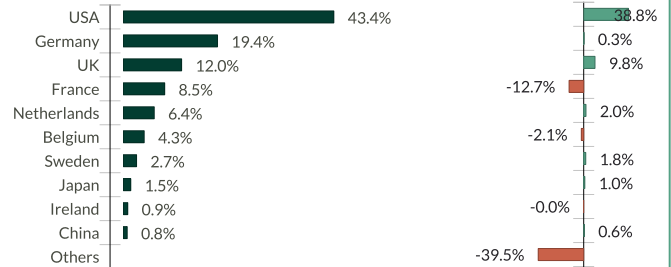
Dlw-EUR - Eur | Multi-asset - Balanced - Traditional Asset Allocation

## BOND BUCKET

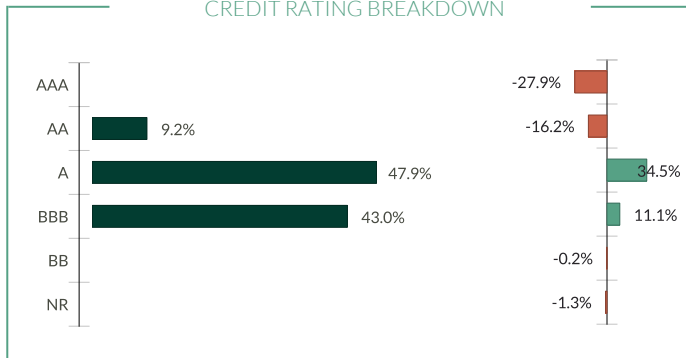
Key indicators		
	Fund	Benchmark
Yield To Maturity (YTM)*	3.5	3.2
Yield To Worst (YTW)*	3.4	3.1
Modified duration to worst	4.5	4.3
Spread duration	4.5	4.3
EUR Exposure	99.3%	
Non-Eur Exposure	0.7%	

\*The glossary of the indicators used is available for download on [www.am.oddo-bhf.com](http://www.am.oddo-bhf.com) in the "INFORMATIONS" section.

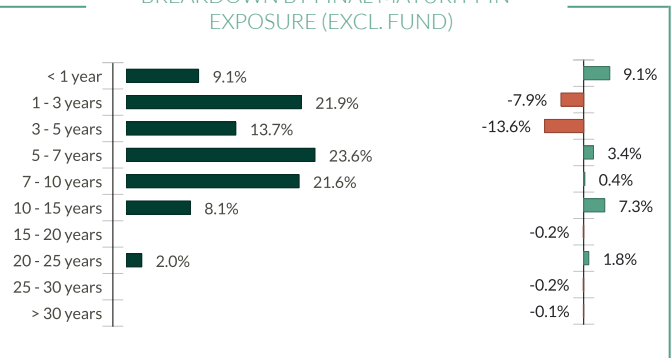
### GEOGRAPHIC BREAKDOWN (COUNTRY OF RISK)



### CREDIT RATING BREAKDOWN



### BREAKDOWN BY FINAL MATURITY IN EXPOSURE (EXCL. FUND)



### 5 best contributions (3/31/26 - 4/30/26)

	Contribution (%)	Performance (%)	Average weight (%)	Country	Sector	Currency	MSCI ESG rating
Vodafone Group Plc 3,75% 12/2034	0.01	0.94	1.06	UK	Investment Grade	EUR	A
Assa Abloy Ab 4,125% 09/2035	0.01	0.99	1.03	Sweden	Investment Grade	EUR	AA
Sartorius Finance Bv 4,5% 09/2032	0.01	0.99	0.99	Germany	Investment Grade	EUR	AA
Pepsico, Inc. 0,40% 10/2032	0.01	0.86	1.05	USA	Investment Grade	EUR	BBB
Siemens Financieringsmaatschap 3,50% 02/2	0.01	0.83	1.00	Germany	Investment Grade	EUR	AAA
<b>TOTAL</b>	<b>0.05</b>		<b>5.13</b>				

### 5 worst contributions (3/31/26 - 4/30/26)

	Contribution (%)	Performance (%)	Average weight (%)	Country	Sector	Currency	MSCI ESG rating
3M Company 2,88% 10/2027	-0.01	-1.73	0.26	USA	Investment Grade	USD	AAA
Symrise Ag 1,38% 07/2027	0.00	0.28	0.20	Germany	Investment Grade	EUR	AA
Adidas Ag 2,25% 10/2026	0.00	0.19	0.41	Germany	Investment Grade	EUR	AAA
Anheuser-Busch Inbev Sa 2,00% 03/2028	0.00	0.40	0.19	Belgium	Investment Grade	EUR	AA
Booking Holdings, Inc. 4,25% 05/2029	0.00	0.32	0.29	USA	Investment Grade	EUR	A
<b>TOTAL</b>	<b>0.00</b>		<b>1.36</b>				

# ODDO BHF Polaris Balanced

30 APRIL 2026

**DIW-EUR - Eur | Multi-asset - Balanced - Traditional Asset Allocation**

Top 10 holdings (absolute)						
	Weight in the fund (%)	Asset class	Country	Capitalization (€ bn)	Currency	MSCI ESG rating
Xetra-Gold	3.8	Commodities	Germany	-	EUR	-
Oddo Bhf Emerging Markets Ciw-Eur	2.3	Equity	Luxembourg	-	EUR	AA
Nvidia Corp	2.0	Equity	USA	4329.0	USD	AA
Taiwan Semiconductor-Sp Adr	1.7	Equity	Taiwan	1743.3	USD	AA
Alphabet Inc-CI C	1.7	Equity	USA	3615.6	USD	BBB
Oddo Bhf Euro Credit Short Duration Cp-Eur	1.6	Bond	Luxembourg	-	EUR	A
Microsoft Corp	1.6	Equity	USA	2690.2	USD	AA
Amphenol Corp-CIA	1.6	Equity	USA	154.9	USD	BB
Ishr Stoxx Eur 600 Banks De	1.5	Equity	Germany	-	EUR	AA
Broadcom Inc	1.5	Equity	USA	1614.9	USD	AA
<b>TOTAL</b>	<b>19.3</b>					

Composition of the equity bucket		
	FUND	Benchmark
<b>Number of equity holdings</b>	<b>54</b>	2145
<b>Top 10 weight (%)</b>	<b>29.9%</b>	17.5%
<b>Top 30 weight (%)</b>	<b>71.9%</b>	31.7%

Composition of the bond bucket		
	FUND	Benchmark
<b>Number of bond holdings</b>	<b>55</b>	6945
<b>Total number of tickers</b>	<b>48</b>	1207
<b>Weight of the 10 biggest tickers (%)</b>	<b>30.4%</b>	49.8%
<b>Weight of the 30 biggest tickers (%)</b>	<b>78.7%</b>	61.0%

# ODDO BHF Polaris Balanced

30 APRIL 2026

**DIW-EUR - Eur | Multi-asset - Balanced - Traditional Asset Allocation**

## RISKS:

The fund is exposed to the following risks: operational risks including custody risk, target fund risk, currency risk, credit risk, Sustainability risk

## SFDR CLASSIFICATION<sup>2</sup>

The EU Sustainable Finance Disclosure Regulation (SFDR) is a set of EU rules which aim to make the sustainability profile of funds transparent, more comparable and better understood by end investors. Article 6: The management team does not consider sustainability risks or adverse effects of investment decisions on sustainability factors in the investment decision making process. Article 8: The management team addresses sustainability risks by integrating ESG criteria (Environment and/or Social and/or Governance) into its investment decision making process. Article 9: The management team follows a strict sustainable investment objective that significantly contributes to the challenges of the ecological transition, and addresses Sustainability Risks through ratings provided by the Management Company's external ESG data provider.

## DISCLAIMER

This document has been drawn up by ODDO BHF AM LUX. Potential investors should consult an investment advisor before subscribing to the fund. The investor is informed that the fund presents a risk of capital loss, but also many risks linked to the financial instruments/strategies in the portfolio. In case of subscription, investors must read the Key Information Document (KID) and the fund's prospectus in order to acquaint themselves with the detailed nature of any risks incurred and all costs. The value of the investment may vary both upwards and downwards and may not be returned in full. The investment must be made in accordance with investors' investment objectives, their investment horizon and their capacity to deal with the risk arising from the transaction. ODDO BHF AM LUX cannot be held responsible for any direct or indirect damages resulting from the use of this document or the information contained in it. This information is provided for indicative purposes and may be modified at any moment without prior notice. Any opinions presented in this document result from our market forecasts on the publication date. They are subject to change according to market conditions and ODDO BHF AM LUX shall not in any case be held contractually liable for them. The net asset values presented in this document are provided for indicative purposes only. Only the net asset value marked on the transaction statement and the securities account statement is authoritative. Subscriptions and redemptions of mutual funds are processed at an unknown asset value.

A summary of investor rights is available free of charge in electronic form in English language on the website at : [https://am.oddo-bhf.com/FRANCE/en/non\\_professional\\_investor/infos\\_reglementaire](https://am.oddo-bhf.com/FRANCE/en/non_professional_investor/infos_reglementaire). The fund may have been authorized for distribution in different EU member states. Investors are advised to the fact that the management company may decide to withdraw with the arrangements it has made for the distribution of the units of the fund in accordance with Article 93a of Directive 2009/65/EC and Article 32a of Directive 2011/61/EU.

The Key Information Document (DEU, ESP, FR, GB, ITL, POR, SWD) and the prospectus (DEU, FR, GB) are available free of charge from ODDO BHF AM LUX or at [am.oddo-bhf.com](http://am.oddo-bhf.com) or at authorized distributors. The annual and interim reports are available free of charge from ODDO BHF AM LUX or on its internet site [am.oddo-bhf.com](http://am.oddo-bhf.com).

The complaints handling policy is available on our website [am.oddo-bhf.com](http://am.oddo-bhf.com) in the regulatory information section. Customer complaints can be addressed in the first instance to the following e-mail address: [service\\_client@oddo-bhf.com](mailto:service_client@oddo-bhf.com). If the fund is licensed for sale in Switzerland, the representative there is 1741 Fund Solutions AG, Burggraben 16 - 9000 St. Gallen, Switzerland. Paying agent is ODDO BHF (Switzerland) Ltd., Schulhausstrasse 6, 8027 Zurich, Switzerland. Further useful information regarding the fund, the Sales Prospectus including the Fund Rules, the Key Information Document as well as the annual and half-yearly reports will also be available there free of charge and in the German language.

If ODDO BHF Asset Management GmbH receives any rebates on the management fee of target funds or other assets, ODDO BHF Asset Management GmbH undertakes to fully remit such payment to the investor or the fund. If ODDO BHF Asset Management GmbH performs services for an investment product of a third party, ODDO BHF Asset Management GmbH will be compensated by the relevant company. Typical services are investment management or sales activities for funds established by a different investment management company. Normally, such compensation is calculated as a percentage of the management fee (up to 100%) of the respective fund, calculated on the basis of such fund's assets managed or distributed by ODDO BHF Asset Management GmbH. This may result in the risk that the investment advice given may not be consistent with the investor's interest. The amount of the management fee is published in the prospectus of the respective fund. Further details are available upon request.

It is further intended solely for persons based in countries in which the respective funds are registered for distribution or in which such registration is not required. The shares of the fund have not been registered under the United States Securities Act of 1933, as amended (the "1933 Act"); they may therefore not be publicly offered or sold in the United States of America or to US citizens or any US residents. This publication is intended as marketing instrument and does not satisfy the statutory requirements regarding the impartiality of a financial analysis, and the financial instruments concerned are not subject to any prohibition of trading in advance of the publication of this presentation.

Copyright © Morningstar, Inc. All Rights Reserved. The information, data, analyses and opinions with reference to Morningstar contained herein (1) include the confidential and proprietary information of Morningstar, (2) may not be copied or redistributed, (3) do not constitute investment advice offered by Morningstar, (4) are provided solely for informational purposes and therefore are not an offer to buy or sell a security, and (5) are not warranted to be correct, complete or accurate. Except as otherwise required by law, Morningstar shall not be responsible for any trading decisions, damages or other losses resulting from, or related to, this information, data, analyses or opinions or their use. This report is supplemental sales literature, and therefore must be preceded or accompanied by a prospectus and disclosure statement. STOXX Limited ("STOXX") is the source of any aforementioned STOXX index and the data comprised therein. STOXX has not been involved in any way in the creation of any reported information and does neither warrant nor assume any liability whatsoever – including without limitation the accuracy, adequateness, correctness, completeness, timeliness, and fitness for any purpose – with respect to any reported information. Any dissemination or further distribution of any such information pertaining to STOXX is prohibited.

Although ODDO BHF Asset Management and its information providers, including without limitation, MSCI ESG Research LLC and its affiliates (the "ESG Parties"), obtain information (the "Information") from sources they consider reliable, none of the ESG Parties warrants or guarantees the originality, accuracy and/or completeness, of any data herein and expressly disclaim all express or implied warranties, including those of merchantability and fitness for a particular purpose. The Information may only be used for your internal use, may not be reproduced or re-disseminated in any form and may not be used as a basis for, or a component of, any financial instruments or products or indices. Further, none of the information can in and of itself be used to determine which securities to buy or sell or when to buy or sell them. None of the ESG Parties shall have any liability for any errors or omissions in connection with any data herein, or any liability for any direct, indirect, special, punitive, consequential or any other damages (including lost profits) even if notified of the possibility of such damages. ©2021 MSCI ESG Research LLC. Reproduced by permission.