

# ODDO BHF Europe Equity Trend

29 MAY 2026

CNw-EUR - Eur | Quantitative Equities - Momentum - Europe Core

Assets Under Management	417 M€	Morningstar™ Category:	① ② ③ ④ ⑤ ⑥ ⑦
NAV per Unit	174.39€	Europe Large-Cap Blend Equity	Risk scale (1)
Evolution vs M-1	2.78€	★ ★ ★ Rating at 4/30/26	6 8 9
		🌐🌐🌐🌐 Rating at 3/31/26	SFDR Classification <sup>2</sup>

## Countries in which the fund is authorised for distribution to the public:

FR CHE DEU AUT SWE

## PORTFOLIO MANAGERS

Dr. Stefan BRAUN (CFA), Karsten Seier (CFA), Steffen Fuchs (CFA)

## MANAGEMENT COMPANY

ODDO BHF AM GmbH

## KEY FEATURES

**Recommended investment horizon:** 3 Years

**Inception date (1st NAV):** 8/14/20

**Inception date of the fund:** 8/27/02

<b>Legal structure</b>	Mutual Fund
<b>ISIN code</b>	DE000A2P5QE2
<b>Bloomberg code</b>	OASLCNW GR
<b>Dividend policy</b>	Accumulation unit
<b>Minimum (initial) investment</b>	100 EUR
<b>Management company (by delegation)</b>	-
<b>Subscriptions/redemptions</b>	2:00pm, D
<b>Valuation</b>	Daily
<b>Management fees</b>	0.9%
<b>Performance fees</b>	N/a
<b>Subscription fees</b>	5 % (maximum)
<b>Redemption fees</b>	Nil
<b>Management fees and other administrative or operating costs</b>	0.95 %

	Annualized volatility		
	1 year	3 years	5 years
<b>FUND</b>	13.0%	13.5%	14.6%
Benchmark	12.8%	13.0%	13.8%

## INVESTMENT STRATEGY

Utilizing a proprietary sustainable quantitative approach ODDO BHF Europe Equity Trend invests in European equities. The quantitative model rates equities based on a smart momentum strategy analysing extensive historical data to detect stable trends in the market. The portfolio construction process involves a strong focus on sustainability, diversification and risk management by applying various optimization constraints

**Benchmark :** 100% Stoxx Europe Sustainability Ex AGTAF A

Net annual performance (12-months rolling)					
from	05/21	05/22	05/23	05/24	05/25
to	05/22	05/23	05/24	05/25	05/26
<b>FUND</b>	-3.0%	4.2%	23.8%	8.3%	9.7%
Benchmark	0.3%	5.3%	17.1%	8.4%	14.4%

Calendar performance (from January 01 to December 31)					
	2021	2022	2023	2024	2025
<b>FUND</b>	31.3%	-21.5%	18.8%	13.3%	15.5%
Benchmark	24.3%	-13.7%	16.7%	8.0%	17.6%

Cumulative and annualized net returns									
	Annualized performance			Cumulative performance					
	3 years	5 years	Inception	1 M	YTD	1 year	3 years	5 years	Inception
<b>FUND</b>	13.7%	8.3%	10.1%	1.6%	3.6%	9.7%	47.1%	48.8%	74.4%
Benchmark	13.2%	8.9%	10.9%	2.9%	7.1%	14.4%	45.2%	53.3%	82.0%

Past performance is not an indication of future results. Performance may vary over time.

Risk measurement	1 Year	3 Years	5 Years	Since Inception
Sharpe ratio	0.62	0.76	0.43	0.58
Information ratio	-2.05	0.20	-0.17	-0.21
Tracking Error (%)	2.35	2.94	3.80	3.87
Beta	1.00	1.01	1.02	1.01
Correlation coefficient (%)	98.34	97.60	96.57	96.45
Jensen's Alpha (%)	-4.77	0.50	-0.81	-0.91

\*The glossary of indicators used is available for download on [www.am.oddo-bhf.com](http://www.am.oddo-bhf.com) in the Information section. | Sources : ODDO BHF AM SAS, Bloomberg, Morningstar® Sustainalytics provides company-level analysis used in the calculation of Morningstar's Sustainability Score.

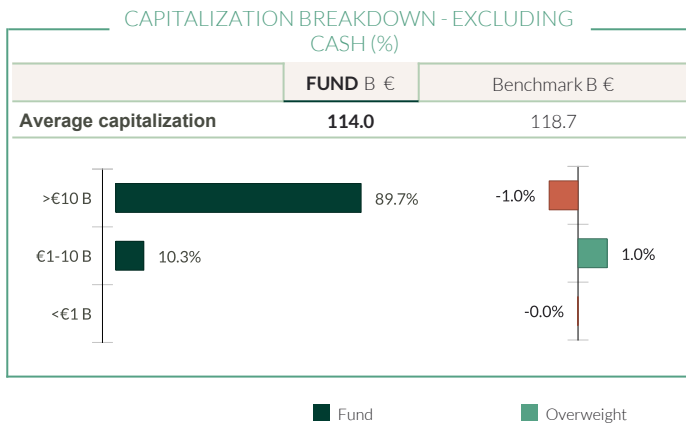
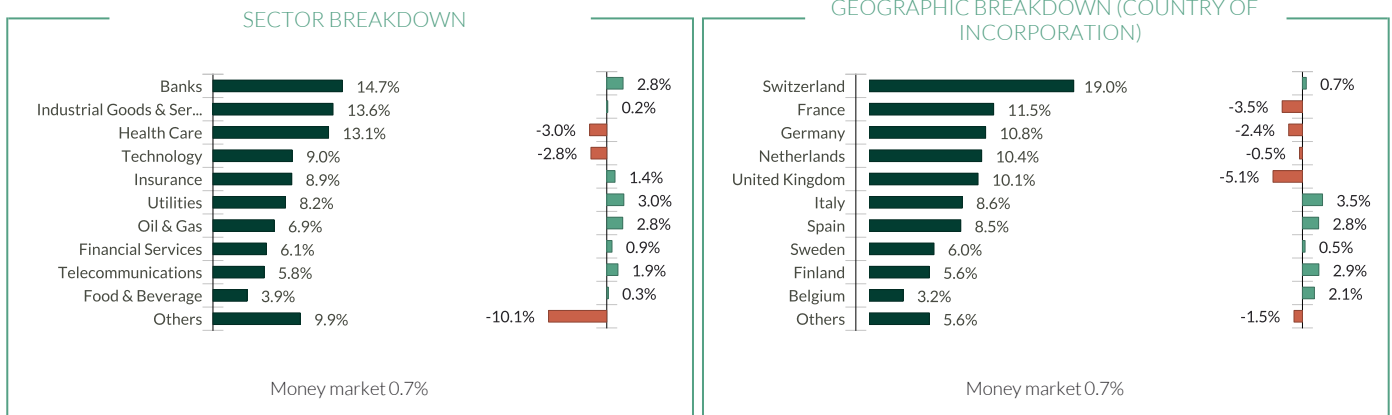
(1) The summary risk indicator (SRI) is a guide to the level of risk of this product compared to other products. It shows how likely it is that the product will lose money because of movements in the market or because we are not able to pay you. It ranges from 1 (low risk) to 7 (high risk). This indicator is not constant and will change according to the fund's risk profile. The lowest category does not mean risk-free. Historical data, such as that used to calculate the SRI, may not be a reliable indication of the fund's future risk profile. There is no guarantee that the investment objectives in terms of risk will be achieved.

(2) Information on the EU Sustainable Finance Disclosure Regulation (SFDR) can be found in the SFDR classification(2) section of the document.

# ODDO BHF Europe Equity Trend

29 MAY 2026

CNw-EUR - Eur | Quantitative Equities - Momentum - Europe Core



Weighted carbon intensity (tCO2e / €m turnover)		
	FUND	Benchmark
Weighted carbon intensity	29.8	47.9
Coverage ratio	100.0%	100.0%

Source MSCI. We use scopes 1 (direct emissions) and 2 (indirect emissions related to electricity, heat or steam consumption) to calculate the carbon intensity, expressed in tonnes of CO2 equivalent per million € of revenues. Cash and derivatives are not covered. Carbon metrics methodology: see details on page 4

Main portfolio holdings					
	Weight in the fund (%)	Weight in the benchmark (%)	Country	Sector	MSCI ESG rating
Asml Holding Nv	6.39	5.61	Netherlands	Technology	AAA
Abb Ltd-Reg	3.84	1.51	Switzerland	Industrial Goods & Services	AAA
Iberdrola Sa	3.78	1.26	Spain	Utilities	AAA
Siemens Energy Ag	3.68	1.32	Germany	Oil & Gas	BBB
Novartis Ag-Reg	3.56	2.57	Switzerland	Health Care	AAA
Unicredit Spa	3.55	1.17	Italy	Banks	AA
Ucb Sa	3.16	0.33	Belgium	Health Care	AA
Banco Comercial Portugues-R	3.05	0.09	Portugal	Banks	AA
Wartsila Oyj Abp	3.04	0.18	Finland	Industrial Goods & Services	AAA
Engie	2.86	0.51	France	Utilities	AA
<b>Number of holdings</b>	<b>94</b>				

\*\* rebased on the rated part of the fund | rating according to MSCI from CCC (High Risk) to AAA (Strong Opportunity).

©2021 MSCI ESG Research LLC. Reproduced by permission.

# ODDO BHF Europe Equity Trend

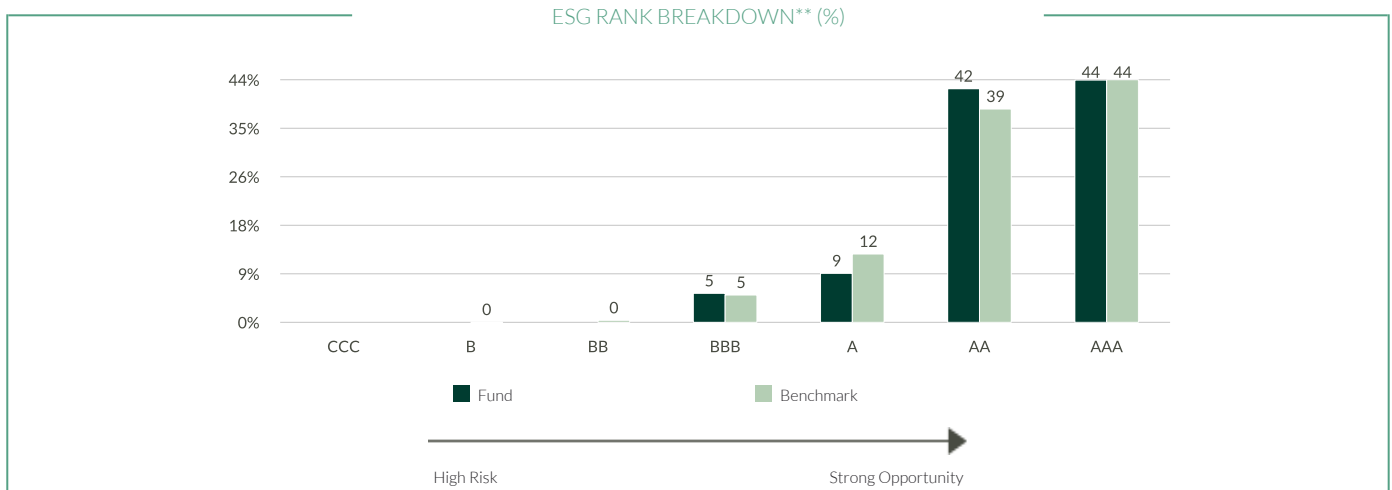
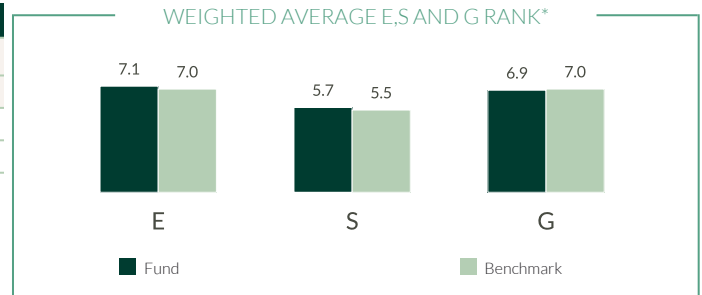
29 MAY 2026

CNw-EUR - Eur | Quantitative Equities - Momentum - Europe Core

## SUSTAINABLE REPORT - OVERVIEW

ESG Rating		
	FUND	Benchmark
	May 26	May 26
<b>MSCI ESG rating</b>	AA	AA
<b>ESG coverage**</b>	100.0%	99.7%

Benchmark : 100% Stoxx Europe Sustainability Ex AGTAF A



TOP 5 ESG rank					
	Sector	Country	Weight in the fund (%)	MSCI ESG rating	
Asml Holding Nv	Technology	Netherlands	6.39	AAA	
Abb Ltd-Reg	Industrial Goods & Services	Switzerland	3.84	AAA	
Iberdrola Sa	Utilities	Spain	3.78	AAA	
Novartis Ag-Reg	Health Care	Switzerland	3.56	AAA	
Wartsila Oyj Abp	Industrial Goods & Services	Finland	3.04	AAA	
<b>Subtotal top 5</b>	-	-	<b>20.61</b>	-	

\*ESG rank at the end of the period.

\*\* rebased on the rated part of the fund | rating according to MSCI from CCC (High Risk) to AAA (Strong Opportunity).

©2021 MSCI ESG Research LLC. Reproduced by permission.



# ODDO BHF Europe Equity Trend

29 MAY 2026

CNw-EUR - Eur | *Quantitative Equities - Momentum - Europe Core*

## MONTHLY MANAGEMENT COMMENT

European equities staged a strong recovery in April 2026, with the Stoxx Europe 600 rising +4.8% – its best monthly gain since January 2025 and the best April since the onset of Covid in 2020. The Euro Stoxx 50 gained +5.6%, while the DAX surged +7.1%. The dominant macro driver was the US-Iran conflict and its evolution. The month opened with a ceasefire announcement and the reopening of the Strait of Hormuz, triggering a sharp relief rally. However, momentum stalled in the final week as oil prices surged back toward \$105/bbl, reigniting growth concerns and erasing Europe's year-to-date outperformance over US equities. Both the ECB and Bank of England held rates unchanged at month-end, while euro area inflation rose to 3.0% in April from 2.6% in March.

### Best performers:

- Technology (+13.8%) led the recovery, driven by semiconductor rallies and renewed AI enthusiasm, reversing sharp March losses.
- Media (+9.5%) and Banking (+9.0%) also posted strong gains as risk appetite returned.
- Industrials (+8.0%) benefited from structural tailwinds including AI data center build-outs, defense spending, and power grid investment.
- Within utilities, renewables-exposed names led the sector, with the European utilities sector up ~14% year-to-date by late April, outperforming the broader index.

### Worst performers:

- Energy was the weakest sector in April as the initial oil price shock subsided following the ceasefire, reversing its strong March performance.
- Healthcare underperformed, facing headwinds from inflationary risks, elevated interest rates, and a downturn in China.
- The European med-tech/life sciences sector underperformed the Stoxx 600 in 2026, with the average stock in coverage down ~3%, driven by FX, tariffs, and China market weakness.
- Real Estate remained under pressure, with the STOXX 600 Real Estate sector returning -4.9% in Q1 2026 versus -1.5% for the broader index.
- European office REITs were among the weakest performers, with companies such as Gecina, Derwent London, British Land, and Landsec slumping more than 15% year-to-date.
- Autos continued to lag, trading at a ~50% P/E discount to the broader market – well above the historical average of 30% – weighed down by Chinese competition and earnings concerns.

From a factor perspective, High Risk showed the strongest performance, while Momentum and Dividend factors underperformed.

The ODDO BHF Europe Equity Fund underperformed its benchmark in April. The portfolio's underperformance was primarily attributed to unfavorable asset allocation decisions and mixed security selection outcomes. While overweight positions in Banks generated positive returns, the underperformance was driven by individual security challenges, particularly in Industrial Goods and Services and Technology sectors. Strong performers like UCB SA benefited from strategic acquisitions and positive clinical trial results, while detractors faced analyst downgrades and revenue misses despite some positive operational developments. The portfolio's sector positioning showed mixed results, with Banks providing the strongest contribution while Industrial Goods and Services weighed on overall performance.

## RISKS:

The fund is exposed to the following risks: market risk, risks associated with the use of derivative instruments, custody risk, Sustainability risk

## SFDR CLASSIFICATION<sup>2</sup>

The EU Sustainable Finance Disclosure Regulation (SFDR) is a set of EU rules which aim to make the sustainability profile of funds transparent, more comparable and better understood by end investors. Article 6: The management team does not consider sustainability risks or adverse effects of investment decisions on sustainability factors in the investment decision making process. Article 8: The management team addresses sustainability risks by integrating ESG criteria (Environment and/or Social and/or Governance) into its investment decision making process. Article 9: The management team follows a strict sustainable investment objective that significantly contributes to the challenges of the ecological transition, and addresses Sustainability Risks through ratings provided by the Management Company's external ESG data provider.

# ODDO BHF Europe Equity Trend

29 MAY 2026

CNw-EUR - Eur | *Quantitative Equities - Momentum - Europe Core*

## DISCLAIMER

This document has been drawn up by ODDO BHF AM GmbH. Potential investors should consult an investment advisor before subscribing to the fund. The investor is informed that the fund presents a risk of capital loss, but also many risks linked to the financial instruments/strategies in the portfolio. In case of subscription, investors must read the Key Information Document (KID) and the fund's prospectus in order to acquaint themselves with the detailed nature of any risks incurred and all costs. The value of the investment may vary both upwards and downwards and may not be returned in full. The investment must be made in accordance with investors' investment objectives, their investment horizon and their capacity to deal with the risk arising from the transaction. ODDO BHF AM GmbH cannot be held responsible for any direct or indirect damages resulting from the use of this document or the information contained in it. This information is provided for indicative purposes and may be modified at any moment without prior notice. Any opinions presented in this document result from our market forecasts on the publication date. They are subject to change according to market conditions and ODDO BHF AM GmbH shall not in any case be held contractually liable for them. The net asset values presented in this document are provided for indicative purposes only. Only the net asset value marked on the transaction statement and the securities account statement is authoritative. Subscriptions and redemptions of mutual funds are processed at an unknown asset value.

A summary of investor rights is available free of charge in electronic form in English language on the website at : [https://am.oddo-bhf.com/france/en/non\\_professional\\_investor/infos\\_reglementaire\\_gmbh](https://am.oddo-bhf.com/france/en/non_professional_investor/infos_reglementaire_gmbh). The fund may have been authorized for distribution in different EU member states. Investors are advised to the fact that the management company may decide to withdraw with the arrangements it has made for the distribution of the units of the fund in accordance with Article 93a of Directive 2009/65/EC and Article 32a of Directive 2011/61/EU.

The Key Information Document (DEU, FR, GB, SWD) and the prospectus (DEU, FR, GB) are available free of charge from ODDO BHF AM GmbH or at [am.oddo-bhf.com](http://am.oddo-bhf.com) or at authorized distributors. The annual and interim reports are available free of charge from ODDO BHF AM GmbH or on its internet site [am.oddo-bhf.com](http://am.oddo-bhf.com).

The complaints handling policy is available on our website [am.oddo-bhf.com](http://am.oddo-bhf.com) in the regulatory information section. Customer complaints can be addressed in the first instance to the following e-mail address: [service\\_client@oddo-bhf.com](mailto:service_client@oddo-bhf.com). If the fund is licensed for sale in Switzerland, the representative there is 1741 Fund Solutions AG, Burggraben 16 - 9000 St. Gallen, Switzerland. Paying agent is ODDO BHF (Switzerland) Ltd., Schulhausstrasse 6, 8027 Zurich, Switzerland. Further useful information regarding the fund, the Sales Prospectus including the Fund Rules, the Key Information Document as well as the annual and half-yearly reports will also be available there free of charge and in the German language.

If ODDO BHF Asset Management GmbH receives any rebates on the management fee of target funds or other assets, ODDO BHF Asset Management GmbH undertakes to fully remit such payment to the investor or the fund. If ODDO BHF Asset Management GmbH performs services for an investment product of a third party, ODDO BHF Asset Management GmbH will be compensated by the relevant company. Typical services are investment management or sales activities for funds established by a different investment management company. Normally, such compensation is calculated as a percentage of the management fee (up to 100%) of the respective fund, calculated on the basis of such fund's assets managed or distributed by ODDO BHF Asset Management GmbH. This may result in the risk that the investment advice given may not be consistent with the investor's interest. The amount of the management fee is published in the prospectus of the respective fund. Further details are available upon request.

It is further intended solely for persons based in countries in which the respective funds are registered for distribution or in which such registration is not required. The shares of the fund have not been registered under the United States Securities Act of 1933, as amended (the "1933 Act"); they may therefore not be publicly offered or sold in the United States of America or to US citizens or any US residents. This publication is intended as marketing instrument and does not satisfy the statutory requirements regarding the impartiality of a financial analysis, and the financial instruments concerned are not subject to any prohibition of trading in advance of the publication of this presentation.

Copyright © Morningstar, Inc. All Rights Reserved. The information, data, analyses and opinions with reference to Morningstar contained herein (1) include the confidential and proprietary information of Morningstar, (2) may not be copied or redistributed, (3) do not constitute investment advice offered by Morningstar, (4) are provided solely for informational purposes and therefore are not an offer to buy or sell a security, and (5) are not warranted to be correct, complete or accurate. Except as otherwise required by law, Morningstar shall not be responsible for any trading decisions, damages or other losses resulting from, or related to, this information, data, analyses or opinions or their use. This report is supplemental sales literature, and therefore must be preceded or accompanied by a prospectus and disclosure statement. STOXX Limited ("STOXX") is the source of any aforementioned STOXX index and the data comprised therein. STOXX has not been involved in any way in the creation of any reported information and does neither warrant nor assume any liability whatsoever – including without limitation the accuracy, adequateness, correctness, completeness, timeliness, and fitness for any purpose – with respect to any reported information. Any dissemination or further distribution of any such information pertaining to STOXX is prohibited.

Although ODDO BHF Asset Management and its information providers, including without limitation, MSCI ESG Research LLC and its affiliates (the "ESG Parties"), obtain information (the "Information") from sources they consider reliable, none of the ESG Parties warrants or guarantees the originality, accuracy and/or completeness, of any data herein and expressly disclaim all express or implied warranties, including those of merchantability and fitness for a particular purpose. The Information may only be used for your internal use, may not be reproduced or re-disseminated in any form and may not be used as a basis for, or a component of, any financial instruments or products or indices. Further, none of the information can in and of itself be used to determine which securities to buy or sell or when to buy or sell them. None of the ESG Parties shall have any liability for any errors or omissions in connection with any data herein, or any liability for any direct, indirect, special, punitive, consequential or any other damages (including lost profits) even if notified of the possibility of such damages. ©2021 MSCI ESG Research LLC. Reproduced by permission.