

ODDO BHF Global Target 2026

30 APRIL 2026

DRw-EUR - Eur | Fixed Income - Target-maturity - Global

Assets Under Management	178 M€	Morningstar™ Category:	① ② ③ ④ ⑤ ⑥ ⑦
NAV per Unit	98.98€	Fixed Term Bond	Risk scale (1)
Evolution vs M-1	0.40€		6 8 9
		Rating at 2/28/26	SFDR Classification ²

Countries in which the fund is authorised for distribution to the public:

FR IT CHE DEU ESP SWE FIN

The fund is closed for subscriptions since 12/31/23

PORTFOLIO MANAGERS

Alexis Renault, Daniel Hagemann

MANAGEMENT COMPANY

ODDO BHF AM SAS

KEY FEATURES

Recommended investment horizon: 7 Years

Inception date (1st NAV): 1/14/20

Inception date of the fund: 9/9/19

Legal structure	FCP
ISIN code	FR0013450319
Bloomberg code	ODGT2DRFP
Dividend policy	Distribution unit
Minimum (initial) investment	100 EUR
Management company (by delegation)	ODDO BHF AM GmbH
Subscriptions/redemptions	11:15am D
Valuation	Daily
Management fees	Up to 1.25% of the net assets, inclusive of tax
Performance fees	N/A
Subscription fees	4 % (maximum)
Redemption fees	Nil
Management fees and other administrative or operating costs	1.25 %

Risk measurement	3 Years	5 Years
Sharpe ratio	1.03	0.24

INVESTMENT STRATEGY

The Fund's investment strategy is to manage, on a discretionary basis, a diversified portfolio of debt securities composed, up to a limit of 100% of the Fund's net assets, of traditional, high yield bonds rated between BB+ and B- (by Standard & Poor's or equivalent as assessed by the Management Company, or according to its own internal rating), of which at least 60% are issued by corporate issuers with their registered office in an OECD member country and with maturities of a maximum of six months and one day after 31 December 2026 (final maturity of the product or early redemption options at the Fund's discretion).

Within the limit of 40% of the net assets, the Fund may hold securities from corporate issuers whose registered office is located outside of the OECD, including in emerging countries. The Fund seeks to maximise the portfolio's average yield-to-maturity at the maturity date of 31 December 2026 and select the issuers with the lowest default risk in light of the return offered and fundamental analysis of the various risk factors inherent to said issuers.

Benchmark : Nil

Net annual performance (12-months rolling)						
from	04/20	04/21	04/22	04/23	04/24	04/25
to	04/21	04/22	04/23	04/24	04/25	04/26
FUND	14.9%	-4.3%	2.0%	6.5%	4.3%	5.6%

The management objective is to achieve an annualised net of fees performance greater than 2,15 %

Calendar performance (from January 01 to December 31)					
	2021	2022	2023	2024	2025
FUND	3.0%	-6.8%	9.7%	3.7%	3.0%

The management objective is to achieve an annualised net of fees performance greater than 2,15 %

Cumulative and annualized net returns									
	Annualized performance			Cumulative performance					
	3 years	5 years	Inception	1 month	YTD	1 year	3 years	5 years	Inception
FUND	5.4%	2.7%	2.5%	3.41%	3.40%	5.6%	17.3%	14.5%	16.6%

The management objective is to achieve an annualised net of fees performance greater than 2,15 %

Past performance is not an indication of future results. Performance may vary over time.

Annualized volatility				
	1 year	3 years	5 years	Inception
FUND	3.0%	2.4%	3.8%	7.5%

*The glossary of indicators used is available for download on www.am.oddo-bhf.com in the Information section. | Sources : ODDO BHF AM SAS, Bloomberg, Morningstar® Sustainalytics provides company-level analysis used in the calculation of Morningstar's Sustainability Score.

(1) The summary risk indicator (SRI) is a guide to the level of risk of this product compared to other products. It shows how likely it is that the product will lose money because of movements in the market or because we are not able to pay you. It ranges from 1 (low risk) to 7 (high risk). This indicator is not constant and will change according to the fund's risk profile. The lowest category does not mean risk-free. Historical data, such as that used to calculate the SRI, may not be a reliable indication of the fund's future risk profile. There is no guarantee that the investment objectives in terms of risk will be achieved.

(2) Information on the EU Sustainable Finance Disclosure Regulation (SFDR) can be found in the SFDR classification(2) section of the document.

ODDO BHF Global Target 2026

30 APRIL 2026

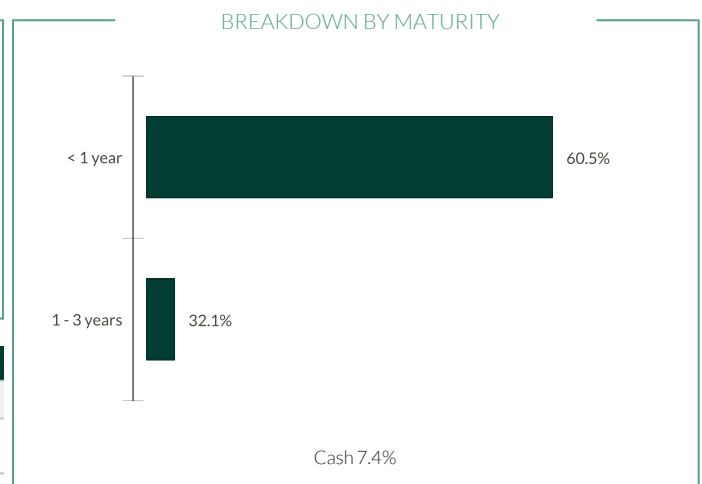
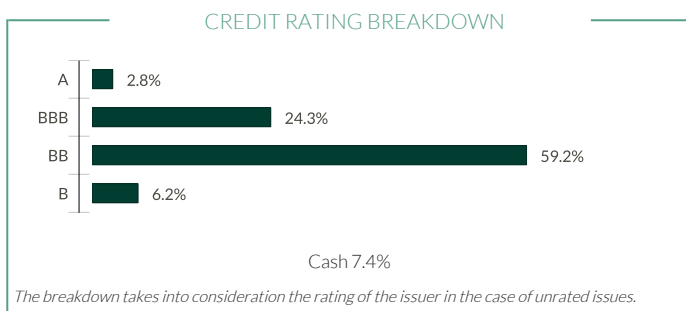
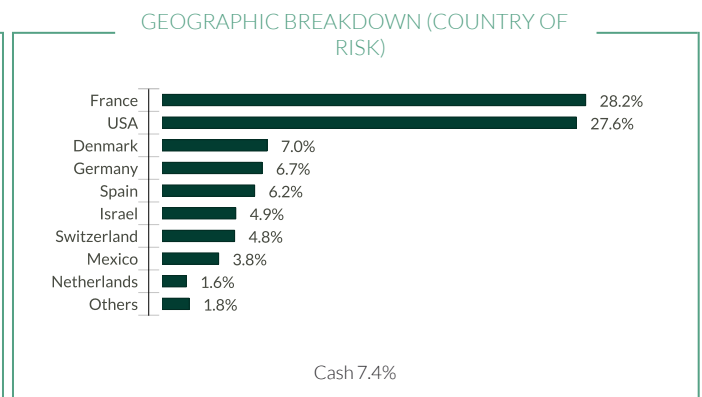
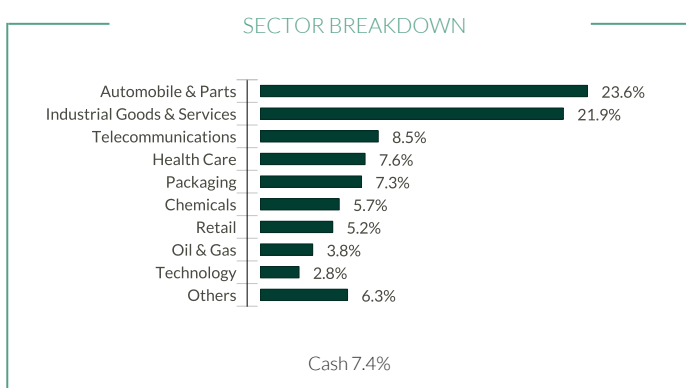
DRw-EUR - Eur | Fixed Income - Target-maturity - Global

Key indicators	
% invested	92.6%
% Cash	7.4%
Yield To Maturity (YTM)*	3.43 %
Yield To Worst (YTW)*	2.98 %
Modified duration to worst	0.52
OAS	71
Number of issuers	32
Average rating	BB+

The investment objective is to achieve an annualized net performance, after fees, exceeding 2,15 % over an investment horizon starting from the sub-fund's inception date, i.e., 2020-01-14, up to a maximum of 2026-12-31. As a reminder, the management fees for share class DRw-EUR - Eur are 1.25 %. These fees reduce the annual performance of this share class by 1.25 %.

*The glossary of the indicators used is available for download on www.am.oddo-bhf.com in the "INFORMATIONS" section.

Futures and options are not included in the calculation of the yield. The Yield to Maturity is calculated after currency hedging. The Yield to Worst is calculated after currency hedging.



Weighted carbon intensity (tCO ₂ e / €m turnover)		
	FUND	ESG investment universe
Weighted carbon intensity	141.1	154.5
Coverage ratio	100.0%	99.3%

Source MSCI. We use scopes 1 (direct emissions) and 2 (indirect emissions related to electricity, heat or steam consumption) to calculate the carbon intensity, expressed in tonnes of CO₂ equivalent per million € of revenues. Cash and derivatives are not covered.

Carbon metrics methodology: see details on page 3

Main portfolio issuers				
	Sector	Country	Weight in the fund (%)	ESG rank*
FORD MOTOR CREDIT CO. LLC	Automobile & Parts	USA	4.99	2
ILIAD SA	Telecommunications	France	4.96	4
LOXAM SAS	Industrial Goods & Services	France	4.95	3
RENAULT SA	Automobile & Parts	France	4.95	3
SCHAEFFLER AG	Automobile & Parts	Germany	4.94	5

*: rebased on the rated part of the fund | In accordance with the update to our ESG integration policy published, the internal ESG rating scale now ranks the investment universe from 1 (High Risk) to 5 (Strong Opportunity) in ascending order.

The ESG approach consists in selecting companies with the best environmental, social and governance policies by favouring the best-rated issuers within an investment universe in terms of non-financial criteria (Best in Universe) and/or issuers showing an improvement in their ESG practices over time (Best Effort).

Past performance is not an indication of future results. Performance may vary over time.

ODDO BHF Global Target 2026

30 APRIL 2026

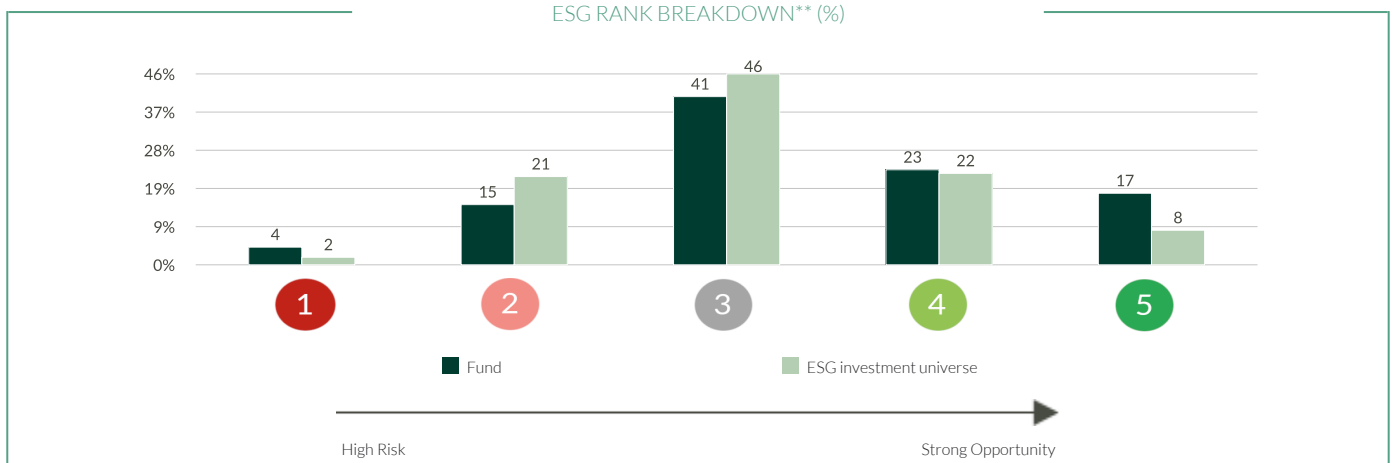
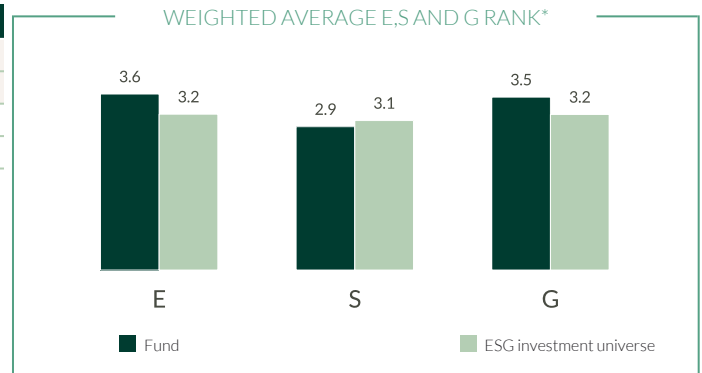
DRw-EUR - Eur | Fixed Income - Target-maturity - Global

SUSTAINABLE REPORT - OVERVIEW

Weighted average ESG rank				
	FUND		ESG investment universe	
	Apr 2026	Apr 2025	Apr 2026	Apr 2025
ESG rank	3.3	3.2	3.1	3.2
ESG coverage**	95.2%	98.4%	76.2%	80.8%

In accordance with the update to our ESG integration policy, the internal ESG rating scale now ranks the investment universe from 1 (High Risk) to 5 (Strong Opportunity) in ascending order.

ESG investment universe : BofAML E HY NF BB Constrained and ICE BOFA Single -B Euro HY



TOP 5 ESG rank				
	Sector	Country	Weight in the fund (%)	ESG rank*
SCHAEFFLER AG	Automobile & Parts	Germany	4.94	5
ISS GLOBAL A/S	Industrial Goods & Services	Denmark	4.81	5
DASSAULT SYSTÈMES SA	Technology	France	2.79	5
CARLSBERG BREWERIES A/S	Food & Beverage	Denmark	2.19	5
TELEFÓNICA EMISIONES SA	Telecommunications	Spain	0.56	5
Subtotal top 5	-	-	15.29	-

SUSTAINABLE REPORT - METHODOLOGY

ODDO BHF AM considers that measuring the environmental, social and governance impact of an investment is an essential step in disseminating good practices in ESG integration. To do this, it is imperative to have reliable, simple quantitative criteria (no reprocessing) and to allow comparison between portfolios regardless of their composition (large vs midcaps, geographical and sectoral diversity). The choice of indicators is therefore crucial for the relevance of impact measurement.

We systematically indicate the availability of the data at the level of the portfolio and its benchmark.

For more information on the ODDO BHF Asset Management ESG methodology, please refer to the [Sustainable investing & ESG document](http://www.am.oddo-bhf.com) available on www.am.oddo-bhf.com

Carbon metrics methodology: We updated our methodology of carbon intensity calculation. Starting January 31st, 2023, when reported carbon values are unavailable or inconsistent, estimated carbon values are used. The estimations are based on average carbon value (scope 1+2 emissions) of sectoral peers as a function of revenues

*ESG rank at the end of the period: In accordance with the update to our ESG integration policy, the internal ESG rating scale now ranks the investment universe from 1 (High Risk) to 5

** : rebased on the rated part of the fund

ODDO BHF Global Target 2026

30 APRIL 2026

DRw-EUR - Eur | Fixed Income - Target-maturity - Global

MONTHLY MANAGEMENT COMMENT

In April 2026, the European High Yield market (HEAG) gained 1.86% with spreads tighter by 65 bp to an ending level of 238 bps. Year-to-date it delivered a positive performance of 0.24%.

Markets rebounded sharply during the month, recovering most of the drawdown recorded in March, despite the ongoing blockade of the Strait of Hormuz. Macroeconomic indicators were mixed. In the US, the Composite PMI remained in expansionary territory, improving to 52.0 from 50.3 in the previous month. In contrast, the European Composite PMI fell back into contraction territory at 48.6, down from 50.7.

Inflation data released in April came in higher than in the prior month, reflecting the impact of the Strait of Hormuz closure. US core CPI reached 2.6%, while European inflation rose to 2.5% (from 1.9% previously). Sovereign bond yields moved modestly higher, with the US 10 year Treasury ending April at 4.37% (+6 bps) and the German 10 year Bund closing at 3.04% (+4 bps).

Corporate earnings confirmed ongoing weaknesses, particularly in the automotive and chemical sectors. Issuer guidance across sectors remained cautious. Primary market activity rebounded, with approximately EUR 18bn of new issues in April. These transactions were well absorbed, highlighting the continued strong investor appetite for the asset class.

Looking ahead to 2026, credit market volatility is expected to be driven by geopolitical risks—particularly in the Middle East—as well as inflation dynamics, economic growth, corporate fundamentals and sovereign risk developments. In this environment, disciplined credit selection remains essential.

RISKS:

The fund is exposed to the following risks: risk of capital loss, interest rate risk, credit risk, risk associated with discretionary management, risk associated with commitments on forward financial instruments, counterparty risk, risks associated with portfolio concentration, liquidity risk of underlying assets, risk associated with high yield bonds, emerging markets risk, risks associated with securities financing transactions and collateral management, Sustainability risk and on an ancillary basis currency risk

SFDR CLASSIFICATION²

The EU Sustainable Finance Disclosure Regulation (SFDR) is a set of EU rules which aim to make the sustainability profile of funds transparent, more comparable and better understood by end investors. Article 6: The management team does not consider sustainability risks or adverse effects of investment decisions on sustainability factors in the investment decision making process. Article 8: The management team addresses sustainability risks by integrating ESG criteria (Environment and/or Social and/or Governance) into its investment decision making process. Article 9: The management team follows a strict sustainable investment objective that significantly contributes to the challenges of the ecological transition, and addresses Sustainability Risks through ratings provided by the Management Company's external ESG data provider.

DISCLAIMER

This document has been drawn up by ODDO BHF AM SAS. Potential investors should consult an investment advisor before subscribing to the fund. The investor is informed that the fund presents a risk of capital loss, but also many risks linked to the financial instruments/strategies in the portfolio. In case of subscription, investors must read the Key Information Document (KID) and the fund's prospectus in order to acquaint themselves with the detailed nature of any risks incurred and all costs. The value of the investment may vary both upwards and downwards and may not be returned in full. The investment must be made in accordance with investors' investment objectives, their investment horizon and their capacity to deal with the risk arising from the transaction. ODDO BHF AM SAS cannot be held responsible for any direct or indirect damages resulting from the use of this document or the information contained in it. This information is provided for indicative purposes and may be modified at any moment without prior notice. Any opinions presented in this document result from our market forecasts on the publication date. They are subject to change according to market conditions and ODDO BHF AM SAS shall not in any case be held contractually liable for them. The net asset values presented in this document are provided for indicative purposes only. Only the net asset value marked on the transaction statement and the securities account statement is authoritative. Subscriptions and redemptions of mutual funds are processed at an unknown asset value.

A summary of investor rights is available free of charge in electronic form in English language on the website at : https://am.oddo-bhf.com/FRANCE/en/non_professional_investor/infos_reglementaire. The fund may have been authorized for distribution in different EU member states. Investors are advised to the fact that the management company may decide to withdraw with the arrangements it has made for the distribution of the units of the fund in accordance with Article 93a of Directive 2009/65/EC and Article 32a of Directive 2011/61/EU.

The Key Information Document (DEU, ESP, FR, GB, ITL, SWD) and the prospectus (FR, GB) are available free of charge from ODDO BHF AM SAS or at am.oddo-bhf.com or at authorized distributors. The annual and interim reports are available free of charge from ODDO BHF AM SAS or on its internet site am.oddo-bhf.com.

The complaints handling policy is available on our website am.oddo-bhf.com in the regulatory information section. Customer complaints can be addressed in the first instance to the following e-mail address: service_client@oddo-bhf.com. The fund is licensed for sale in Switzerland. The Key Information Document, the prospectus, the annual and interim reports for Switzerland can be obtained free of charge from the Swiss Representative and paying agent, RBC INVESTOR SERVICES BANK, succursale de Zürich, Bleicherweg 7, 8027 Zürich, Switzerland.

Although ODDO BHF Asset Management and its information providers, including without limitation, MSCI ESG Research LLC and its affiliates (the "ESG Parties"), obtain information (the "Information") from sources they consider reliable, none of the ESG Parties warrants or guarantees the originality, accuracy and/or completeness, of any data herein and expressly disclaim all express or implied warranties, including those of merchantability and fitness for a particular purpose. The Information may only be used for your internal use, may not be reproduced or re-disseminated in any form and may not be used as a basis for, or a component of, any financial instruments or products or indices. Further, none of the information can in and of itself be used to determine which securities to buy or sell or when to buy or sell them. None of the ESG Parties shall have any liability for any errors or omissions in connection with any data herein, or any liability for any direct, indirect, special, punitive, consequential or any other damages (including lost profits) even if notified of the possibility of such damages. ©2021 MSCI ESG Research LLC. Reproduced by permission.