

ODDO BHF Sustainable Euro Corporate Bond

30 APRIL 2026

DR-EUR - Eur | Fixed Income - Investment Grade - Eurozone

Assets Under Management	461 M€	Morningstar™ Category:	① ② ③ ④ ⑤ ⑥ ⑦
NAV per Unit	95.85€	EUR Corporate Bond	Risk scale (1)
Evolution vs M-1	0.75€	★ ★ Rating at 3/31/26	6 8 9
		Rating at 2/28/26	SFDR Classification ²

Countries in which the fund is authorised for distribution to the public:

FR IT CHE DEU AUT PRT SWE GBR LUX FIN NOR



PORTFOLIO MANAGERS

Bastian Gries, Maik Ohm, Tim Weber

MANAGEMENT COMPANY

ODDO BHF AM SAS

KEY FEATURES

Recommended investment horizon: 3 to 5 Years

Inception date (1st NAV): 8/31/18

Inception date of the fund: 3/13/02

Legal structure	Sub-fund of the ODDO BHF SICAV Lux. Umbrella (UCITS)	
ISIN code	LU1815136756	
Bloomberg code	WESECDR LX	
Dividend policy	Distribution unit	
Minimum (initial) investment	100 EUR	
Management company (by delegation)	ODDO BHF AM GmbH	
Subscriptions/redemptions	12:00pm, D	
Valuation	Daily	
Management fees	annual rate of a maximum of 0.90%, payable quarterly and calculated based on the Subfund's average net assets for the month in question	
Performance fees	N/A	
Subscription fees	5 % (maximum)	
Redemption fees	Nil	
Management fees and other administrative or operating costs	1.01 %	
Risk measurement	3 Years	5 Years
Sharpe ratio	0.39	-0.54
Information ratio	-0.80	-0.57
Tracking Error (%)	0.52	0.64

INVESTMENT STRATEGY

The Fund aims to achieve long-term capital growth. The Fund will invest at least 2/3 of its total assets in debt securities of public or private companies from any sector. There are no geographical constraints. At least 80% of the debt securities are denominated in euros.

Benchmark : IBoxx € Corporates (TR)

Net annual performance (12-months rolling)							
from	04/19	04/20	04/21	04/22	04/23	04/24	04/25
to	04/20	04/21	04/22	04/23	04/24	04/25	04/26
FUND	-1.5%	5.4%	-8.9%	-4.5%	5.1%	5.6%	1.2%
Benchmark	-0.5%	4.8%	-8.3%	-4.5%	5.2%	6.1%	1.9%

Calendar performance (from January 01 to December 31)							
	2019	2020	2021	2022	2023	2024	2025
FUND	6.1%	2.2%	-1.4%	-14.1%	7.8%	4.3%	2.4%
Benchmark	6.3%	2.7%	-1.1%	-14.2%	8.2%	4.6%	3.0%

Cumulative and annualized net returns									
	Annualized performance			Cumulative performance					
	3 years	5 years	Inception	1 month	YTD	1 year	3 years	5 years	Inception
FUND	4.0%	-0.4%	0.5%	0.8%	-0.5%	1.2%	12.3%	-2.2%	4.1%
Benchmark	4.4%	-0.1%	0.9%	0.9%	-0.1%	1.9%	13.7%	-0.4%	7.0%

Past performance is not an indication of future results. Performance may vary over time.

Annualized volatility				
	1 year	3 years	5 years	Inception
FUND	2.4%	3.3%	4.3%	4.4%
Benchmark	2.3%	3.1%	4.3%	4.2%

*The glossary of indicators used is available for download on www.am.oddo-bhf.com in the Information section. | Sources : ODDO BHF AM SAS, Bloomberg, Morningstar® Sustainalytics provides company-level analysis used in the calculation of Morningstar's Sustainability Score.

(1) The summary risk indicator (SRI) is a guide to the level of risk of this product compared to other products. It shows how likely it is that the product will lose money because of movements in the market or because we are not able to pay you. It ranges from 1 (low risk) to 7 (high risk). This indicator is not constant and will change according to the fund's risk profile. The lowest category does not mean risk-free. Historical data, such as that used to calculate the SRI, may not be a reliable indication of the fund's future risk profile. There is no guarantee that the investment objectives in terms of risk will be achieved.

(2) Information on the EU Sustainable Finance Disclosure Regulation (SFDR) can be found in the SFDR classification(2) section of the document.

ODDO BHF Sustainable Euro Corporate Bond

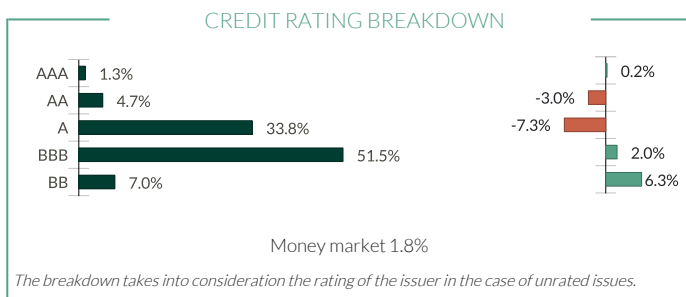
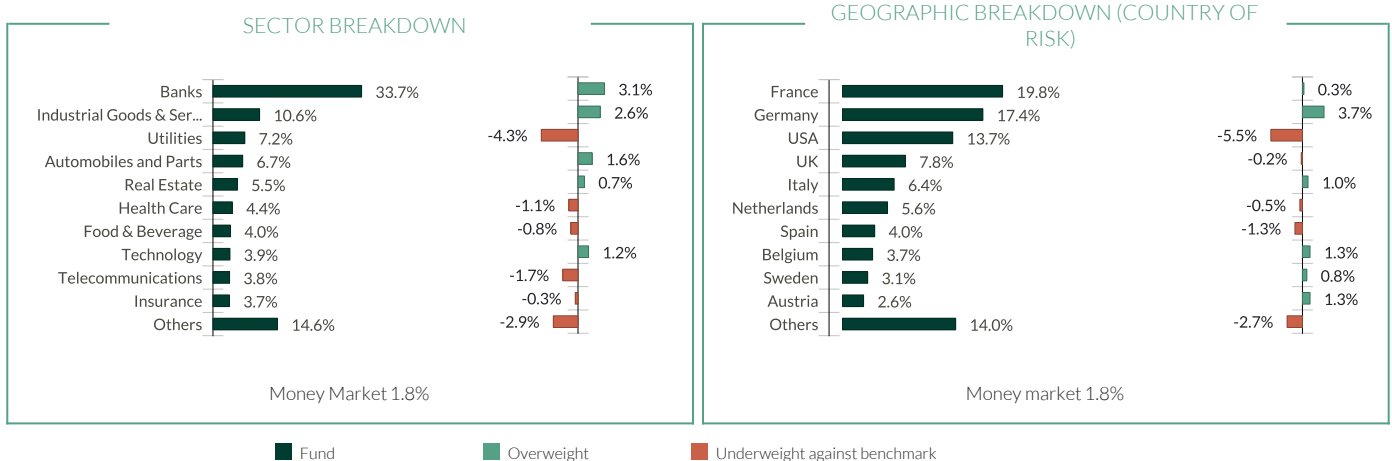
30 APRIL 2026

DR-EUR - Eur | Fixed Income - Investment Grade - Eurozone

Key indicators	
Yield To Maturity (YTM)*	3.89 %
Yield To Worst (YTW)*	3.67 %
Modified duration to maturity	4.79
Modified duration to worst	4.75
Average maturity (year)	5.14

*The glossary of the indicators used is available for download on www.am.oddo-bhf.com in the "INFORMATIONS" section.

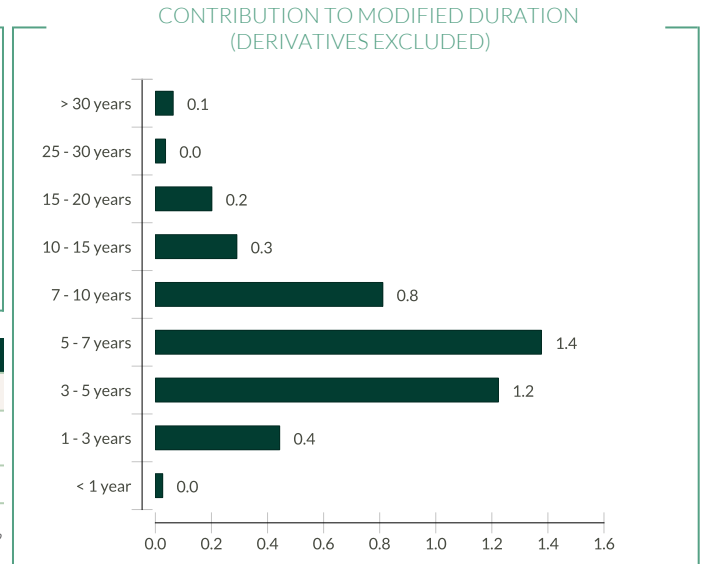
Futures and options are not included in the calculation of the yield. The Yield to Maturity is calculated before currency hedging. The Yield to Worst is calculated after currency hedging.



Weighted carbon intensity (tCO2e / €m turnover)		
	FUND	Benchmark
Weighted carbon intensity	69.0	106.9
Coverage ratio	100.0%	100.0%

Source MSCI. We use scopes 1 (direct emissions) and 2 (indirect emissions related to electricity, heat or steam consumption) to calculate the carbon intensity, expressed in tonnes of CO2 equivalent per million € of revenues. Cash and derivatives are not covered.

Carbon metrics methodology: see details on page 4



Main portfolio issuers				
	Weight in the fund (%)	Country	Sector	MSCI ESG rating
COMMERZBANK AG	3.34	Germany	Banks	AA
Société Générale SA	3.02	France	Banks	AAA
BANQUE FÉDÉRATIVE DU CRÉDIT MU	2.90	France	Banks	AA
UNICREDIT SPA	2.07	Italy	Banks	AA
DEUTSCHE BANK AG	1.95	Germany	Banks	AA

** rebased on the rated part of the fund | rating according to MSCI from CCC (High Risk) to AAA (Strong Opportunity).

©2021 MSCI ESG Research LLC. Reproduced by permission.

ODDO BHF Sustainable Euro Corporate Bond

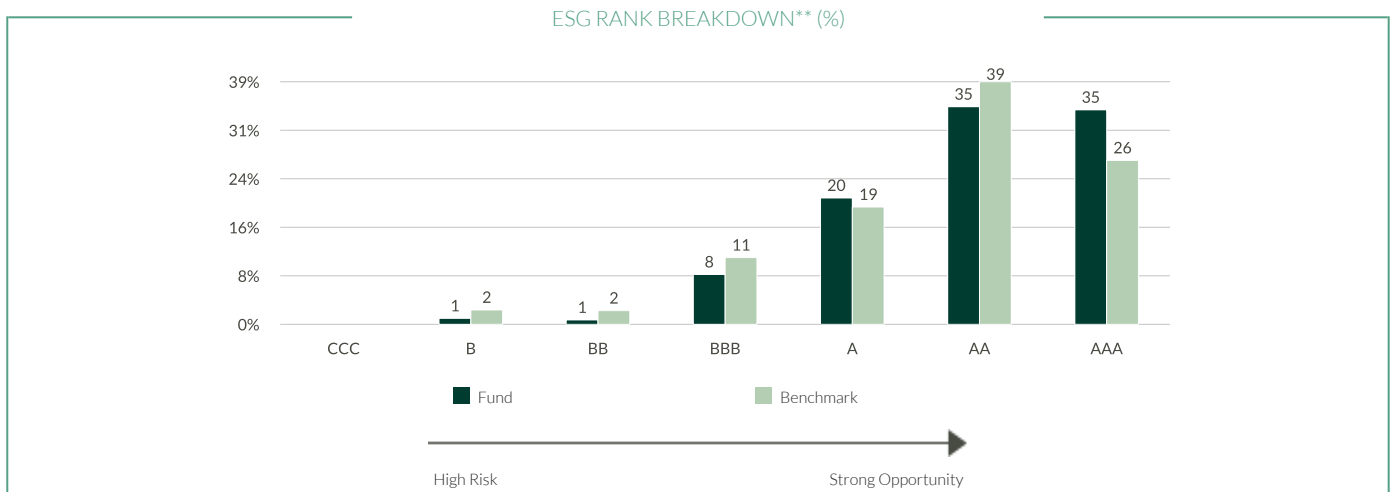
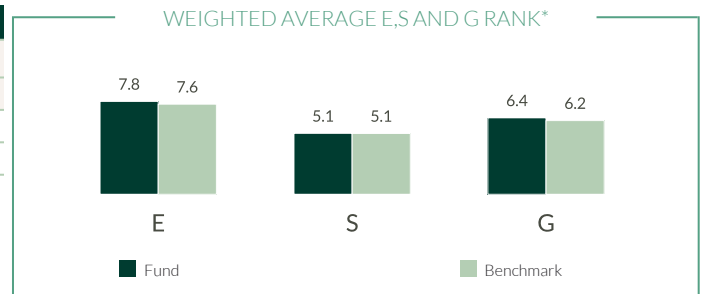
30 APRIL 2026

DR-EUR - Eur | Fixed Income - Investment Grade - Eurozone

SUSTAINABLE REPORT - OVERVIEW

ESG Rating		
	FUND	Benchmark
	Apr 26	Apr 26
MSCI ESG rating	AA	AA
ESG coverage**	94.7%	95.7%

Benchmark : IBoxx € Corporates (TR)



TOP 5 ESG rank				
	Sector	Country	Weight in the fund (%)	MSCI ESG rating
Société Générale SA	Banks	France	3.02	AAA
AXA SA	Insurance	France	1.90	AAA
Credit Agricole SA (London Bra	Banks	France	1.68	AAA
Vonovia SE	Real Estate	Germany	1.55	AAA
Siemens Financieringsmaatschap	Industrial Goods & Services	Germany	1.47	AAA
Subtotal top 5	-	-	9.62	-

*ESG rank at the end of the period.

** rebased on the rated part of the fund | rating according to MSCI from CCC (High Risk) to AAA (Strong Opportunity).

©2021 MSCI ESG Research LLC. Reproduced by permission.

ODDO BHF Sustainable Euro Corporate Bond

30 APRIL 2026

DR-EUR - Eur | *Fixed Income - Investment Grade - Eurozone*

SUSTAINABLE REPORT – METHODOLOGY

ODDO BHF AM considers that measuring the environmental, social and governance impact of an investment is an essential step in disseminating good practices in ESG integration. To do this, it is imperative to have reliable, simple quantitative criteria (no reprocessing) and to allow comparison between portfolios regardless of their composition (large vs midcaps, geographical and sectoral diversity).

The choice of indicators is therefore crucial for the relevance of impact measurement. The data for the environmental indicators come from our external non-financial analysis provider, MSCI. We systematically indicate the availability of the data at the level of the portfolio and its benchmark.

ESG integration at ODDO BHF Asset Management | 3 systematic steps

Exclusions

- Norm-based:** exclusion of companies that do not comply with certain international standards.(chemical weapons , anti-personnel mines, violation of the principles of the Global Compact, etc.)
- Sector-based:** total or partial exclusion of sectors or activities based on ethical considerations (tobacco, gambling, weapon, adult entertainment / pornographie and Coal...)


ESG ratings

- Usage of MSCI data based on a “Best-in-Class” approach
- All titles considered for investments have at least a BB rating

Dialogue and engagement

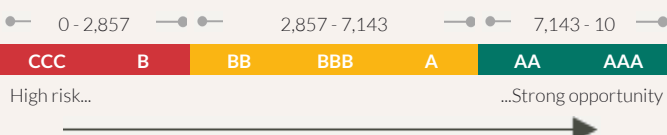
- Regular dialogue with companies on ESG issues
- Individual and joint engagement
- Inclusion of ESG research within ODDO BHF Asset Management’s voting policy
- Escalation procedure if engagement is not conclusive

ESG rating methodology



Environment	Social	Governance
<ul style="list-style-type: none"> Climate Change Natural Resources Pollution & Waste Environmental Opportunities 	<ul style="list-style-type: none"> Human Capital Product Liability Stakeholder Opposition Social Opportunities 	<ul style="list-style-type: none"> Corporate Governance Corporate Behavior

Exposure metrics, management metrics and industry specific weighting
 Final result between 1-10 which is matched to a rating between AAA to CCC



Sources: ODDO BHF AM SAS, MSCI.

Carbon metrics methodology: We updated our methodology of carbon intensity calculation. Starting January 31st, 2023, when reported carbon values are unavailable or inconsistent, estimated carbon values are used. The estimations are based on average carbon value (scope 1+2 emissions) of sectoral peers as a function of revenues

ODDO BHF Sustainable Euro Corporate Bond

30 APRIL 2026

DR-EUR - Eur | Fixed Income - Investment Grade - Eurozone

MONTHLY MANAGEMENT COMMENT

Geopolitics remained front and center for markets in April, but the conflict changed from a phase of direct military confrontation in March towards a diplomatic stalemate, where representatives of Iran and the US are trying to negotiate an agreement to end the war after the two sides agreed on a temporary ceasefire. While the Strait of Hormuz remained functionally closed and no agreement between the two parties has been reached so far, market pressure eased considerably following the announcement of the ceasefire. Credit spreads tightened and risk assets rebounded while oil and rates remained elevated. Macroeconomic data played only a secondary role this month. For the US it can be summarized as solid and even accelerating with strong retail sales and PMI readings. Q1 GDP data printed at an annualized rate of 2% while real-time forecasts of Q2 activity are running at well over 2%. In the Eurozone the picture is reversed. Survey data has been disappointing, both for consumers and businesses and retail sales remained weak in March. The dichotomy between the economies can be explained by the higher energy dependence of Europe vs the US and hence the stronger negative impact from higher oil and gas prices, as well as the missing tailwind from AI capex in Europe which has been and remains a strong driver of US growth. Central Bank meetings did not yield any big surprises as policy rates have been left unchanged amid the high uncertainty about the duration of the conflict and the trade-off between higher inflation and weaker growth. If there is no swift resolution of the conflict however, hikes in the Eurozone and the UK are likely. Meanwhile, the earnings season has started on a solid tone. There were no major negative surprises as a result of the conflict. Some companies, such as US chemicals even highlighted an improvement in results as a consequence of higher prices for chemical products. In this environment, both Corporate Investment Grade Bond spreads tightened by 15bps and High Yield spreads outperformed, tightening by around 68bps. German 10yr Bund yields ended the month slightly higher at 3.03% while US 10yr treasury yields were up at 4.37%.

The fund management team has kept the risk position unchanged. Security selection effects were positive on the back of positive selection effects in Banks and Insurance while allocation effects were broadly neutral.

RISKS:

The fund is exposed to the following risks :risk of capital loss, interest rate risk, credit risk, risk associated with discretionary management, risk associated with commitments on forward financial instruments, counterparty risk, liquidity risk of underlying assets, risk associated with high yield bonds, emerging markets risk, Sustainability risk and on an ancillary basis currency risk, risk associated with convertible bonds, risk associated with currency conversion

SFDR CLASSIFICATION²

The EU Sustainable Finance Disclosure Regulation (SFDR) is a set of EU rules which aim to make the sustainability profile of funds transparent, more comparable and better understood by end investors. Article 6: The management team does not consider sustainability risks or adverse effects of investment decisions on sustainability factors in the investment decision making process. Article 8: The management team addresses sustainability risks by integrating ESG criteria (Environment and/or Social and/or Governance) into its investment decision making process. Article 9: The management team follows a strict sustainable investment objective that significantly contributes to the challenges of the ecological transition, and addresses Sustainability Risks through ratings provided by the Management Company's external ESG data provider.

DISCLAIMER

This document has been drawn up by ODDO BHF AM SAS. Potential investors should consult an investment advisor before subscribing to the fund. The investor is informed that the fund presents a risk of capital loss, but also many risks linked to the financial instruments/strategies in the portfolio. In case of subscription, investors must read the Key Information Document (KID) and the fund's prospectus in order to acquaint themselves with the detailed nature of any risks incurred and all costs. The value of the investment may vary both upwards and downwards and may not be returned in full. The investment must be made in accordance with investors' investment objectives, their investment horizon and their capacity to deal with the risk arising from the transaction. ODDO BHF AM SAS cannot be held responsible for any direct or indirect damages resulting from the use of this document or the information contained in it. This information is provided for indicative purposes and may be modified at any moment without prior notice. Any opinions presented in this document result from our market forecasts on the publication date. They are subject to change according to market conditions and ODDO BHF AM SAS shall not in any case be held contractually liable for them. The net asset values presented in this document are provided for indicative purposes only. Only the net asset value marked on the transaction statement and the securities account statement is authoritative. Subscriptions and redemptions of mutual funds are processed at an unknown asset value.

A summary of investor rights is available free of charge in electronic form in English language on the website at : https://am.oddo-bhf.com/FRANCE/en/non_professional_investor/infos_reglementaire. The fund may have been authorized for distribution in different EU member states. Investors are advised to the fact that the management company may decide to withdraw with the arrangements it has made for the distribution of the units of the fund in accordance with Article 93a of Directive 2009/65/EC and Article 32a of Directive 2011/61/EU.

The Key Information Document (DEU, FR, GB, ITL, NOR, POR, SWD) and the prospectus (DEU, FR, GB) are available free of charge from ODDO BHF AM SAS or at am.oddo-bhf.com or at authorized distributors. The annual and interim reports are available free of charge from ODDO BHF AM SAS or on its internet site am.oddo-bhf.com.

The complaints handling policy is available on our website am.oddo-bhf.com in the regulatory information section. Customer complaints can be addressed in the first instance to the following e-mail address: service_client@oddo-bhf.com. The fund is licensed for sale in Switzerland. The Key Information Document, the prospectus, the annual and interim reports for Switzerland can be obtained free of charge from the Swiss Representative and paying agent, BNP Paribas Securities Services, succursale de Zurich, Selnaustrasse 16, 8002 Zurich, Switzerland.

Although ODDO BHF Asset Management and its information providers, including without limitation, MSCI ESG Research LLC and its affiliates (the "ESG Parties"), obtain information (the "Information") from sources they consider reliable, none of the ESG Parties warrants or guarantees the originality, accuracy and/or completeness, of any data herein and expressly disclaim all express or implied warranties, including those of merchantability and fitness for a particular purpose. The Information may only be used for your internal use, may not be reproduced or re-disseminated in any form and may not be used as a basis for, or a component of, any financial instruments or products or indices. Further, none of the information can in and of itself be used to determine which securities to buy or sell or when to buy or sell them. None of the ESG Parties shall have any liability for any errors or omissions in connection with any data herein, or any liability for any direct, indirect, special, punitive, consequential or any other damages (including lost profits) even if notified of the possibility of such damages. ©2021 MSCI ESG Research LLC. Reproduced by permission.