

October 31, 2019

ODDO BHF Euro High Yield Bond



CN-EUR - Eur | FIXED INCOME - HIGH YIELD - TRADITIONAL

Assets Under Management 622 M€
 NAV per Unit 103.44€
 Evolution vs M-1 -0.14€

Morningstar category : EUR High Yield Bond

① ② ③ ④ ⑤ ⑥ ⑦
 Risk/return scale (1)

Countries in which the fund is authorised for distribution to the public:

FR IT CHE DEU AUT PRT ESP BEL SWE GBR LUX CL FIN NOR SGP

Accredited investor only:

Portfolio Managers

Alexis RENAULT, Frauke WOLKEWITZ

Key features

Benchmark: 100% BofAML E HY NF FI&FL Rate HY Constrained

Recommended investment horizon: 5 Years

Inception date of the fund: 6/30/00

Initial date of performance: 5/16/18

Legal structure	Sub-fund of the ODDO BHF Luxembourg Umbrella (UCITS)
ISIN code	LU1486847152
Bloomberg code	ODBEHCN LX
Currency	Euro
Dividend policy	Accumulation units
Minimum (initial) investment	100 EUR
Subscription fees	5 % (maximum)
Redemption fees	Nil
Management fees	annual rate of a maximum of 1.00%, payable quarterly and calculated based on the Sub-fund's average net assets for the month in question.
Performance fees	N/A
Ongoing charges	0.82%
Management company	ODDO BHF AM SAS
Management company (by delegation)	ODDO BHF AM GmbH
Custodian	Caceis Bank Luxembourg (Luxembourg)
Administration and Accounting	Caceis Bank Lux
Subscriptions/ redemptions	4:00pm, D
NAV calculation frequency	Daily

Technical and risk indicators*

	1 year	3 years
Tracking Error	0.89%	
Sharpe ratio	1.15	
Information ratio	-1.49	

	Fund
Yield to Maturity	3.56%
Yield to worst	2.77%
Modified duration to maturity	3.84
Modified duration to worst	2.49
Spread (bp)	325
Macaulay duration	2.55
Average maturity (year)	2.40

Technical and risk indicators are shown in portfolio currency (in Euro)

Futures and options are not included in the calculation of the yield. The YTM is calculated before currency hedging. The YTW is calculated after currency hedging.

The Yield to Maturity (YTM) is the estimation at a certain date of the expected rate of return of a bond portfolio if the securities are held to maturity. It does by no means constitute a promised return. It can, therefore, be affected by interest rate risks, default risks, reinvestment risks and the fact that bonds may not be held until maturity.

The Yield to worst (YTW) is the estimation at a certain date of the worst expected rate of return of a bond portfolio of which some of the securities would not be held until maturity but redeemed at the discretion of the issuer (call). It does by no means constitute a promised return. It can, therefore, be affected by interest rate risks, default risks, reinvestment risks and the fact that bonds may not be held until maturity.

*Definitions of the financial indicators used are available for download on the website www.am.oddo-bhf.com under the heading "Regulatory information".

Sources : ODDO BHF AM SAS, Bloomberg, Morningstar®

Investment strategy

The Sub-fund seeks high returns and capital growth. The Sub-fund invests in a portfolio, of which at least two-thirds are euro-denominated listed bonds issued by public or private companies, with no regional restriction, concentrating on lower quality issues (rated lower than investment grade).

Annual performance (rolling 12 months)

from	to	10/31/18	10/31/19
Fund			3.7%
Benchmark			5.1%

Past performance is not an indication of future results. Performance may vary over time.

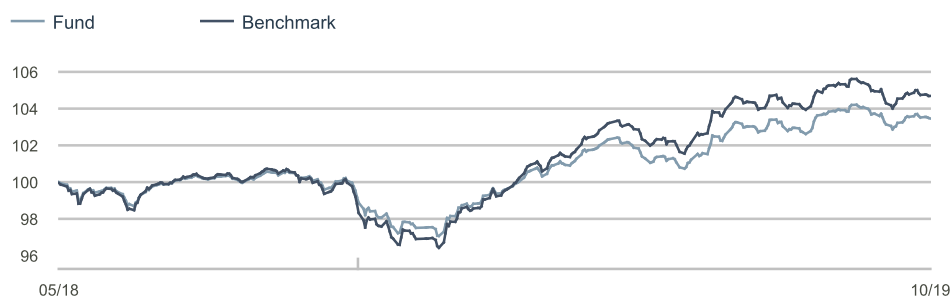
Calendar performance (from January 01 to December 31)

	2014	2015	2016	2017	2018
Fund	-	-	-	-	-
Benchmark	-	-	-	-	-

Performance Analysis

	Annualized performance			Cumulative performance					
	3 years	5 years	Inception	1 month	YTD	1 year	3 years	5 years	Inception
Fund				-0.14%	6.07%	-			-
Benchmark				-0.22%	7.98%	-			-

Change in performance since inception (base 100)



Annualized volatility

	1 year	3 years	5 years
Fund	3.25%		
Benchmark	3.96%		

(1) Risk/return scale in a range from 1 (lowest risk) to 7 (highest risk). This indicator is not constant and is updated if the risk/reward profile of the fund changes over time. The lowest category does not mean a risk-free investment. Historical data, such as is used to calculate the risk/return ratio, may not be a reliable indication of the future risk profile of the Fund. There is no guarantee that the management objectives in terms of risk and return will actually be met.

ODDO BHF Euro High Yield Bond



CN-EUR - Eur | FIXED INCOME - HIGH YIELD - TRADITIONAL

Breakdown by sub-A rating and by country

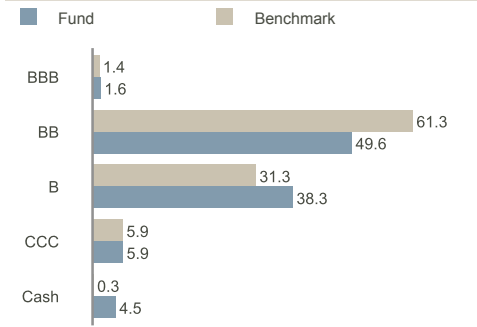
Country	Rating				
	BBB	BB	B	CCC	NR
USA	1.2%	10.3%	2.5%	0.5%	-
France	-	4.6%	6.8%	0.5%	-
Spain	-	7.8%	3.3%	-	-
Netherlands	-	3.4%	6.2%	-	-
Italy	-	5.1%	3.9%	-	-
Germany	0.2%	4.1%	2.3%	1%	-
Luxembourg	-	1.2%	3.1%	2.8%	-
United Kingdom	-	3%	1.5%	-	-
Other	0.3%	10%	8.6%	0.9%	-

The breakdown takes into consideration the rating of the issuer or the guarantor in the case of unrated issues.

Portfolio manager comment

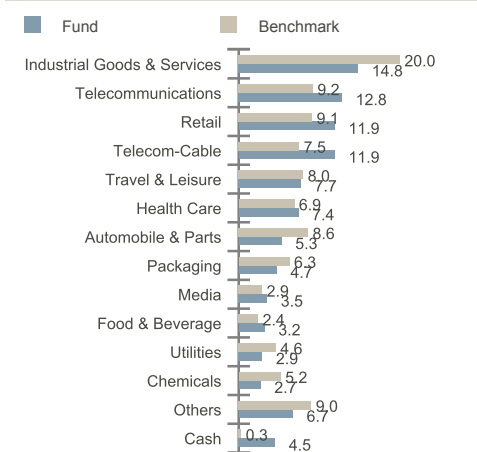
In October 2019, the European High Yield market (HEAE) weakened and showed a negative performance of 0.22% with spreads 19bps wider ending at 392. During the month, investors continued to take profit and de-risked their portfolios mainly due to concerns about future economic growth, witnessed by weakening European macroeconomic indicators and profit warnings by companies. In this context, cyclical sectors performed poorly during the month. The technical market support turned out to be ok: inflow in the asset class persisted and numerous new issues were priced. The ODDO BHF Euro High Yield Bond Fund remains defensively positioned via its duration underweight and lower OAS versus the benchmark. The fund holds risk-adjusted underweight positions in cyclical sectors such as Auto, Chemicals, and Travel&Leisure (mostly transportation names). The fund remains underweight in BB, overweight in single-B rated bonds and neutral in CCC rated bonds. Looking ahead, the European High Yield market is expected to show higher volatility on the back of weakening economic data, softer company results, political events like Italy, and trade negotiations. Credit selection remains essential and is becoming more important in the current environment of higher idiosyncratic risk to achieve an outperformance.

Breakdown by rating

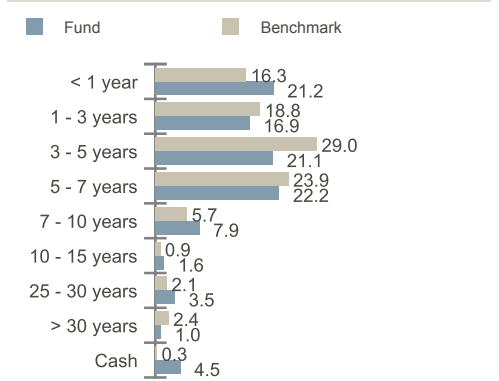


We take the second best rating of all our data sources.

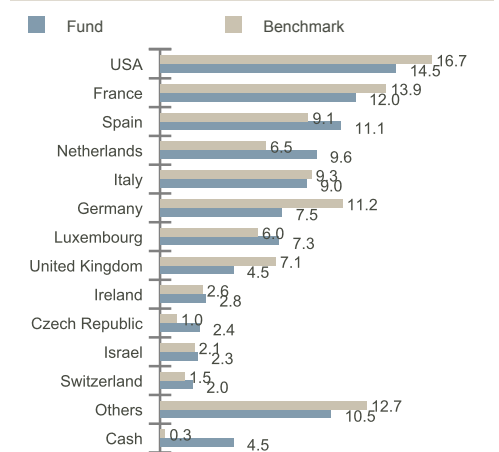
Sector breakdown (%)



Breakdown by final maturity (%)



Geographic breakdown (%)



Main portfolio issuers

Issuer	Weight*	Weight**	Sector	Country
TELEFONICA EUROPE BV	3.97%	3.01%	Telecommunications	Spain
TELECOM ITALIA SPA	3.10%	3.02%	Telecommunications	Italy
LHMC FINCO SARL	2.53%	0.68%	Travel & Leisure	Spain
TEVA PHARM FNC NL II	2.32%	2.06%	Health Care	Israel
CASINO GUICHARD PERRACHO	2.20%	1.60%	Retail	France
ORANO SA	1.82%	1.37%	Industrial Goods & Services	France
UNITED GROUP BV	1.73%	0.76%	Telecom-Cable	Netherlands
ALTICE LUXEMBOURG SA	1.72%	0.98%	Telecom-Cable	Luxembourg
THYSSENKRUPP AG	1.62%	2.54%	Industrial Goods & Services	Germany
LKQ ITALIA BONDSCO SPA	1.61%	0.67%	Automobile & Parts	USA

Number of holdings: 220 (Fund), ** Benchmark

Main portfolio derivatives

Product	Type	Exposure (%)
---------	------	--------------

RISKS: The fund is exposed to the following risks : risk of capital loss, interest rate risk, credit risk, risk associated with discretionary management, risk associated with commitments on forward financial instruments, counterparty risk, liquidity risk of underlying assets, risk associated with high yield bonds, emerging markets risk and on an ancillary basis currency risk, risk associated with convertible bonds, risk associated with currency conversion

DISCLAIMER : This document has been drawn up by ODDO BHF ASSET MANAGEMENT SAS for market communication. Its communication to any investor is the responsibility of each promoter, distributor or advisor. Potential investors are invited to consult an investment advisor before subscribing to the fund regulated by the Commission de Surveillance du Secteur Financier (CSSF) Luxembourg. The investor is informed that the fund presents a risk of capital loss, but also many risks linked to the financial instruments/strategies in the portfolio. In case of subscription, investors must consult the Key Investor Information Document (KIID) and the fund's prospectus in order to acquaint themselves with the detailed nature of any risks incurred. The value of the investment may vary both upwards and downwards and may not be returned in full. The investment must be made in accordance with investors' investment objectives, their investment horizon and their capacity to deal with the risk arising from the transaction. ODDO BHF ASSET MANAGEMENT SAS cannot be held responsible for any direct or indirect damages resulting from the use of this document or the information contained in it. This information is provided for indicative purposes and may be modified at any moment without prior notice. Investors are reminded that past performance is not a reliable indication of future returns and is not constant over time. Performances are presented net of fees except the potential subscription fee charged by the distributor and the local taxes. Any opinions presented in this document result from our market forecasts on the publication date. They are subject to change according to market conditions and ODDO BHF ASSET MANAGEMENT SAS shall not in any case be held contractually liable for them. The net asset values presented in this document are provided for indicative purposes only. Only the net asset value marked on the transaction statement and the securities account statement is authoritative. Subscriptions and redemptions of mutual funds are processed at an unknown asset value. The Key Investor Information Document (DEU, ESP, FR, GB, ITL, NOR, POR, SWD) and the prospectus (DEU, FR, GB) are available free of charge from ODDO BHF ASSET MANAGEMENT SAS or at am.oddo-bhf.com or at authorized distributors. The annual and interim reports are available free of charge from ODDO BHF ASSET MANAGEMENT SAS or on its internet site am.oddo-bhf.com. The fund is licensed for sale in Switzerland. The Key Investor Information Document, the prospectus, the annual and interim reports for Switzerland can be obtained free of charge from the Swiss Representative and paying agent, BNP Paribas Securities Services, Paris, succursale de Zurich, Selnaustrasse 16, 8002 Zurich, Switzerland. For Singapore: the Funds information is contained in the Singapore information memorandum which can be obtained from a fund distributor or directly with ODDO BHF AM SAS. Potential investors should read the fund's prospectus and the Singapore information memorandum before deciding whether to subscribe for or purchase shares in any of the funds.

ODDO BHF Asset Management SAS

Portfolio management company incorporated as a société par actions simplifiée (simplified joint -stock company), with capital of €9,500,000. Approved by the AMF under number GP 99011. Trade Register (RCS) 340 902 857 Paris. 12 boulevard de la Madeleine – 75440 Paris Cedex 09 France – Phone: 33 (0)1 44 51 85 00

www.am.oddo-bhf.com