

ODDO BHF Artificial Intelligence

29 MAY 2026

Clw-USD - Usd | Thematic Equity - Artificial Intelligence - Global

Assets Under Management	1,221 M\$	Morningstar™ Category:	① ② ③ ④ ⑤ ⑥ ⑦
NAV per Unit	2,982.24\$	Sector Equity Technology	Risk scale (1)
Evolution vs M-1	350.46\$	★ ★ ★ Rating at 4/30/26	6 8 9
		Rating at 3/31/26	SFDR Classification ²

Countries in which the fund is authorised for distribution to the public:

FR IT CHE DEU AUT PRT ESP BEL SWE LUX FIN NOR

Accredited investor only:

SGP

PORTFOLIO MANAGERS

Brice Prunas, Maxence Radjabi

MANAGEMENT COMPANY

ODDO BHF AM SAS

KEY FEATURES

Recommended investment horizon: 5 Years

Inception date (1st NAV): 12/19/18

Inception date of the fund: 12/19/18

Legal structure	Sub-fund of the ODDO BHF SICAV Lux. Umbrella (UCITS)
ISIN code	LU1833933325
Bloomberg code	ODAICIWLX
Dividend policy	Accumulation unit
Minimum (initial) investment	250000 USD
Management company (by delegation)	
Subscriptions/redemptions	12:00pm, D
Valuation	Daily
Management fees	Annual rate of a maximum of 0.95%, payable quarterly and calculated based on the Sub-fund's average net assets for the month in question.
Performance fees	N/A
Subscription fees	2% (maximum)
Redemption fees	Nil
Management fees and other administrative or operating costs	1.029%
Annualized volatility	
	1 year 3 years 5 years
FUND	17.9% 20.6% 22.8%
Benchmark	11.5% 13.6% 15.2%

INVESTMENT STRATEGY

ODDO BHF Artificial Intelligence is a global thematic equity fund using Artificial Intelligence on top of fundamental analysis with the objective to detect the most alpha-generating sub-themes and innovative companies linked to the theme of Artificial Intelligence. The sustainable investment objective of the fund is to contribute to carbon-reduction and to seize opportunities arising from the transition to a low-carbon economy. After the definition of the investment universe utilizing artificial intelligence, an ESG and carbon analysis reduces this universe according to the sustainable investment objective of the fund. The fund is actively managed by the management team.

Benchmark : 100% MSCI World (NR) USD

Net annual performance (12-months rolling)							
from	05/19	05/20	05/21	05/22	05/23	05/24	05/25
to	05/20	05/21	05/22	05/23	05/24	05/25	05/26
FUND	19.9%	35.4%	-21.7%	13.4%	24.3%	13.1%	37.5%
Benchmark	6.8%	40.6%	-4.8%	2.1%	24.9%	13.7%	27.5%

Calendar performance (from January 01 to December 31)							
	2019	2020	2021	2022	2023	2024	2025
FUND	30.2%	24.2%	10.6%	-31.8%	47.5%	18.0%	19.6%
Benchmark	27.7%	15.9%	21.8%	-18.1%	23.8%	18.7%	21.1%

Cumulative and annualized net returns									
	Annualized performance			Cumulative performance					
	3 years	5 years	Inception	1 M	YTD	1 year	3 years	5 years	Inception
FUND	24.6%	11.4%	15.8%	13.3%	17.0%	37.5%	93.3%	71.7%	198.2%
Benchmark	21.9%	12.0%	15.3%	4.6%	10.5%	27.5%	81.1%	76.0%	188.8%

Past performance is not an indication of future results. Performance may vary over time.

Risk measurement				
	1 Year	3 Years	5 Years	Since Inception
Sharpe ratio	1.88	0.96	0.35	0.57
Information ratio	0.80	0.28	-0.03	0.04
Tracking Error (%)	10.93	11.20	12.27	11.29
Beta	1.26	1.31	1.30	1.13
Correlation coefficient (%)	80.93	86.47	86.63	87.45
Jensen's Alpha (%)	2.39	-2.03	-2.90	-1.18

*The glossary of indicators used is available for download on www.am.oddo-bhf.com in the Information section. | Sources : ODDO BHF AM SAS, Bloomberg, Morningstar® Sustainability provides company-level analysis used in the calculation of Morningstar's Sustainability Score.

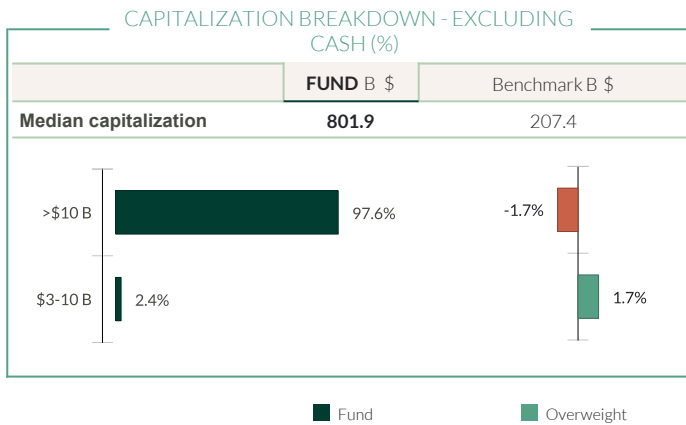
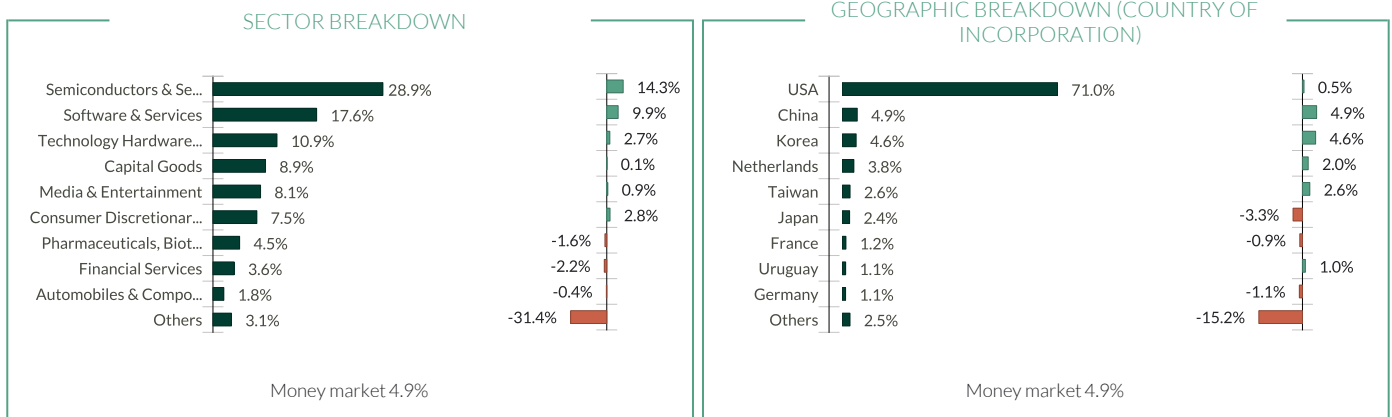
(1) The summary risk indicator (SRI) is a guide to the level of risk of this product compared to other products. It shows how likely it is that the product will lose money because of movements in the market or because we are not able to pay you. It ranges from 1 (low risk) to 7 (high risk). This indicator is not constant and will change according to the fund's risk profile. The lowest category does not mean risk-free. Historical data, such as that used to calculate the SRI, may not be a reliable indication of the fund's future risk profile. There is no guarantee that the investment objectives in terms of risk will be achieved.

(2) Information on the EU Sustainable Finance Disclosure Regulation (SFDR) can be found in the SFDR classification(2) section of the document.

ODDO BHF Artificial Intelligence

29 MAY 2026

Clw-USD - Usd | Thematic Equity - Artificial Intelligence - Global



Main portfolio holdings					
	Weight in the fund (%)	Weight in the benchmark (%)	Country	Sector	MSCI ESG rating
Nvidia Corp	5.42	5.43	USA	Semiconductors & Semiconductor Equipmen	AA
Alphabet Inc-CI A	5.25	2.47	USA	Media & Entertainment	BBB
Amazon.Com Inc	5.23	2.92	USA	Consumer Discretionary Distribution & Reta	BBB
Advanced Micro Devices	5.19	0.94	USA	Semiconductors & Semiconductor Equipmen	AA
Microsoft Corp	4.70	3.54	USA	Software & Services	AA
Apple Inc	3.79	5.10	USA	Technology Hardware & Equipment	BBB
Broadcom Inc	2.72	2.24	USA	Semiconductors & Semiconductor Equipmen	AA
Servicenow Inc	2.65	0.14	USA	Software & Services	AAA
Sk Hynix Inc	2.63		Korea	Semiconductors & Semiconductor Equipmen	AA
Taiwan Semiconductor Manufac	2.56		Taiwan	Semiconductors & Semiconductor Equipmen	AA
Number of holdings	60				

** rebased on the rated part of the fund | rating according to MSCI from CCC (High Risk) to AAA (Strong Opportunity).

©2021 MSCI ESG Research LLC. Reproduced by permission.

ODDO BHF Artificial Intelligence

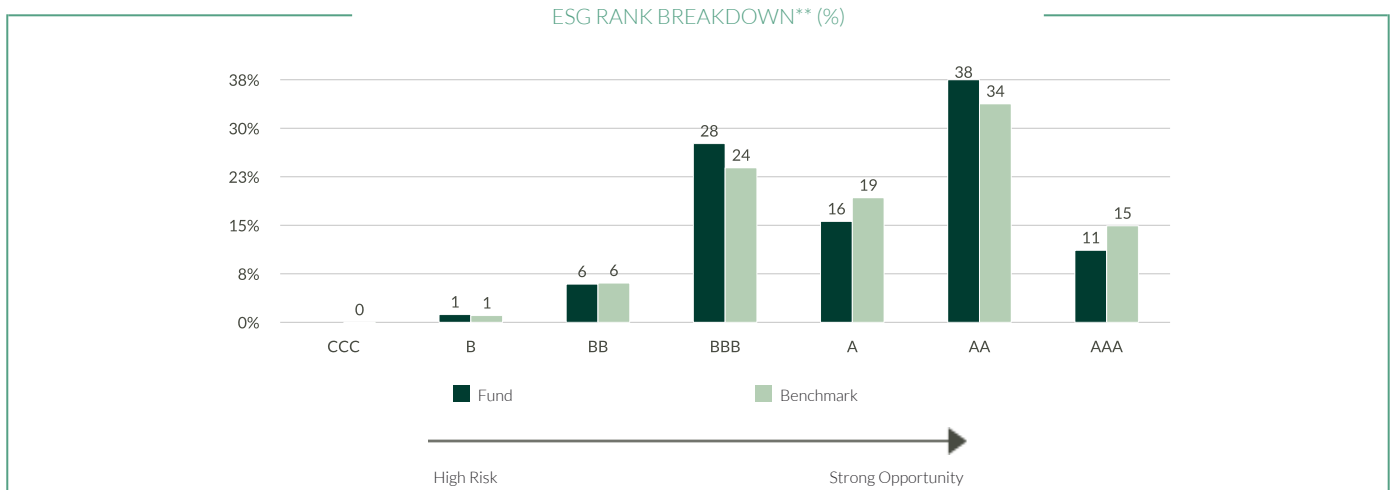
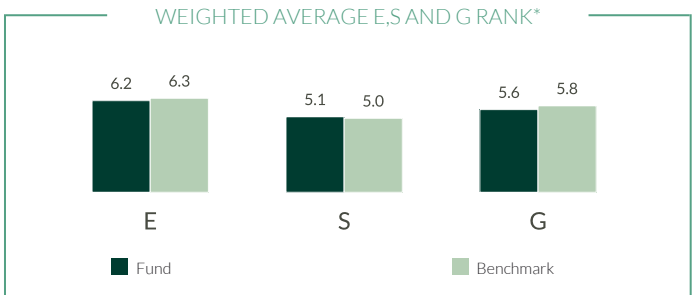
29 MAY 2026

Clw-USD - Usd | Thematic Equity - Artificial Intelligence - Global

SUSTAINABLE REPORT - OVERVIEW

ESG Rating		
	FUND	Benchmark
	May 26	May 26
MSCI ESG rating	A	A
ESG coverage**	99.4%	99.9%

Benchmark : 100% MSCI World (NR) USD



TOP 5 ESG rank				
	Sector	Country	Weight in the fund (%)	MSCI ESG rating
Servicenow Inc	Software & Services	USA	2.65	AAA
Asml Holding Nv	Semiconductors & Semiconductor I	Netherlands	2.02	AAA
Cadence Design Sys Inc	Software & Services	USA	1.81	AAA
Applied Materials Inc	Semiconductors & Semiconductor I	USA	1.26	AAA
Sap Se	Software & Services	Germany	1.07	AAA
Subtotal top 5	-	-	8.82	-

Worst 5 contributors to the portfolio carbon intensity scope 1,2,3			
	Sector	Weighted carbon intensity scope 1,2,3	Weight in the fund (%)
Ge Vernova Llc	Capital Goods	72.03	0.28%
Contemporary Amperex Techn-A	Capital Goods	44.37	1.63%
Advanced Micro Devices	Semiconductors & Semiconductor Equipment	42.31	5.19%
Hitachi Ltd	Capital Goods	31.84	0.88%
Schneider Electric Se	Capital Goods	20.95	1.18%

*ESG rank at the end of the period.

** rebased on the rated part of the fund | rating according to MSCI from CCC (High Risk) to AAA (Strong Opportunity).

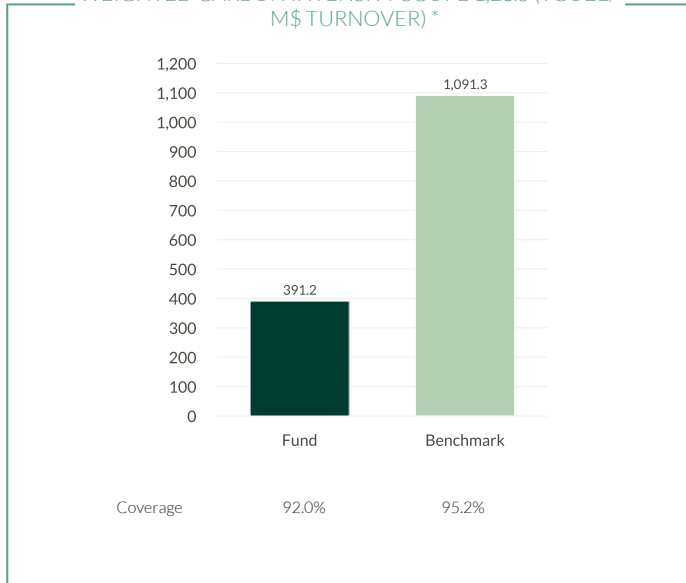
©2021 MSCI ESG Research LLC. Reproduced by permission.

ODDO BHF Artificial Intelligence

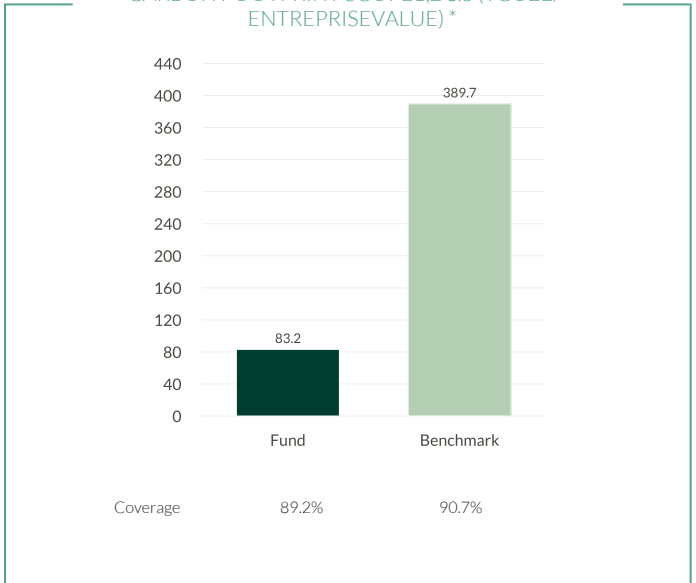
29 MAY 2026

Clw-USD - Usd | Thematic Equity - Artificial Intelligence - Global

WEIGHTED CARBON INTENSITY SCOPE 1,2&3 (TCO2E/ M\$ TURNOVER) *



CARBON FOOTPRINT SCOPE 1,2 &3 (TCO2E/ ENTREPRISEVALUE) *



Weighted carbon intensity (tCO2e / \$m turnover)		
	FUND	Benchmark
Carbon Intensity	31.1	97.4
Coverage	100.0%	100.0%

CARBON FOOTPRINT 1,2 (tCO2e/Entreprise Value)		
	FUND	Benchmark
Carbon Footprint	5.0	28.3
Coverage	100.0%	99.9%

SCIENCE BASED TARGET STATUS**		
	FUND	Benchmark
Approved - 1.5°C	46.6%	52.5%
Approved - 2°C		0.5%
Approved - Well-below 2°C	5.5%	3.5%
Committed	5.6%	4.2%
No evidence	42.4%	39.4%

TEMPERATURE (°C)		
	FUND	Benchmark
Temperature	2.7 °	2.8 °
Coverage	100.0%	99.8%

MSCI Source

** Based on Science Based Target Initiative (SBTI) data

©2021 MSCI ESG Research LLC. Reproduced by permission.

ODDO BHF Artificial Intelligence

29 MAY 2026

Clw-USD - Usd | Thematic Equity - Artificial Intelligence - Global

SUSTAINABLE REPORT – METHODOLOGY

ODDO BHF AM considers that measuring the environmental, social and governance impact of an investment is an essential step in disseminating good practices in ESG integration. To do this, it is imperative to have reliable, simple quantitative criteria (no reprocessing) and to allow comparison between portfolios regardless of their composition (large vs midcaps, geographical and sectoral diversity).

The choice of indicators is therefore crucial for the relevance of impact measurement. The data for the environmental indicators come from our external non-financial analysis provider, MSCI. We systematically indicate the availability of the data at the level of the portfolio and its benchmark.

ESG integration at ODDO BHF Asset Management | 3 systematic steps

Exclusions

- Norm-based:** exclusion of companies that do not comply with certain international standards.(chemical weapons , anti-personnel mines, violation of the principles of the Global Compact, etc.)
- Sector-based:** total or partial exclusion of sectors or activities based on ethical considerations (tobacco, gambling, weapon, adult entertainment / pornographie and Coal...)


ESG ratings

- Usage of MSCI data based on a “Best-in-Class” approach
- All titles considered for investments have at least a BB rating

Dialogue and engagement

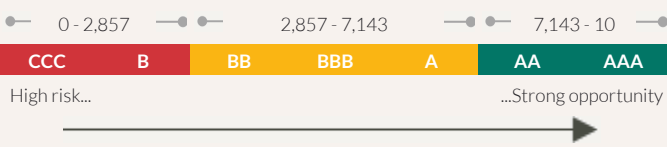
- Regular dialogue with companies on ESG issues
- Individual and joint engagement
- Inclusion of ESG research within ODDO BHF Asset Management’s voting policy
- Escalation procedure if engagement is not conclusive

ESG rating methodology



Environment	Social	Governance
<ul style="list-style-type: none"> Climate Change Natural Resources Pollution & Waste Environmental Opportunities 	<ul style="list-style-type: none"> Human Capital Product Liability Stakeholder Opposition Social Opportunities 	<ul style="list-style-type: none"> Corporate Governance Corporate Behavior

Exposure metrics, management metrics and industry specific weighting
 Final result between 1-10 which is matched to a rating between AAA to CCC



0 - 2,857 2,857 - 7,143 7,143 - 10

CCC **B** **BB** **BBB** **A** **AA** **AAA**

High risk... ...Strong opportunity

Sources: ODDO BHF AM SAS, MSCI.

Carbon metrics methodology: We updated our methodology of carbon intensity calculation. Starting January 31st, 2023, when reported carbon values are unavailable or inconsistent, estimated carbon values are used. The estimations are based on average carbon value (scope 1+2 emissions) of sectoral peers as a function of revenues

ODDO BHF Artificial Intelligence

29 MAY 2026

Clw-USD - Usd | Thematic Equity - Artificial Intelligence - Global

MONTHLY MANAGEMENT COMMENT

While April 2026 was the best month in the strategy's history in terms of absolute performance, May 2026 was the second-best month in the fund's history (over its 89-month existence) in terms of both relative and absolute performance. All fund units rose sharply; while this was due in part to the sharp rise in our benchmark (the MSCI World Developed Countries), it could above all be attributed to the outperformance of our strategy compared with that benchmark this month.

Our best contributors to performance over the month were: 1) SK Hynix, the world's leading producer of HBM (AI memory), which continues to post volume growth alongside price rises at a time when this type of memory is becoming the ultimate bottleneck in the construction of AI infrastructure; 2) AMD, a stock in which we increased our weighting in recent weeks, against the backdrop of a shift in narrative regarding the importance of the server CPU chip (the company's core business) within the AI stack.

The main drags on performance over the month were: 1) Arista Networks, whose quarterly results and guidance fell short of expectations due to supply chain pressures. 2) Mercado Libre, a stock in which we recently reduced our weighting as the market was unable to accept the South American company's pace of investment.

RISKS:

The fund is exposed to the following risks :risk of capital loss, equity risk, interest rate risk, credit risk, risk associated with discretionary management, currency risk, risk associated with commitments on forward financial instruments, counterparty risk, liquidity risk of underlying assets, risk associated with holding small and medium capitalisations, emerging markets risk, volatility risk, modelling risk, Stock Connect, Bond Connect, Investing in China, Sustainability risk

SFDR CLASSIFICATION²

The EU Sustainable Finance Disclosure Regulation (SFDR) is a set of EU rules which aim to make the sustainability profile of funds transparent, more comparable and better understood by end investors. Article 6: The management team does not consider sustainability risks or adverse effects of investment decisions on sustainability factors in the investment decision making process. Article 8: The management team addresses sustainability risks by integrating ESG criteria (Environment and/or Social and/or Governance) into its investment decision making process. Article 9: The management team follows a strict sustainable investment objective that significantly contributes to the challenges of the ecological transition, and addresses Sustainability Risks through ratings provided by the Management Company's external ESG data provider.

DISCLAIMER

This document has been drawn up by ODDO BHF AM SAS. Potential investors should consult an investment advisor before subscribing to the fund. The investor is informed that the fund presents a risk of capital loss, but also many risks linked to the financial instruments/strategies in the portfolio. In case of subscription, investors must read the Key Information Document (KID) and the fund's prospectus in order to acquaint themselves with the detailed nature of any risks incurred and all costs. The value of the investment may vary both upwards and downwards and may not be returned in full. The investment must be made in accordance with investors' investment objectives, their investment horizon and their capacity to deal with the risk arising from the transaction. ODDO BHF AM SAS cannot be held responsible for any direct or indirect damages resulting from the use of this document or the information contained in it. This information is provided for indicative purposes and may be modified at any moment without prior notice. Any opinions presented in this document result from our market forecasts on the publication date. They are subject to change according to market conditions and ODDO BHF AM SAS shall not in any case be held contractually liable for them. The net asset values presented in this document are provided for indicative purposes only. Only the net asset value marked on the transaction statement and the securities account statement is authoritative. Subscriptions and redemptions of mutual funds are processed at an unknown asset value.

A summary of investor rights is available free of charge in electronic form in English language on the website at : https://am.oddo-bhf.com/FRANCE/en/non_professional_investor/infos_reglementaire. The fund may have been authorized for distribution in different EU member states. Investors are advised to the fact that the management company may decide to withdraw with the arrangements it has made for the distribution of the units of the fund in accordance with Article 93a of Directive 2009/65/EC and Article 32a of Directive 2011/61/EU.

The Key Information Document (DEU, ESP, FR, GB, ITL, NOR, POR, SWD) and the prospectus (DEU, FR, GB) are available free of charge from ODDO BHF AM SAS or at am.oddo-bhf.com or at authorized distributors. The annual and interim reports are available free of charge from ODDO BHF AM SAS or on its internet site am.oddo-bhf.com. The complaints handling policy is available on our website am.oddo-bhf.com in the regulatory information section. Customer complaints can be addressed in the first instance to the following e-mail address: service_client@oddo-bhf.com or directly to the Consumer Mediation Service: <http://mediationconsommateur.be>. The fund is licensed for sale in Switzerland. The Key Information Document, the prospectus, the annual and interim reports for Switzerland can be obtained free of charge from the Swiss Representative and paying agent, BNP Paribas Securities Services, succursale de Zurich, Selnaustrasse 16, 8002 Zurich, Switzerland. For Singapore: the Funds information is contained in the Singapore information memorandum which can be obtained from a fund distributor or directly with ODDO BHF AM SAS. Potential investors should read the fund's prospectus and the Singapore information memorandum before deciding whether to subscribe for or purchase shares in any of the funds.

Although ODDO BHF Asset Management and its information providers, including without limitation, MSCI ESG Research LLC and its affiliates (the "ESG Parties"), obtain information (the "Information") from sources they consider reliable, none of the ESG Parties warrants or guarantees the originality, accuracy and/or completeness, of any data herein and expressly disclaim all express or implied warranties, including those of merchantability and fitness for a particular purpose. The Information may only be used for your internal use, may not be reproduced or re-disseminated in any form and may not be used as a basis for, or a component of, any financial instruments or products or indices. Further, none of the information can in and of itself be used to determine which securities to buy or sell or when to buy or sell them. None of the ESG Parties shall have any liability for any errors or omissions in connection with any data herein, or any liability for any direct, indirect, special, punitive, consequential or any other damages (including lost profits) even if notified of the possibility of such damages. ©2021 MSCI ESG Research LLC. Reproduced by permission.