

October 31, 2019

# ODDO BHF Haut Rendement 2025


**CN-EUR - Eur | FIXED INCOME - TOTAL RETURN - TARGET MATURITY**

Assets Under Management 988 M€

NAV per Unit 101.59€

Evolution vs M-1 -1.38€

Morningstar category : Fixed Term Bond



Risk/return scale (1)

**Countries in which the fund is authorised for distribution to the public:**

The fund is closed for subscriptions since 30/09/2019

**Portfolio Managers**

Olivier BECKER, Victoire DUBRUJEAUD

**Key features**

Recommended investment horizon: 8 Years

Inception date of the fund: 1/12/18

Initial date of performance: 1/12/18

Legal structure	French FCP
ISIN code	FR0013300746
Bloomberg code	OBH25CN FP
Currency	Euro
Dividend policy	Accumulation units
Minimum (initial) investment	1 thousandth of a unit
Subscription fees	4 % (maximum)
Redemption fees	Nil
Management fees	Up to 0.70% of the net assets, inclusive of tax
Performance fees	10%, inclusive of tax, of the fund's outperformance, provided that the annual performance exceeds 3.75%
Ongoing charges	0.69%
Management company	ODDO BHF AM SAS
Advisory company	ODDO BHF AM GmbH
Custodian	ODDO BHF SCA, France (Paris)
Administration and Accounting	EFA
Subscriptions/ redemptions	11:15am D
NAV calculation frequency	Daily
Transaction fees	Transaction fees are listed in the prospectus and may be applied in addition to the fees shown above.

**Technical indicators\***

	Fund
% invested	98.2%
Yield to Maturity (cash excluded)**	4.50
Yield to worst**	3.92
Average maturity (year)	5.09
Modified duration	2.83
OAS Spread (bp)	391

**Investment strategy**

The Fund's investment strategy is to manage, on a discretionary basis, a diversified portfolio of debt securities composed, up to a limit of 100%, of traditional, high yield bonds rated between BB+ and CCC+ (by Standard & Poor's or equivalent, or using the Management Company's internal rating), of which at least 60% are issued by corporate issuers with their registered office in Europe and with maturities of a maximum of six months and one day after 31 December 2025 (final maturity of the product or early redemption options at the Fund's discretion). In any event, the Fund may not invest more than 10% of the net assets in securities rated CCC+.

**Annual performance (rolling 12 months)**

from	to	Fund
	10/31/18	
	10/31/19	3.0%

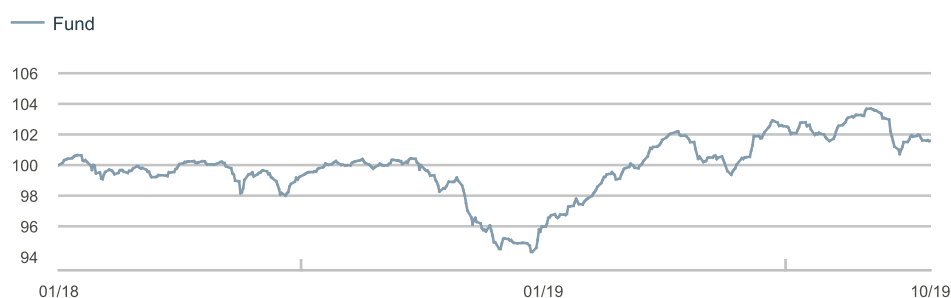
Past performance is not an indication of future results. Performance may vary over time.

**Calendar performance (from January 01 to December 31)**

	2014	2015	2016	2017	2018
Fund	-	-	-	-	-

**Performance Analysis**

	Annualized performance			Cumulative performance					
	3 years	5 years	Inception	1 month	YTD	1 year	3 years	5 years	Inception
Fund			0.88%	-1.34%	7.06%	-			-

**Change in performance since inception (base 100)**

**Annualized volatility**

	1 year	3 years	5 years
Fund	5.09%		

Futures and options are not included in the calculation of the yield. The Yield to Maturity is calculated before currency hedging. The Yield to Worst is calculated after currency hedging.

The Yield to Maturity (YTM) is the estimation at a certain date of the expected rate of return of a bond portfolio if the securities are held to maturity. It does by no means constitute a promised return. It can, therefore, be affected by interest rate risks, default risks, reinvestment risks and the fact that bonds may not be held until maturity.

The Yield to worst (YTW) is the estimation at a certain date of the worst expected rate of return of a bond portfolio of which some of the securities would not be held until maturity but redeemed at the discretion of the issuer (call). It does by no means constitute a promised return. It can, therefore, be affected by interest rate risks, default risks, reinvestment risks and the fact that bonds may not be held until maturity.

\*Definitions of the financial indicators used are available for download on the website [www.am.oddo-bhf.com](http://www.am.oddo-bhf.com) under the heading "Regulatory information".

Sources : ODDO BHF AM SAS, Bloomberg, Morningstar®

(1) Risk/return scale in a range from 1 (lowest risk) to 7 (highest risk). This indicator is not constant and is updated if the risk/reward profile of the fund changes over time. The lowest category does not mean a risk-free investment. Historical data, such as is used to calculate the risk/return ratio, may not be a reliable indication of the future risk profile of the Fund. There is no guarantee that the management objectives in terms of risk and return will actually be met.

# ODDO BHF Haut Rendement 2025

CN-EUR - Eur | FIXED INCOME - TOTAL RETURN - TARGET MATURITY

### Contribution to modified duration by rating

	Rating			Total
	BB	B	Others	
<b>Bond</b>	1.51	1.10	0.22	2.84
<b>Interest rate future</b>				
<b>Modified duration (after hedging)</b>	<b>1.51</b>	<b>1.10</b>	<b>0.22</b>	<b>2.84</b>

### Portfolio manager comment

In mid-October, after months of trade tensions, Donald Trump announced that the US and China had reached a partial trade deal, postponing the planned increase in tariffs on USD 250 billion of Chinese imports. However, this "mini deal" is still only provisional. In Europe, the United Kingdom was granted an additional three-month extension to get the withdrawal agreement through parliament and called general elections for 12 December. Initial GDP growth figures for Q3 indicate stable (albeit moderate) growth in the US, France, Italy and the Euro Zone. Economic data in the Euro Zone continued to worsen, though, with the manufacturing PMI figures in October signalling the sector's second-largest contraction for seven years. In terms of monetary policy, the Fed lowered its rates by 25 bps in October, whereas the ECB maintained the status quo at Mario Draghi's last meeting at the institution's helm.

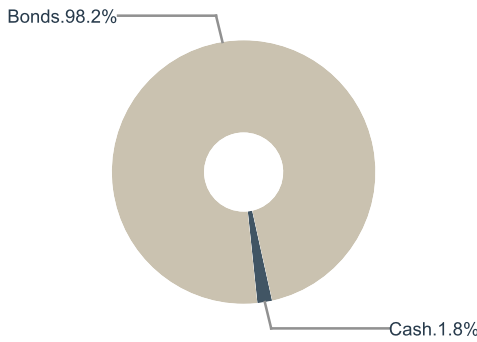
Bolstered by hopes of an end to the trade war and despite a somewhat lacklustre Q3 reporting season, bond yields spiked (+17 bps to 1.8% for the US 10-year yield, +22 bps to -0.35% for the German 10-year yield) as investors turned away from safe haven assets. On the credit market, the iTraxx Xover index widened by 7 bps to 239 bps over the month, whereas the iTraxx Main narrowed by 3 bps to 114 bps.

In a context of rallying equity markets (+0.9% for the STOXX 600), the high yield market bucked the trend by contracting (-0.25%) as a result of substantial underperformance by the services (-1.7%), retail (-1.7%) and consumer goods (-1.0%) sectors. Conversely, health care rallied strongly (+2.3%). Lastly, within the high yield segment, we should note the differing performances of issuers rated BB (+0.15%) and those rated B (-0.72%).

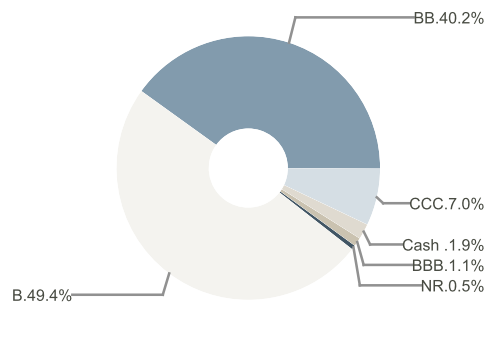
The primary market remained buoyant in October, so we took part in new issues by WIND Hellas, EG Group, OCI and Nexi. We also continued to reduce the portfolio's idiosyncratic risk by reducing our exposure to Codere, Rekeep and Jaguar. We sold all of our positions in Nordex and Aston Martin.

The worldwide slowdown in industrial activity is now affecting the results published by a number of companies and leading to reduced visibility in terms of future performance. In the context of a macroeconomic slowdown and persistently high levels of idiosyncratic risk, we remain cautious and selective in our investments.

### Breakdown by asset class

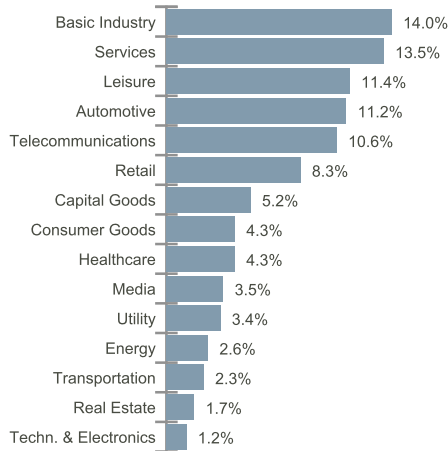


### Breakdown by rating

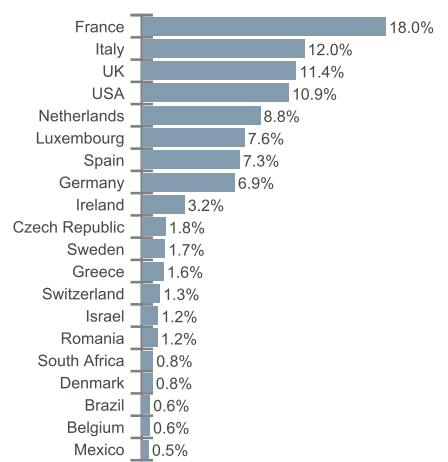


The breakdown takes into consideration the rating of the issuer or the guarantor in the case of unrated issues.

### Sector breakdown



### Geographic breakdown



### Main portfolio issuers

Issuer	Weight	Sector	Country
TELECOM ITALIA SPA	2.11%	Telecommunications	Italy
PPF ARENA 1 BV	1.84%	Telecommunications	Netherlands
INTERNATIONAL GAME TECH	1.83%	Leisure	USA
LHMC FINCO SARL	1.62%	Leisure	Spain
WILLIAM HILL PLC	1.60%	Leisure	UK
LOXAM SAS	1.58%	Services	France
UNITED GROUP BV	1.54%	Media	Netherlands
SPIE SA	1.53%	Services	France
EUROPCAR MOBILITY GROUP	1.47%	Services	France
REXEL SA	1.46%	Basic Industry	France
Number of holdings		142	

**RISKS:** The fund is exposed to the following risks : risk of capital loss, interest rate risk, credit risk, risk associated with discretionary management, risk associated with commitments on forward financial instruments, counterparty risk, risks associated with portfolio concentration, liquidity risk of underlying assets, risk associated with high yield bonds, emerging markets risk, risks associated with securities financing transactions and collateral management and on an ancillary basis currency risk

**DISCLAIMER :** This document has been drawn up by ODDO BHF ASSET MANAGEMENT SAS for market communication. Its communication to any investor is the responsibility of each promoter, distributor or advisor. Potential investors are invited to consult an investment advisor before subscribing to the fund regulated by the Autorité des Marchés Financiers (AMF) . The investor is informed that the fund presents a risk of capital loss, but also many risks linked to the financial instruments/strategies in the portfolio. In case of subscription, investors must consult the Key Investor Information Document (KIID) and the fund's prospectus in order to acquaint themselves with the detailed nature of any risks incurred. The value of the investment may vary both upwards and downwards and may not be returned in full. The investment must be made in accordance with investors' investment objectives, their investment horizon and their capacity to deal with the risk arising from the transaction. ODDO BHF ASSET MANAGEMENT SAS cannot be held responsible for any direct or indirect damages resulting from the use of this document or the information contained in it. This information is provided for indicative purposes and may be modified at any moment without prior notice. Investors are reminded that past performance is not a reliable indication of future returns and is not constant over time. Performances are presented net of fees except the potential subscription fee charged by the distributor and the local taxes. Any opinions presented in this document result from our market forecasts on the publication date. They are subject to change according to market conditions and ODDO BHF ASSET MANAGEMENT SAS shall not in any case be held contractually liable for them. The net asset values presented in this document are provided for indicative purposes only. Only the net asset value marked on the transaction statement and the securities account statement is authoritative. Subscriptions and redemptions of mutual funds are processed at an unknown asset value. The Key Investor Information Document (DEU, ESP, FR, GB, IRL, NOR, POR, SWD) and the prospectus (FR, GB) are available free of charge from ODDO BHF ASSET MANAGEMENT SAS or at am.oddo-bhf.com or at authorized distributors. The annual and interim reports are available free of charge from ODDO BHF ASSET MANAGEMENT SAS or on its internet site am.oddo-bhf.com . The fund is licensed for sale in Switzerland. The Key Investor Information Document, the prospectus, the annual and interim reports for Switzerland can be obtained free of charge from the Swiss Representative and paying agent, RBC INVESTOR SERVICES BANK, succursale de Zürich, Bleicherweg 7, 8027 Zürich.