

ODDO BHF Green Planet

31 MARCH 2026

CI-EUR - Eur | Thematic Equity - Ecology - Global

Assets Under Management	67 M\$	Morningstar™ Category:	① ② ③ ④ ⑤ ⑥ ⑦
NAV per Unit	1,368.83€	Sector Equity Ecology	Risk scale (1)
Evolution vs M-1	-49.23€	★ ★ ★ Rating at 3/31/26	6 8 9
		Rating at 2/28/26	SFDR Classification ²

Countries in which the fund is authorised for distribution to the public:

FR IT CHE DEU NLD AUT PRT ESP BEL SWE LUX FIN NOR

Accredited investor only:

SGP

PORTFOLIO MANAGERS

Diane Neuville, Marie-Lidwine Tardif

MANAGEMENT COMPANY

ODDO BHF AM SAS

KEY FEATURES

Recommended investment horizon: 5 Years

Inception date (1st NAV): 10/26/20

Inception date of the fund: 10/26/20

Legal structure	Sub-fund of the ODDO BHF SICAV Lux. Umbrella (UCITS)
ISIN code	LU2189930287
Bloomberg code	ODGPCIE LX
Dividend policy	Accumulation unit
Minimum (initial) investment	250000 EUR
Management company (by delegation)	-
Subscriptions/redemptions	12:00pm, D
Valuation	Daily
Management fees	Annual rate of a maximum of 0.80%, payable quarterly and calculated based on the Sub-fund's average net assets for the month in question.
Performance fees	Maximum 20% of the Sub-Fund's outperformance of the benchmark index (see prospectus for details)
Subscription fees	2% (maximum)
Redemption fees	Nil
Management fees and other administrative or operating costs	0.897%

INVESTMENT STRATEGY

ODDO BHF Green Planet is a global equity fund that uses artificial intelligence to invest in listed equities with exposure to the theme of ecological transition, through a selection of associated sub-themes such as clean energy, energy efficiency, sustainable mobility and the preservation of natural resources. A big-data algorithm is first used to construct an universe of eligible investments composed of companies whose business model contributes significantly to the sub-themes identified above. A quantitative model is then applied to this limited investment universe to identify between 30 and 60 companies with the most attractive financial and risk characteristics. The management team may adjust the weightings at its own discretion and the portfolio is monitored on an ongoing basis. The fund seeks to be permanently invested in equities with the aim of generating long-term capital growth while integrating a non-financial analysis.

Benchmark : MSCI All Countries World Index (Net Return, in EUR)

Net annual performance (12-months rolling)									
	from	03/21	03/22	03/23	03/24	03/25			
	to	03/22	03/23	03/24	03/25	03/26			
FUND		-0.6%	-2.1%	10.5%	-4.8%	12.9%			
Benchmark		13.7%	-2.6%	28.0%	6.7%	12.4%			
Calendar performance (from January 01 to December 31)									
	2021	2022	2023	2024	2025				
FUND	19.7%	-16.5%	7.8%	13.0%	-1.5%				
Benchmark	27.3%	-13.2%	24.6%	26.6%	7.9%				
Cumulative and annualized net returns									
	Annualized performance			Cumulative performance					
	3 years	5 years	Inception	1 month	YTD	1 year	3 years	5 years	Inception
FUND	5.9%	2.9%	6.0%	-3.5%	4.6%	12.9%	18.8%	15.5%	36.9%
Benchmark	15.4%	11.2%	13.8%	-5.0%	-1.6%	12.4%	53.6%	70.0%	102.1%
Past performance is not an indication of future results. Performance may vary over time.									
Annualized volatility					1 year	3 years	5 years	Inception	
FUND					14.5%	14.0%	14.3%	15.3%	
Benchmark					14.8%	13.2%	13.2%	13.4%	

Benchmark since 15/04/2024: MSCI All Countries World Index (Net Return, USD). Previous benchmark: MSCI ACWI Climate Change NR USD Index and before 01/01/2023: MSCI All Countries World Index (Net Return, USD)

*The glossary of indicators used is available for download on www.am.oddo-bhf.com in the Information section. | Sources: ODDO BHF AM SAS, Bloomberg, Morningstar® Sustainalytics provides company-level analysis used in the calculation of Morningstar's Sustainability Score.

(1) The summary risk indicator (SRI) is a guide to the level of risk of this product compared to other products. It shows how likely it is that the product will lose money because of movements in the market or because we are not able to pay you. It ranges from 1 (low risk) to 7 (high risk). This indicator is not constant and will change according to the fund's risk profile. The lowest category does not mean risk-free. Historical data, such as that used to calculate the SRI, may not be a reliable indication of the fund's future risk profile. There is no guarantee that the investment objectives in terms of risk will be achieved.

(2) Information on the EU Sustainable Finance Disclosure Regulation (SFDR) can be found in the SFDR classification(2) section of the document.

ODDO BHF Green Planet

31 MARCH 2026

CI-EUR - Eur | Thematic Equity - Ecology - Global

MONTHLY MANAGEMENT COMMENT

The portfolio's outperformance in March 2026 was driven by effective stock selection across all major sectors, benefiting in particular from the strong performance of renewable energy and battery technology firms.

The top contributors were:

Nextpower (+14.7%), a US group specialising in solar trackers, which rallied on the signing of a supply agreement with Jinko Solar and on positive analyst reports, after profit-taking the previous month.

CATL (+17.35%), a battery manufacturer specialising in lithium ion batteries for electric vehicles and energy storage systems, which published its results with better-than-expected sales for 2025.


The main drags on performance were:

Schneider Electric (-17.08%), a global specialist in energy management and industrial automation solutions, hit by profit taking and negative market sentiment linked to tensions in the Middle East, despite positive comments from analysts and new strategic partnerships.

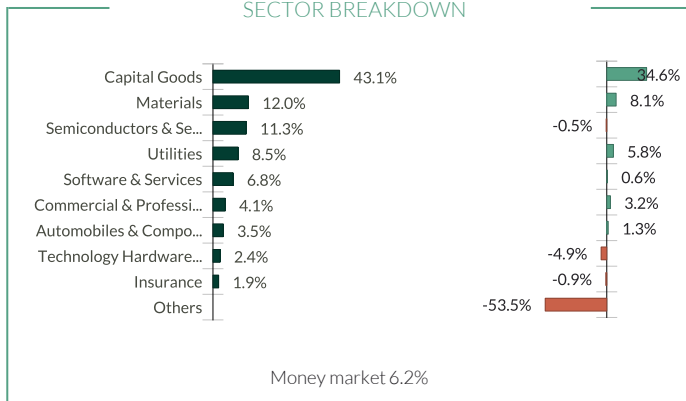
Saint-Gobain (-18.61%), a global manufacturer of building materials, which announced lower-than-expected sales for the fourth quarter of 2025.

Risk measurement	3 Years	5 Years
Sharpe ratio	0.27	0.09
Information ratio	-1.27	-1.00
Tracking Error (%)	7.13	7.86
Beta	0.92	0.91
Correlation coefficient (%)	86.47	84.03
Jensen's Alpha (%)	-8.03	-7.08

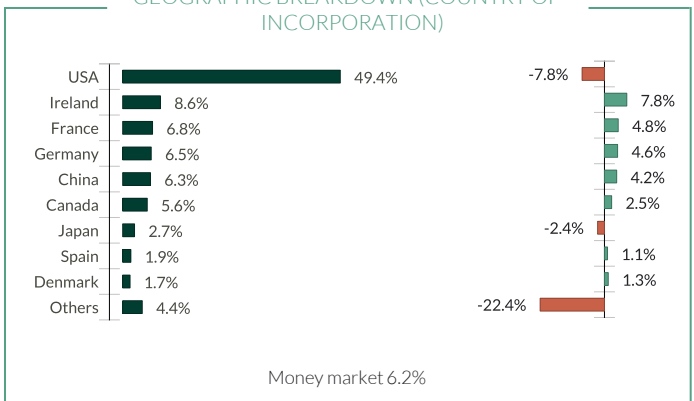
CAPITALIZATION BREAKDOWN - EXCLUDING CASH (%)



SECTOR BREAKDOWN



GEOGRAPHIC BREAKDOWN (COUNTRY OF INCORPORATION)



■ Fund ■ Overweight ■ Underweight against benchmark

ODDO BHF Green Planet

31 MARCH 2026

CI-EUR - Eur | *Thematic Equity - Ecology - Global*

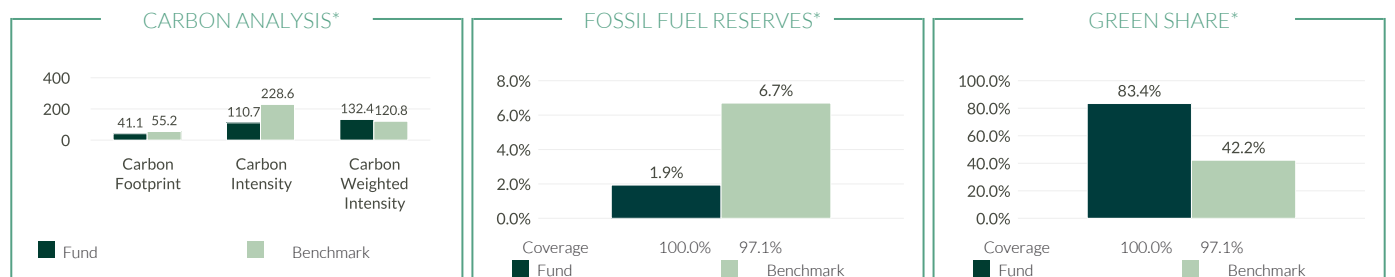
Main portfolio holdings					
	Weight in the fund (%)	Weight in the benchmark (%)	Country	Sector	MSCI ESG rating
Hydro One Ltd	3.31	0.01	Canada	Utilities	A
Eaton Corp Plc	3.22	0.15	Ireland	Capital Goods	A
Quanta Services Inc	3.02	0.09	USA	Capital Goods	A
Nvidia Corp	2.94	4.50	USA	Semiconductors & Semiconductor Equipmen	AA
Microsoft Corp	2.84	2.78	USA	Software & Services	AA
Schneider Electric Se	2.76	0.15	France	Capital Goods	AA
Trane Technologies Plc	2.70	0.10	Ireland	Capital Goods	AAA
Hitachi Ltd	2.69	0.15	Japan	Capital Goods	AAA
Linde Plc	2.66	0.25	Ireland	Materials	AA
Caterpillar Inc	2.51	0.35	USA	Capital Goods	AA
Number of holdings		57			

SUSTAINABLE REPORT - OVERVIEW

ESG Rating		
	FUND	Benchmark
	Mar 26	Mar 26
MSCI ESG rating	AA	A
ESG coverage	100.0%	97.5%

Benchmark : MSCI All Countries World Index (Net Return, USD)

TOP 5 ESG rank					
	Sector	Country	Weight in the fund (%)	MSCI ESG rating	
Trane Technologies Plc	Capital Goods	Ireland	2.70	AAA	
Hitachi Ltd	Capital Goods	Japan	2.69	AAA	
Ecolab Inc	Materials	USA	2.32	AAA	
Xylem Inc	Capital Goods	USA	2.09	AAA	
Muenchener Rueckver Ag-Reg	Insurance	Germany	1.93	AAA	
Subtotal top 5	-	-	11.74	-	



*Carbon analysis defined in the glossary page 5
Sources: ODDO BHF AM SAS, MSCI.

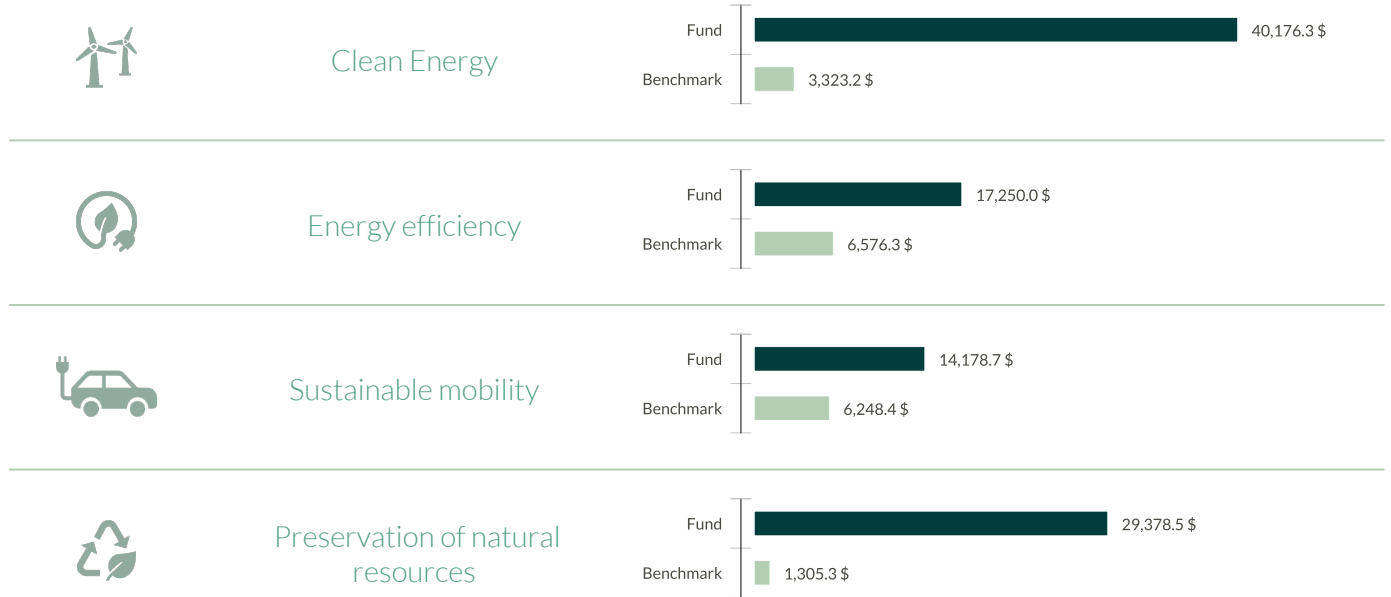
ODDO BHF Green Planet

31 MARCH 2026

CI-EUR - Eur | Thematic Equity - Ecology - Global

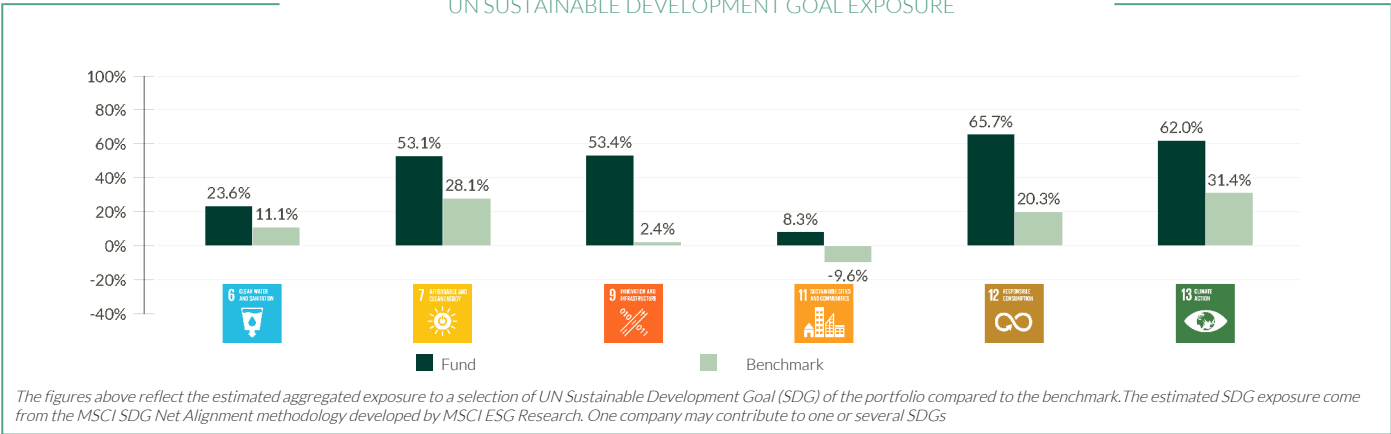
PORTFOLIO'S SUSTAINABLE IMPACT ANALYSIS VS. BENCHMARK

Revenues generated by a \$1mm investment in the portfolio compared to the same investment in the benchmark:



The figures above reflect the estimated annual revenue generated by companies from products and services providing sustainable impact solutions in relation with the 4 subthemes. A portfolio or index's estimated annual revenue derived from sustainable impact products and services is the sum of each company's sustainable impact solutions revenue represented by the investor's ownership stake.

UN SUSTAINABLE DEVELOPMENT GOAL EXPOSURE



ODDO BHF Green Planet

31 MARCH 2026

CI-EUR - Eur | *Thematic Equity - Ecology - Global*

SUSTAINABLE REPORT – METHODOLOGY

ODDO BHF AM considers that measuring the environmental, social and governance impact of an investment is an essential step in disseminating good practices in ESG integration. To do this, it is imperative to have reliable, simple quantitative criteria (no reprocessing) and to allow comparison between portfolios regardless of their composition (large vs midcaps, geographical and sectoral diversity).

The choice of indicators is therefore crucial for the relevance of impact measurement. The data for the environmental indicators come from our external non-financial analysis provider, MSCI. We systematically indicate the availability of the data at the level of the portfolio and its benchmark.

ESG integration at ODDO BHF Asset Management | 3 systematic steps

Exclusions

- Norm-based:** exclusion of companies that do not comply with certain international standards.(chemical weapons , anti-personnel mines, violation of the principles of the Global Compact, etc.)
- Sector-based:** total or partial exclusion of sectors or activities based on ethical considerations (tobacco, gambling, weapon, adult entertainment / pornographie and Coal...)


ESG ratings

- Usage of MSCI data based on a "Best-in-Class" approach
- All titles considered for investments have at least a BB rating

Dialogue and engagement

- Regular dialogue with issuer in the investment universe
- Individual or collaborative commitment

ESG rating methodology




Environment	Social	Governance
<ul style="list-style-type: none"> Climate Change Natural Resources Pollution & Waste Environmental Opportunities 	<ul style="list-style-type: none"> Human Capital Product Liability Stakeholder Opposition Social Opportunities 	<ul style="list-style-type: none"> Corporate Governance Corporate Behavior

Exposure metrics, management metrics and industry specific weighting
Final result between 1-10 which is matched to a rating between AAA to CCC

0 - 2,857 2,857 - 7,143 7,143 - 10

CCC	B	BB	BBB	A	AA	AAA
-----	---	----	-----	---	----	-----

High risk... ...Strong opportunity



Sources: ODDO BHFAM SAS, MSCI.

ODDO BHF Green Planet

31 MARCH 2026

CI-EUR - Eur | *Thematic Equity - Ecology - Global*

GEOGRAPHICAL BREAKDOWN OF SALES REVENUE (EQUITY EXPOSURE BY CONTINENT)



ODDO BHF Green Planet

31 MARCH 2026

CI-EUR - Eur | *Thematic Equity - Ecology - Global*

Glossary

Carbon Footprint	Portfolio carbon emissions per million dollars invested
Carbon intensity	Portfolio carbon emissions per million dollars of turnover
Weighted Average Carbon Intensity	Carbon emissions per million dollars of turnover weighted by the weight of each portfolio company Carbon metrics methodology: We updated our methodology of carbon intensity calculation. Starting January 31st, 2023, when reported carbon values are unavailable or inconsistent, estimated carbon values are used. The estimations are based on average carbon value (scope 1+2 emissions) of sectoral peers as a function of revenues
Fossil fuel reserves	% of portfolio exposed to companies that own fossil fuel reserves
Green share	% of portfolio exposed to companies that offer clean technologies solutions
SFDR Classification	The EU Sustainable Finance Disclosure Regulation (SFDR) is a set of EU rules which aim to make the sustainability profile of funds transparent, more comparable and better understood by end investors. Article 6: The management team does not consider sustainability risks or adverse effects of investment decisions on sustainability factors in the investment decision making process. Article 8: The management team addresses sustainability risks by integrating ESG criteria (Environment and/or Social and/or Governance) into its investment decision making process. Article 9: The management team follows a strict sustainable investment objective that significantly contributes to the challenges of the ecological transition, and addresses Sustainability Risks through ratings provided by the Management Company's external ESG data provider.

ODDO BHF Green Planet

31 MARCH 2026

CI-EUR - Eur | *Thematic Equity - Ecology - Global*

RISKS:

The fund is exposed to the following risks :risk of capital loss, equity risk, interest rate risk, credit risk, risk associated with discretionary management, currency risk, risk associated with commitments on forward financial instruments, counterparty risk, liquidity risk of underlying assets, risk associated with holding small and medium capitalisations, emerging markets risk, volatility risk, modelling risk, Sustainability risk

DISCLAIMER

This document has been drawn up by ODDO BHF AM SAS. Potential investors should consult an investment advisor before subscribing to the fund. The investor is informed that the fund presents a risk of capital loss, but also many risks linked to the financial instruments/strategies in the portfolio. In case of subscription, investors must read the Key Information Document (KID) and the fund's prospectus in order to acquaint themselves with the detailed nature of any risks incurred and all costs. The value of the investment may vary both upwards and downwards and may not be returned in full. The investment must be made in accordance with investors' investment objectives, their investment horizon and their capacity to deal with the risk arising from the transaction. ODDO BHF AM SAS cannot be held responsible for any direct or indirect damages resulting from the use of this document or the information contained in it. This information is provided for indicative purposes and may be modified at any moment without prior notice. Any opinions presented in this document result from our market forecasts on the publication date. They are subject to change according to market conditions and ODDO BHF AM SAS shall not in any case be held contractually liable for them. The net asset values presented in this document are provided for indicative purposes only. Only the net asset value marked on the transaction statement and the securities account statement is authoritative. Subscriptions and redemptions of mutual funds are processed at an unknown asset value.

A summary of investor rights is available free of charge in electronic form in English language on the website at : https://am.oddo-bhf.com/FRANCE/en/non_professional_investor/infos_reglementaire. The fund may have been authorized for distribution in different EU member states. Investors are advised to the fact that the management company may decide to withdraw with the arrangements it has made for the distribution of the units of the fund in accordance with Article 93a of Directive 2009/65/EC and Article 32a of Directive 2011/61/EU.

The Key Information Document (DEU, ESP, FR, GB, ITL, NLD, NOR, POR, S) and the prospectus (DEU, FR, GB) are available free of charge from ODDO BHF AM SAS or at am.oddo-bhf.com or at authorized distributors. The annual and interim reports are available free of charge from ODDO BHF AM SAS or on its internet site am.oddo-bhf.com.

The complaints handling policy is available on our website am.oddo-bhf.com in the regulatory information section. Customer complaints can be addressed in the first instance to the following e-mail address: service_client@oddo-bhf.com or directly to the Consumer Mediation Service: <http://mediationconsommateur.be>. The fund is licensed for sale in Switzerland. The Key Information Document, the prospectus, the annual and interim reports for Switzerland can be obtained free of charge from the Swiss Representative and paying agent, BNP Paribas Securities Services, succursale de Zurich, Selnaustrasse 16, 8002 Zurich, Switzerland. For Singapore: the Funds information is contained in the Singapore information memorandum which can be obtained from a fund distributor or directly with ODDO BHF AM SAS. Potential investors should read the fund's prospectus and the Singapore information memorandum before deciding whether to subscribe for or purchase shares in any of the funds.

Although ODDO BHF Asset Management and its information providers, including without limitation, MSCI ESG Research LLC and its affiliates (the "ESG Parties"), obtain information (the "Information") from sources they consider reliable, none of the ESG Parties warrants or guarantees the originality, accuracy and/or completeness, of any data herein and expressly disclaim all express or implied warranties, including those of merchantability and fitness for a particular purpose. The Information may only be used for your internal use, may not be reproduced or re-disseminated in any form and may not be used as a basis for, or a component of, any financial instruments or products or indices. Further, none of the information can in and of itself be used to determine which securities to buy or sell or when to buy or sell them. None of the ESG Parties shall have any liability for any errors or omissions in connection with any data herein, or any liability for any direct, indirect, special, punitive, consequential or any other damages (including lost profits) even if notified of the possibility of such damages. ©2021 MSCI ESG Research LLC. Reproduced by permission.