

ODDO BHF Credit Opportunities

27 FEBRUARY 2026

DI-EUR - Eur | Fixed Income - Total Return - Multi Asset Credit

Assets Under Management	199 M€	Morningstar™ Category:	① ② ③ ④ ⑤ ⑥ ⑦
NAV per Unit	1,039.48€	EUR Flexible Bond	Risk scale ⁽¹⁾
Evolution vs M-1	5.55€	★ ★ ★ Rating at 1/31/26	6 8 9
		Rating at 7/31/25	SFDR Classification ²

Countries in which the fund is authorised for distribution to the public:

FR IT CHE DEU NLD AUT PRT ESP SWE LUX FIN

PORTFOLIO MANAGERS

Bastian Gries, Matthias Lackmann, Haiyan Ding

MANAGEMENT COMPANY

ODDO BHF AM SAS

KEY FEATURES

Recommended investment horizon: 3 Years

Inception date (1st NAV): 12/13/13

Inception date of the fund: 12/13/13

Legal structure	Sub-fund of the ODDO BHF SICAV Lux. Umbrella (UCITS)
ISIN code	LU1785344166
Bloomberg code	ODCOPD1X
Dividend policy	Distribution unit
Minimum (initial) investment	250000 EUR
Management company (by delegation)	ODDO BHF AM GmbH
Subscriptions/redemptions	12:00pm, D
Valuation	Daily
Management fees	annual rate of a maximum of 0.50%, payable monthly and calculated based on the Sub-fund's average net assets for the month in question.
Performance fees	A maximum of 10% of the Sub-Fund's outperformance relative to the benchmark index, once past underperformance over the previous five years has been offset.
Subscription fees	2% (maximum)
Redemption fees	Nil
Management fees and other administrative or operating costs	0.579%
Risk measurement	3 Years 5 Years
Sharpe ratio	0.51 0.05

INVESTMENT STRATEGY

The investment objective is to outperform the ESTER index +2% (capitalised), net of fees, on an annual basis. The Sub-fund does not have a benchmark. Given the Fund's discretionary management style, its management is not linked to any index. The fund may be invested up to 100% in debt securities. These securities will be issued by issuers whose registered office is located in an OECD country up to a minimum of 70%. The Sub-Fund may only invest in instruments issued by entities rated at least B.

Benchmark: Nil

Net annual performance (12-months rolling)											
from	02/16	02/17	02/18	02/19	02/20	02/21	02/22	02/23	02/24	02/25	
to	02/17	02/18	02/19	02/20	02/21	02/22	02/23	02/24	02/25	02/26	
FUND	5.7%	3.7%	-2.5%	5.2%	5.3%	-2.1%	-2.6%	5.8%	6.1%	2.8%	

The management objective is to achieve an annualised net of fees performance greater than €STER + 200 bp

Calendar performance (from January 01 to December 31)									
	2017	2018	2019	2020	2021	2022	2023	2024	2025
FUND	4.0%	-4.3%	7.4%	5.6%	0.8%	-6.3%	6.8%	4.2%	3.1%

The management objective is to achieve an annualised net of fees performance greater than €STER + 200 bp

Cumulative and annualized net returns									
	Annualized performance			Cumulative performance					
	3 years	5 years	10 years	1 month	YTD	1 year	3 years	5 years	10 years
FUND	4.9%	1.9%	2.7%	0.5%	1.1%	2.8%	15.4%	10.0%	30.5%

The management objective is to achieve an annualised net of fees performance greater than €STER + 200 bp

Past performance is not an indication of future results. Performance may vary over time.

Annualized volatility				
	1 year	3 years	5 years	10 years
FUND	2.5%	3.4%	3.2%	3.4%

The performance shown is that of the "ODDO BHF Sustainable Credit Opportunities". "ODDO BHF Sustainable Credit Opportunities" was launched on 12/13/2013 under the name "Oddo Strategic Corporate Bond", this name and strategy have been changed on 12/30/2016 to become "Oddo Credit Opportunities". The later has been absorbed on 10/09/2018 by the Luxembourg fund "ODDO BHF Credit Opportunities", but it still pursues exactly the same investment strategy and the same investment objective as the "Oddo Credit Opportunities".

*The glossary of indicators used is available for download on www.am.oddo-bhf.com in the FUNDS section. | Sources: ODDO BHF AM SAS, Bloomberg, Morningstar® Sustainability provides company-level analysis used in the calculation of Morningstar's Sustainability Score.

(1) The summary risk indicator (SRI) is a guide to the level of risk of this product compared to other products. It shows how likely it is that the product will lose money because of movements in the market or because we are not able to pay you. It ranges from 1 (low risk) to 7 (high risk). This indicator is not constant and will change according to the fund's risk profile. The lowest category does not mean risk-free. Historical data, such as that used to calculate the SRI, may not be a reliable indication of the fund's future risk profile. There is no guarantee that the investment objectives in terms of risk will be achieved.

(2) Information on the EU Sustainable Finance Disclosure Regulation (SFDR) can be found in the SFDR classification(2) section of the document.

ODDO BHF Credit Opportunities

27 FEBRUARY 2026

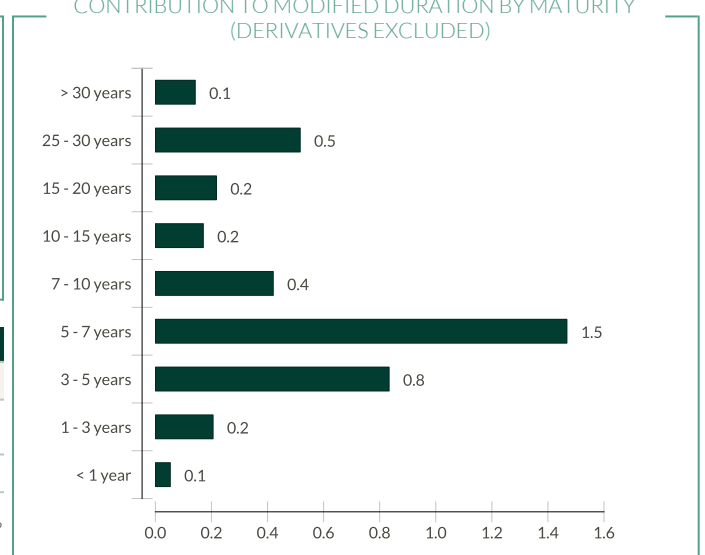
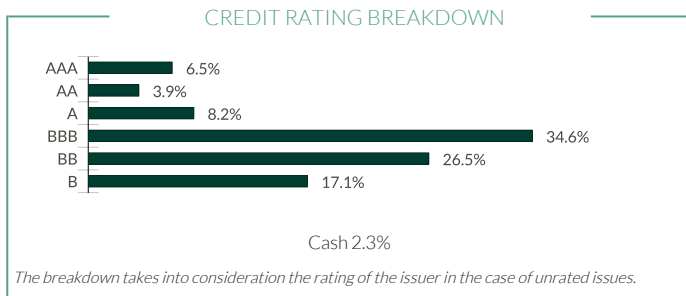
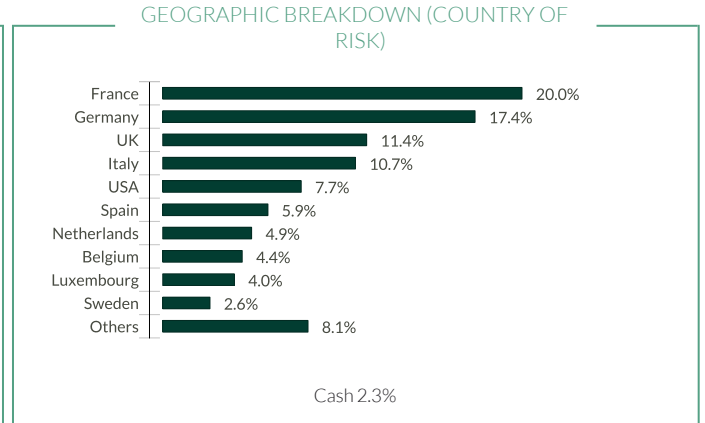
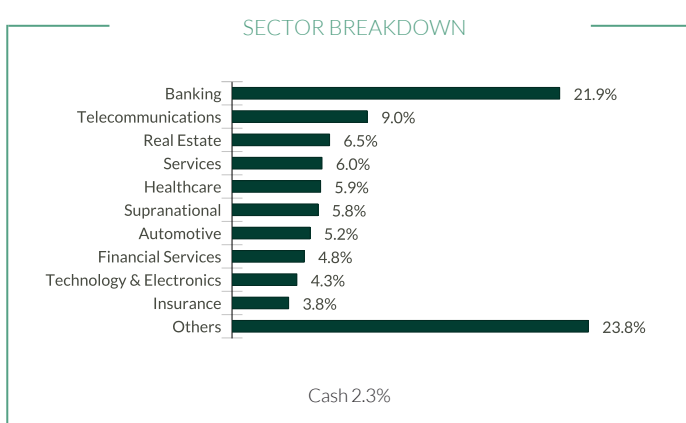
DI-EUR - Eur | Fixed Income - Total Return - Multi Asset Credit

Key indicators	
Yield To Maturity (YTM)**	4.62 %
Yield To Worst (YTW)**	3.56 %
Modified duration to maturity	4.30
Modified duration to worst	3.86
Average maturity (year)	5.45

The investment objective is to achieve an annualized net performance, after fees, exceeding €STER + 200 bp over an investment horizon starting from the sub-fund's inception date, i.e., 2013-12-13, up to a maximum of 2026-10-31. As a reminder, the management fees for share class DI-EUR - Eur are 0.5 %. These fees reduce the annual performance of this share class by 0.5 %.

*The glossary of the indicators used is available for download on www.am.oddo-bhf.com in the "FUNDS" section.

Futures and options are not included in the calculation of the yield. The Yield to Maturity is calculated before currency hedging. The Yield to Worst is calculated after currency hedging.



Weighted carbon intensity (tCO2e / €m turnover)		
	FUND	ESG investment universe
Weighted carbon intensity	69.7	125.2
Coverage ratio	100.0%	100.0%

Source MSCI. We use scopes 1 (direct emissions) and 2 (indirect emissions related to electricity, heat or steam consumption) to calculate the carbon intensity, expressed in tonnes of CO2 equivalent per million € of revenues. Cash and derivatives are not covered.

Carbon metrics methodology: see details on page 4

Main portfolio issuers				
	Weight in the fund (%)	Country	Sector	MSCI ESG rating
Government of United Kingdom	3.50	United Kingdom	Sovereign	A
DEUTSCHE BANK AG	2.96	Germany	Covered Bonds	AA
EUROPEAN UNION	2.92	Supranational	Supranational	A
International Bank for Reconst	2.83	USA	Supranational	AAA
Société Générale SA	2.34	France	Banking	AAA

** rebased on the rated part of the fund | rating according to MSCI from CCC (High Risk) to AAA (Strong Opportunity).

©2021 MSCI ESG Research LLC. Reproduced by permission.

ODDO BHF Credit Opportunities

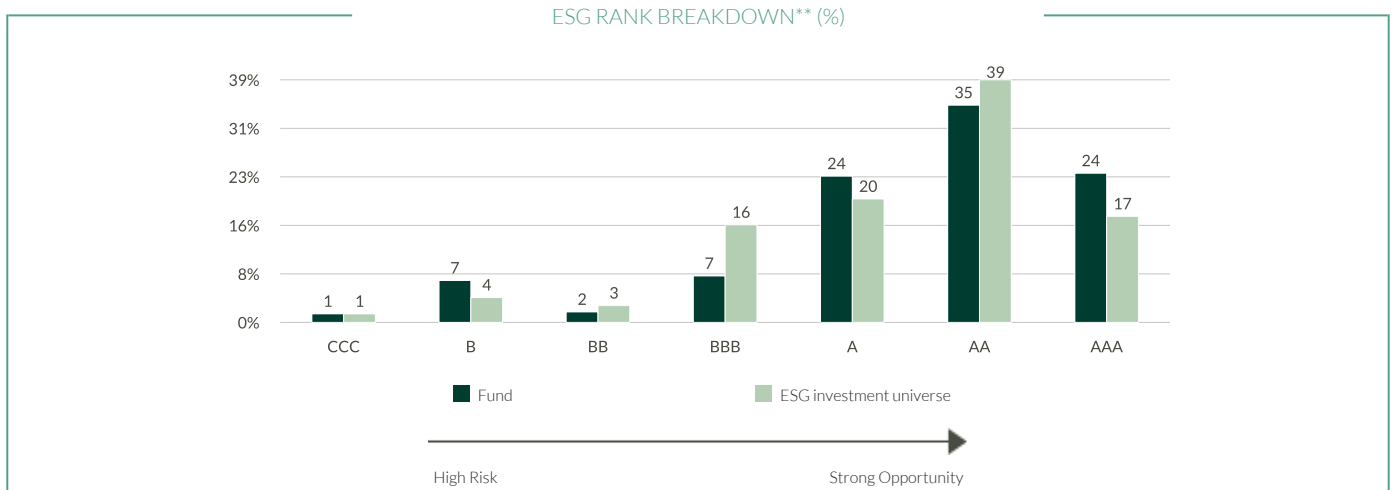
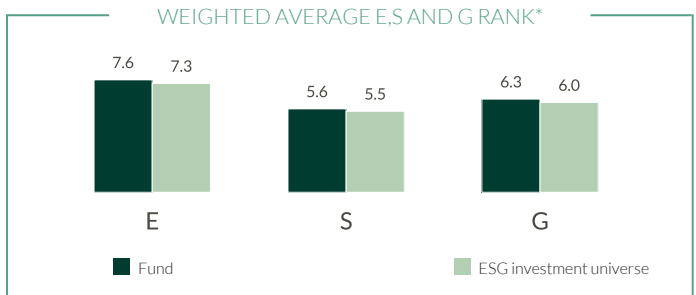
27 FEBRUARY 2026

DI-EUR - Eur | Fixed Income - Total Return - Multi Asset Credit

SUSTAINABLE REPORT - OVERVIEW

ESG Rating		
	FUND	ESG investment universe
	Feb 26	Feb 26
MSCI ESG rating	AA	A
ESG coverage**	75.9%	84.3%

ESG investment universe : 39,06% ML_EUR_BB-B_NF_FIXED_FLOAT_RATE_HY + 9,40% BofAML Contingent Capital Index ICE + 8,13% ICE BofA Euro Large Cap Excluding Corporates Index + 0,59% ICE BofA Non-Financial US Emerging Markets Liquid Corporate Plus Index + 7,63% ICE BofA Euro Subordina



TOP 5 ESG rank				
	Sector	Country	Weight in the fund (%)	MSCI ESG rating
International Bank for Reconst	Supranational	USA	2.83	AAA
Société Générale SA	Banking	France	2.34	AAA
AXA SA	Insurance	France	1.58	AAA
Assicurazioni Generali SpA	Insurance	Italy	1.34	AAA
SIG Combibloc Purchase Co. SAR	Capital Goods	Luxembourg	1.33	AAA
Subtotal top 5	-	-	9.42	-

*ESG rank at the end of the period.

** rebased on the rated part of the fund | rating according to MSCI from CCC (High Risk) to AAA (Strong Opportunity). In accordance with the prospectus, additional ESG assessments from the Management Company's research team or from a third party may also be used in the event that an issuer has not been rated by MSCI. Thus taking into account the ESG ratings of the internal ODDO BHF Asset Management model, the ratio is 96.25% ©2021 MSCI ESG Research LLC. Reproduced by permission.

ODDO BHF Credit Opportunities

27 FEBRUARY 2026

DI-EUR - Eur | Fixed Income - Total Return - Multi Asset Credit

MONTHLY MANAGEMENT COMMENT

In February, markets shifted their focus on the broader implications of AI amid the earnings season. Specifically, investors scrutinized the large, expectations beating capex plans of the hyperscalers, as well as the newest AI model developments which were seen as disruptive for a range of established business models. As a result, there were stronger than usual idiosyncratic name and sector moves in both equity and credit markets while overall indices traded broadly sideways or slightly weaker. Most notably, software saw a big selloff amid fears of the viability of business models in light of new AI developments. All of this happened against a robust macroeconomic environment. In the US, the labor market report showed a second consecutive month with more positive readings across different indicators and ISM manufacturing PMIs recorded a large jump, confirming the more positive outlook for industrial sectors. The only major exception to the solid data were the softer retail sales which indicate some moderation in consumption over the last quarter. Overall, nowcasts still point to economic activity expanding at healthy levels. In the Eurozone the picture continues to look solid as well with PMIs, IFO and other leading indicators still pointing towards a moderate expansion while labor markets still continue improving in aggregate and inflation is slowly moderating. The earnings season did not bring any new impulses from a credit perspective. With the exception of still challenged cyclical sectors such as Chemicals and Automotive, results overall remained solid from a credit perspective and outlooks were good. In this environment, both Corporate Investment Grade Bond spreads and High Yield spreads widened by around 10bps. German 10yr Bund yields ended the month lower at 2.64% while US 10yr treasury yields declined to 3.95%.

We have increased our exposure towards UK government bonds and GBP duration, as pricing reached oversold levels in early February. However, at the end of the month, we have partially taken profit after the general interest rate move down and have reduced our total duration to a level of below 4. This was implemented by a reduction of EUR duration. In order to finance new issues in credit markets in February, both in High Yield and Investment Grade, we have sold some expensive short-dated bonds.

RISKS:

The fund is exposed to the following risks :risk of capital loss, interest rate risk, credit risk, risk associated with discretionary management, risk associated with commitments on forward financial instruments, counterparty risk, risks associated with portfolio concentration, liquidity risk of underlying assets, risk associated with high yield bonds, emerging markets risk, risks associated with securities financing transactions and collateral management, modelling risk, Sustainability risk and on an ancillary basis currency risk, risk associated with currency conversion

SFDR CLASSIFICATION²

The EU Sustainable Finance Disclosure Regulation (SFDR) is a set of EU rules which aim to make the sustainability profile of funds transparent, more comparable and better understood by end investors. Article 6: The management team does not consider sustainability risks or adverse effects of investment decisions on sustainability factors in the investment decision making process. Article 8: The management team addresses sustainability risks by integrating ESG criteria (Environment and/or Social and/or Governance) into its investment decision making process. Article 9: The management team follows a strict sustainable investment objective that significantly contributes to the challenges of the ecological transition, and addresses Sustainability Risks through ratings provided by the Management Company's external ESG data provider.

DISCLAIMER

This document has been drawn up by ODDO BHF AM SAS. Potential investors should consult an investment advisor before subscribing to the fund. The investor is informed that the fund presents a risk of capital loss, but also many risks linked to the financial instruments/strategies in the portfolio. In case of subscription, investors must read the Key Information Document (KID) and the fund's prospectus in order to acquaint themselves with the detailed nature of any risks incurred and all costs. The value of the investment may vary both upwards and downwards and may not be returned in full. The investment must be made in accordance with investors' investment objectives, their investment horizon and their capacity to deal with the risk arising from the transaction. ODDO BHF AM SAS cannot be held responsible for any direct or indirect damages resulting from the use of this document or the information contained in it. This information is provided for indicative purposes and may be modified at any moment without prior notice. Any opinions presented in this document result from our market forecasts on the publication date. They are subject to change according to market conditions and ODDO BHF AM SAS shall not in any case be held contractually liable for them. The net asset values presented in this document are provided for indicative purposes only. Only the net asset value marked on the transaction statement and the securities account statement is authoritative. Subscriptions and redemptions of mutual funds are processed at an unknown asset value.

A summary of investor rights is available free of charge in electronic form in English language on the website at : https://am.oddo-bhf.com/FRANCE/en/non_professional_investor/infos_reglementaire. The fund may have been authorized for distribution in different EU member states. Investors are advised to the fact that the management company may decide to withdraw with the arrangements it has made for the distribution of the units of the fund in accordance with Article 93a of Directive 2009/65/EC and Article 32a of Directive 2011/61/EU.

The Key Information Document (DEU, ESP, FR, GB, ITL, NLD, POR, SWD) and the prospectus (DEU, FR, GB) are available free of charge from ODDO BHF AM SAS or at am.oddo-bhf.com or at authorized distributors. The annual and interim reports are available free of charge from ODDO BHF AM SAS or on its internet site am.oddo-bhf.com.

The complaints handling policy is available on our website am.oddo-bhf.com in the regulatory information section. Customer complaints can be addressed in the first instance to the following e-mail address: service_client@oddo-bhf.com. The fund is licensed for sale in Switzerland. The Key Information Document, the prospectus, the annual and interim reports for Switzerland can be obtained free of charge from the Swiss Representative and paying agent, BNP Paribas Securities Services, succursale de Zurich, Selnaustrasse 16, 8002 Zurich, Switzerland.

Although ODDO BHF Asset Management and its information providers, including without limitation, MSCI ESG Research LLC and its affiliates (the "ESG Parties"), obtain information (the "Information") from sources they consider reliable, none of the ESG Parties warrants or guarantees the originality, accuracy and/or completeness, of any data herein and expressly disclaim all express or implied warranties, including those of merchantability and fitness for a particular purpose. The Information may only be used for your internal use, may not be reproduced or re-disseminated in any form and may not be used as a basis for, or a component of, any financial instruments or products or indices. Further, none of the information can in and of itself be used to determine which securities to buy or sell or when to buy or sell them. None of the ESG Parties shall have any liability for any errors or omissions in connection with any data herein, or any liability for any direct, indirect, special, punitive, consequential or any other damages (including lost profits) even if notified of the possibility of such damages. ©2021 MSCI ESG Research LLC. Reproduced by permission.