

# ODDO BHF Money Market

29 MAY 2026

DR-EUR - Eur | *Fixed Income - Money Market - Money Market*

Assets Under Management	<b>3,154 M€</b>	Morningstar™ Category:	<b>1</b> <b>2</b> <b>3</b> <b>4</b> <b>5</b> <b>6</b> <b>7</b>
NAV per Unit	<b>48.85€</b>	EUR Money Market	Risk scale (1)
Evolution vs M-1	<b>0.09€</b>		<b>6</b> <b>8</b> <b>9</b>
		Rating at 3/31/26	SFDR Classification <sup>2</sup>

Countries in which the fund is authorised for distribution to the public:

 FR  IT  CHE  DEU  AUT  ESP  LUX

## PORTFOLIO MANAGERS

Matthias Bayer

## MANAGEMENT COMPANY

ODDO BHF AM GmbH

## KEY FEATURES

**Recommended investment horizon:** 3 months

**Inception date (1st NAV):** 7/1/10

**Inception date of the fund:** 10/1/94

<b>Legal structure</b>	UCITS
<b>ISIN code</b>	DE000A0YCBQ8
<b>Bloomberg code</b>	FTACCPA GR
<b>Dividend policy</b>	Distribution unit
<b>Minimum (initial) investment</b>	100 EUR
<b>Management company (by delegation)</b>	-
<b>Subscriptions/redemptions</b>	11:30am, D
<b>Valuation</b>	Daily
<b>Management fees</b>	0,225% p.a.
<b>Performance fees</b>	N/A
<b>Subscription fees</b>	Nil
<b>Redemption fees</b>	Nil
<b>Management fees and other administrative or operating costs</b>	0.24 %

<b>Risk measurement</b>	<b>3 Years</b>	<b>5 Years</b>
Sharpe ratio	-0.88	-0.50

<b>Technical and risk indicators*</b>	
Weighted average life (WAL)**	188.5 days
Weighted average maturity (WAM)**	86.5 days
Net yield (%)**	2.03

\*\*Net yield = Yield of the fund - TER

## INVESTMENT STRATEGY

ODDO BHF Money Market is a money market fund which focuses on ensuring ongoing liquidity and the highest possible level of security. In addition, the fund invests predominantly in covered bonds, bonds from public issuers.

**Benchmark :** Nil

<b>Net annual performance (12-months rolling)</b>										
from	05/16	05/17	05/18	05/19	05/20	05/21	05/22	05/23	05/24	05/25
to	05/17	05/18	05/19	05/20	05/21	05/22	05/23	05/24	05/25	05/26
<b>FUND</b>	<b>-0.3%</b>	<b>-0.4%</b>	<b>-0.5%</b>	<b>-0.6%</b>	<b>-0.5%</b>	<b>-0.7%</b>	<b>0.9%</b>	<b>3.4%</b>	<b>3.0%</b>	<b>1.8%</b>

<b>Calendar performance (from January 01 to December 31)</b>									
	2017	2018	2019	2020	2021	2022	2023	2024	2025
<b>FUND</b>	<b>-0.4%</b>	<b>-0.6%</b>	<b>-0.5%</b>	<b>-0.6%</b>	<b>-0.6%</b>	<b>-0.4%</b>	<b>2.9%</b>	<b>3.4%</b>	<b>2.1%</b>

<b>Cumulative and annualized net returns</b>									
	Annualized performance			Cumulative performance					
	3 years	5 years	10 years	1 M	YTD	1 year	3 years	5 years	10 years
<b>FUND</b>	<b>2.7%</b>	<b>1.7%</b>	<b>0.6%</b>	<b>0.2%</b>	<b>0.7%</b>	<b>1.8%</b>	<b>8.4%</b>	<b>8.6%</b>	<b>6.0%</b>

Past performance is not an indication of future results. Performance may vary over time.

<b>Annualized volatility</b>				
	1 year	3 years	5 years	10 years
<b>FUND</b>	<b>0.1%</b>	<b>0.2%</b>	<b>0.5%</b>	<b>0.5%</b>

\*\*REGULATION (EU) 2017/1131 OF THE EUROPEAN PARLIAMENT AND OF THE COUNCIL of 14 June 2017 on money market funds Article 2 §19 and §20.

\*The glossary of indicators used is available for download on [www.am.oddo-bhf.com](http://www.am.oddo-bhf.com) in the Information section. | Sources : ODDO BHF AM SAS, Bloomberg, Morningstar® Sustainability provides company-level analysis used in the calculation of Morningstar's Sustainability Score.

(1) The summary risk indicator (SRI) is a guide to the level of risk of this product compared to other products. It shows how likely it is that the product will lose money because of movements in the market or because we are not able to pay you. It ranges from 1 (low risk) to 7 (high risk). This indicator is not constant and will change according to the fund's risk profile. The lowest category does not mean risk-free. Historical data, such as that used to calculate the SRI, may not be a reliable indication of the fund's future risk profile. There is no guarantee that the investment objectives in terms of risk will be achieved.

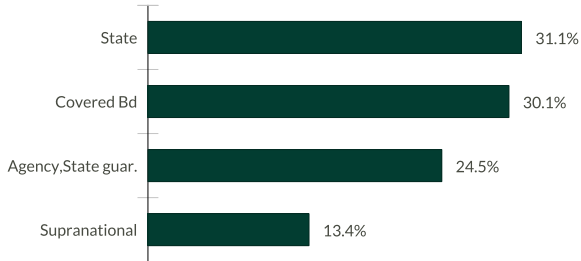
(2) Information on the EU Sustainable Finance Disclosure Regulation (SFDR) can be found in the SFDR classification(2) section of the document.

# ODDO BHF Money Market

29 MAY 2026

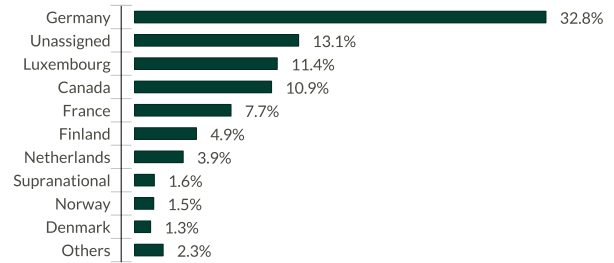
DR-EUR - Eur | Fixed Income - Money Market - Money Market

## SECTOR BREAKDOWN



■ Fund

## GEOGRAPHIC BREAKDOWN (COUNTRY OF RISK)



## CREDIT RATING BREAKDOWN



The breakdown takes into consideration the rating of the issuer in the case of unrated issues.

## Weighted carbon intensity (tCO<sub>2</sub>e / €m turnover)

	FUND	ESG investment universe
<b>Weighted carbon intensity</b>	<b>1.3</b>	6.3
<b>Coverage ratio</b>	<b>100.0%</b>	100.0%

Source MSCI. We use scopes 1 (direct emissions) and 2 (indirect emissions related to electricity, heat or steam consumption) to calculate the carbon intensity, expressed in tonnes of CO<sub>2</sub> equivalent per million € of revenues. Cash and derivatives are not covered.

Carbon metrics methodology: see details on page 4

## Main portfolio issuers

	Weight in the fund (%)	Country	Sector	MSCI ESG rating
EUROPEAN UNION	7.58	Luxembourg	State	A
EUROPEAN INVESTMENT BANK	7.57	Supranational	Supranational	AAA
KFW	6.93	Germany	Agency, State guar.	AAA
State of Rhineland-Palatinate	5.72	Germany	State	AA
NRW.BANK	5.06	Germany	Agency, State guar.	AA

\*\* rebased on the rated part of the fund | rating according to MSCI from CCC (High Risk) to AAA (Strong Opportunity).

©2021 MSCI ESG Research LLC. Reproduced by permission.

# ODDO BHF Money Market

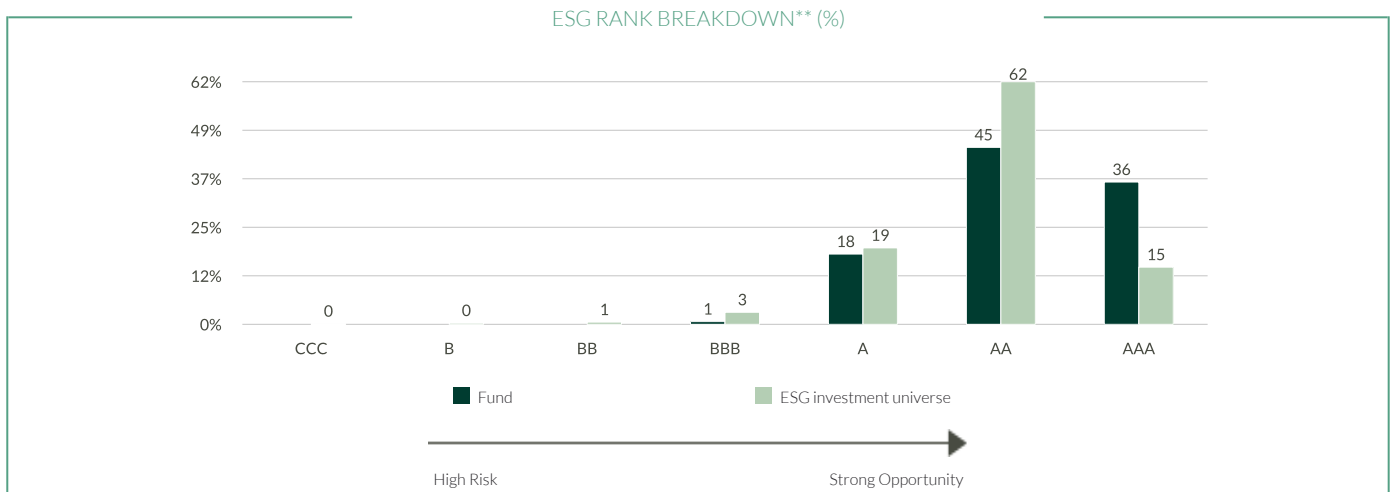
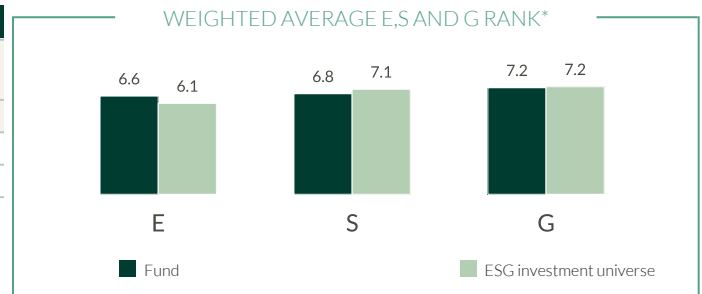
29 MAY 2026

DR-EUR - Eur | Fixed Income - Money Market - Money Market

## SUSTAINABLE REPORT - OVERVIEW

ESG Rating		
	FUND	ESG investment universe
	May 26	May 26
<b>MSCI ESG rating</b>	AA	AA
<b>ESG coverage**</b>	100.0%	97.7%

ESG investment universe : 100% Money Market ESG Universe



TOP 5 ESG rank				
	Sector	Country	Weight in the fund (%)	MSCI ESG rating
EUROPEAN INVESTMENT BANK	Supranational	Supranational	7.57	AAA
KFW	Agency, State guar.	Germany	6.93	AAA
The Toronto-Dominion Bank	Covered Bd	Canada	4.63	AAA
Council of Europe Development	Supranational	Supranational	2.84	AAA
Landeskreditbank Baden-Württem	Agency, State guar.	Germany	2.40	AAA
<b>Subtotal top 5</b>	-	-	<b>24.37</b>	-

\*ESG rank at the end of the period.

\*\* rebased on the rated part of the fund | rating according to MSCI from CCC (High Risk) to AAA (Strong Opportunity).

©2021 MSCI ESG Research LLC. Reproduced by permission.

# ODDO BHF Money Market

29 MAY 2026

DR-EUR - Eur | *Fixed Income - Money Market - Money Market*

## SUSTAINABLE REPORT – METHODOLOGY

ODDO BHF AM considers that measuring the environmental, social and governance impact of an investment is an essential step in disseminating good practices in ESG integration. To do this, it is imperative to have reliable, simple quantitative criteria (no reprocessing) and to allow comparison between portfolios regardless of their composition (large vs midcaps, geographical and sectoral diversity).

The choice of indicators is therefore crucial for the relevance of impact measurement. The data for the environmental indicators come from our external non-financial analysis provider, MSCI. We systematically indicate the availability of the data at the level of the portfolio and its benchmark.

### ESG integration at ODDO BHF Asset Management | 3 systematic steps

**Exclusions**

- **Norm-based:** exclusion of companies that do not comply with certain international standards.(chemical weapons , anti-personnel mines, violation of the principles of the Global Compact, etc.)
- **Sector-based:** total or partial exclusion of sectors or activities based on ethical considerations (tobacco, gambling, weapon, adult entertainment / pornographie and Coal...)


**ESG ratings**

- Usage of MSCI data based on a “Best-in-Class” approach
- All titles considered for investments have at least a BB rating

**Dialogue and engagement**

- Regular dialogue with companies on ESG issues
- Individual and joint engagement
- Inclusion of ESG research within ODDO BHF Asset Management’s voting policy
- Escalation procedure if engagement is not conclusive

### ESG rating methodology



The diagram illustrates the MSCI ESG rating methodology. It is structured into three main pillars: Environment, Social, and Governance. Each pillar has a list of specific indicators: Environment (Climate Change, Natural Resources, Pollution & Waste, Environmental Opportunities), Social (Human Capital, Product Liability, Stakeholder Opposition, Social Opportunities), and Governance (Corporate Governance, Corporate Behavior). These indicators feed into a process of 'Exposure metrics, management metrics and industry specific weighting' to produce a 'Final result between 1-10 which is matched to a rating between AAA to CCC'. A scale at the bottom shows the mapping from scores to ratings: 0-2,857 (CCC), 2,857-7,143 (B, BB, BBB, A), and 7,143-10 (AA, AAA). The scale is labeled 'High risk...' on the left and '...Strong opportunity' on the right.

*Sources: ODDO BHF AM SAS, MSCI.*

**Carbon metrics methodology:** We updated our methodology of carbon intensity calculation. Starting January 31st, 2023, when reported carbon values are unavailable or inconsistent, estimated carbon values are used. The estimations are based on average carbon value (scope 1+2 emissions) of sectoral peers as a function of revenues

# ODDO BHF Money Market

29 MAY 2026

**DR-EUR - Eur | Fixed Income - Money Market - Money Market**

## RISKS:

The fund is exposed to the following risks: operational risks including custody risk, credit risk, Sustainability risk

## SFDR CLASSIFICATION<sup>2</sup>

The EU Sustainable Finance Disclosure Regulation (SFDR) is a set of EU rules which aim to make the sustainability profile of funds transparent, more comparable and better understood by end investors. Article 6: The management team does not consider sustainability risks or adverse effects of investment decisions on sustainability factors in the investment decision making process. Article 8: The management team addresses sustainability risks by integrating ESG criteria (Environment and/or Social and/or Governance) into its investment decision making process. Article 9: The management team follows a strict sustainable investment objective that significantly contributes to the challenges of the ecological transition, and addresses Sustainability Risks through ratings provided by the Management Company's external ESG data provider.

## DISCLAIMER

This document has been drawn up by ODDO BHF AM GmbH. Potential investors should consult an investment advisor before subscribing to the fund. The investor is informed that the fund presents a risk of capital loss, but also many risks linked to the financial instruments/strategies in the portfolio. In case of subscription, investors must read the Key Information Document (KID) and the fund's prospectus in order to acquaint themselves with the detailed nature of any risks incurred and all costs. The value of the investment may vary both upwards and downwards and may not be returned in full. The investment must be made in accordance with investors' investment objectives, their investment horizon and their capacity to deal with the risk arising from the transaction. ODDO BHF AM GmbH cannot be held responsible for any direct or indirect damages resulting from the use of this document or the information contained in it. This information is provided for indicative purposes and may be modified at any moment without prior notice. Any opinions presented in this document result from our market forecasts on the publication date. They are subject to change according to market conditions and ODDO BHF AM GmbH shall not in any case be held contractually liable for them. The net asset values presented in this document are provided for indicative purposes only. Only the net asset value marked on the transaction statement and the securities account statement is authoritative. Subscriptions and redemptions of mutual funds are processed at an unknown asset value.

A summary of investor rights is available free of charge in electronic form in English language on the website at : [https://am.oddo-bhf.com/france/en/non\\_professional\\_investor/infos\\_reglementaire\\_gmbh](https://am.oddo-bhf.com/france/en/non_professional_investor/infos_reglementaire_gmbh). The fund may have been authorized for distribution in different EU member states. Investors are advised to the fact that the management company may decide to withdraw with the arrangements it has made for the distribution of the units of the fund in accordance with Article 93a of Directive 2009/65/EC and Article 32a of Directive 2011/61/EU.

The Key Information Document (DEU, ESP, FR, GB, ITL) and the prospectus (DEU, FR, GB) are available free of charge from ODDO BHF AM GmbH or at [am.oddo-bhf.com](http://am.oddo-bhf.com) or at authorized distributors. The annual and interim reports are available free of charge from ODDO BHF AM GmbH or on its internet site [am.oddo-bhf.com](http://am.oddo-bhf.com).

The complaints handling policy is available on our website [am.oddo-bhf.com](http://am.oddo-bhf.com) in the regulatory information section. Customer complaints can be addressed in the first instance to the following e-mail address: [service\\_client@oddo-bhf.com](mailto:service_client@oddo-bhf.com). If the fund is licensed for sale in Switzerland, the representative there is 1741 Fund Solutions AG, Burggraben 16 - 9000 St. Gallen, Switzerland. Paying agent is ODDO BHF (Switzerland) Ltd., Schulhausstrasse 6, 8027 Zurich, Switzerland. Further useful information regarding the fund, the Sales Prospectus including the Fund Rules, the Key Information Document as well as the annual and half-yearly reports will also be available there free of charge and in the German language.

If ODDO BHF Asset Management GmbH receives any rebates on the management fee of target funds or other assets, ODDO BHF Asset Management GmbH undertakes to fully remit such payment to the investor or the fund. If ODDO BHF Asset Management GmbH performs services for an investment product of a third party, ODDO BHF Asset Management GmbH will be compensated by the relevant company. Typical services are investment management or sales activities for funds established by a different investment management company. Normally, such compensation is calculated as a percentage of the management fee (up to 100%) of the respective fund, calculated on the basis of such fund's assets managed or distributed by ODDO BHF Asset Management GmbH. This may result in the risk that the investment advice given may not be consistent with the investor's interest. The amount of the management fee is published in the prospectus of the respective fund. Further details are available upon request.

It is further intended solely for persons based in countries in which the respective funds are registered for distribution or in which such registration is not required. The shares of the fund have not been registered under the United States Securities Act of 1933, as amended (the "1933 Act"); they may therefore not be publicly offered or sold in the United States of America or to US citizens or any US residents. This publication is intended as marketing instrument and does not satisfy the statutory requirements regarding the impartiality of a financial analysis, and the financial instruments concerned are not subject to any prohibition of trading in advance of the publication of this presentation.

Copyright © Morningstar, Inc. All Rights Reserved. The information, data, analyses and opinions with reference to Morningstar contained herein (1) include the confidential and proprietary information of Morningstar, (2) may not be copied or redistributed, (3) do not constitute investment advice offered by Morningstar, (4) are provided solely for informational purposes and therefore are not an offer to buy or sell a security, and (5) are not warranted to be correct, complete or accurate. Except as otherwise required by law, Morningstar shall not be responsible for any trading decisions, damages or other losses resulting from, or related to, this information, data, analyses or opinions or their use. This report is supplemental sales literature, and therefore must be preceded or accompanied by a prospectus and disclosure statement. STOXX Limited ("STOXX") is the source of any aforementioned STOXX index and the data comprised therein. STOXX has not been involved in any way in the creation of any reported information and does neither warrant nor assume any liability whatsoever – including without limitation the accuracy, adequateness, correctness, completeness, timeliness, and fitness for any purpose – with respect to any reported information. Any dissemination or further distribution of any such information pertaining to STOXX is prohibited.

Although ODDO BHF Asset Management and its information providers, including without limitation, MSCI ESG Research LLC and its affiliates (the "ESG Parties"), obtain information (the "Information") from sources they consider reliable, none of the ESG Parties warrants or guarantees the originality, accuracy and/or completeness, of any data herein and expressly disclaim all express or implied warranties, including those of merchantability and fitness for a particular purpose. The Information may only be used for your internal use, may not be reproduced or re-disseminated in any form and may not be used as a basis for, or a component of, any financial instruments or products or indices. Further, none of the information can in and of itself be used to determine which securities to buy or sell or when to buy or sell them. None of the ESG Parties shall have any liability for any errors or omissions in connection with any data herein, or any liability for any direct, indirect, special, punitive, consequential or any other damages (including lost profits) even if notified of the possibility of such damages. ©2021 MSCI ESG Research LLC. Reproduced by permission.