



ODDO BHF
ASSET MANAGEMENT

Sustainable investment full report

ODDO BHF EXKLUSIV: POLARIS BALANCED

Portfolio Managers : ODDO BHF SE, Tilo Wannow

DISCLAIMER



This document has been drawn up by ODDO BHF AM LUX. Potential investors should consult an investment advisor before subscribing to the fund. The investor is informed that the fund presents a risk of capital loss, but also many risks linked to the financial instruments/strategies in the portfolio. In case of subscription, investors must read the Key Information Document (KID) and the fund's prospectus in order to acquaint themselves with the detailed nature of any risks incurred and all costs. The value of the investment may vary both upwards and downwards and may not be returned in full. The investment must be made in accordance with investors' investment objectives, their investment horizon and their capacity to deal with the risk arising from the transaction. ODDO BHF AM LUX cannot be held responsible for any direct or indirect damages resulting from the use of this document or the information contained in it. This information is provided for indicative purposes and may be modified at any moment without prior notice. Any opinions presented in this document result from our market forecasts on the publication date. They are subject to change according to market conditions and ODDO BHF AM LUX shall not in any case be held contractually liable for them. The net asset values presented in this document are provided for indicative purposes only. Only the net asset value marked on the transaction statement and the securities account statement is authoritative. Subscriptions and redemptions of mutual funds are processed at an unknown asset value.

A summary of investor rights is available free of charge in electronic form in English language on the website at : https://am.oddobhf.com/FRANCE/en/non_professional_investor/infos_reglementaire. The fund may have been authorized for distribution in different EU member states. Investors are advised to the fact that the management company may decide to withdraw with the arrangements it has made for the distribution of the units of the fund in accordance with Article 93a of Directive 2009/65/EC and Article 32a of Directive 2011/61/EU.

The Key Information Document (<<DICI>>) and the prospectus (<<PROSPECTUS>>) are available free of charge from ODDO BHF AM LUX or at am.oddobhf.com or at authorized distributors. The annual and interim reports are available free of charge from ODDO BHF AM LUX or on its internet site am.oddobhf.com.

The complaints handling policy is available on our website am.oddobhf.com in the regulatory information section. Customer complaints can be addressed in the first instance to the following e-mail address: service_client@oddobhf.com

If ODDO BHF Asset Management GmbH receives any rebates on the management fee of target funds or other assets, ODDO BHF Asset Management GmbH undertakes to fully remit such payment to the investor or the fund. If ODDO BHF Asset Management GmbH performs services for an investment product of a third party, ODDO BHF Asset Management GmbH will be compensated by the relevant company. Typical services are investment management or sales activities for funds established by a different investment management company. Normally, such compensation is calculated as a percentage of the management fee (up to 100%) of the respective fund, calculated on the basis of such fund's assets managed or distributed by ODDO BHF Asset Management GmbH. This may result in the risk that the investment advice given may not be consistent with the investor's interest. The amount of the management fee is published in the prospectus of the respective fund. Further details are available upon request.

It is further intended solely for persons based in countries in which the respective funds are registered for distribution or in which such registration is not required. The shares of the fund have not been registered under the United States Securities Act of 1933, as amended (the "1933 Act"); they may therefore not be publicly offered or sold in the United States of America or to US citizens or any US residents. This publication is intended as marketing instrument and does not satisfy the statutory requirements regarding the impartiality of a financial analysis, and the financial instruments concerned are not subject to any prohibition of trading in advance of the publication of this presentation.

Copyright © Morningstar, Inc. All Rights Reserved. The information, data, analyses and opinions with reference to Morningstar contained herein (1) include the confidential and proprietary information of Morningstar, (2) may not be copied or redistributed, (3) do not constitute investment advice offered by Morningstar, (4) are provided solely for informational purposes and therefore are not an offer to buy or sell a security, and (5) are not warranted to be correct, complete or accurate. Except as otherwise required by law, Morningstar shall not be responsible for any trading decisions, damages or other losses resulting from, or related to, this information, data, analyses or opinions or their use. This report is supplemental sales literature, and therefore must be preceded or accompanied by a prospectus and disclosure statement. STOXX Limited ("STOXX") is the source of any aforementioned STOXX index and the data comprised therein. STOXX has not been involved in any way in the creation of any reported information and does neither warrant nor assume any liability whatsoever – including without limitation the accuracy, adequateness, correctness, completeness, timeliness, and fitness for any purpose – with respect to any reported information. Any dissemination or further distribution of any such information pertaining to STOXX is prohibited.

Risks:

The fund is exposed to the following risks : operational risks including custody risk, target fund risk, currency risk, credit risk, Sustainability risk

SFDR Classification²

The EU Sustainable Finance Disclosure Regulation (SFDR) is a set of EU rules which aim to make the sustainability profile of funds transparent, more comparable and better understood by end investors. Article 6: The management team does not consider sustainability risks or adverse effects of investment decisions on sustainability factors in the investment decision making process. Article 8: The management team addresses sustainability risks by integrating ESG criteria (Environment and/or Social and/or Governance) into its investment decision making process. Article 9: The management team follows a strict sustainable investment objective that significantly contributes to the challenges of the ecological transition, and addresses Sustainability Risks through ratings provided by the Management Company's external ESG data provider.

Fund profile



Assets Under Management	Morningstar™ Category:	MSCI ESG rating AA	SFDR Classification ²
1,148 M€			6 8 9

INVESTMENT STRATEGY

Since 2007, ODDO BHF Polaris Balanced* has offered a global and broadly diversified, balanced multi-asset investment solution. It is characterized by an equity allocation between 35% and 60% and a bond segment that invests mainly in investment grade bonds. The portfolio may invest in securities listed or traded on regulated markets, mainly in Europe, the US or Emerging Markets.

The investment objective is to generate attractive asset growth with reduced fluctuations in value through value-oriented investments, while taking into account environmental, social issues and corporate governance (ESG) criteria.

*Sub-fund of the umbrella (FCP) “ODDO BHF Exklusiv”

Benchmark : Nil

Recommended investment horizon: 5 Years

Inception date of the fund: 10/8/07

Sustainalytics provides company-level analysis used in the calculation of Morningstar’s Sustainability Score.

(1) The summary risk indicator (SRI) is a guide to the level of risk of this product compared to other products. It shows how likely it is that the product will lose money because of movements in the market or because we are not able to pay you. It ranges from 1 (low risk) to 7 (high risk). This indicator is not constant and will change according to the fund’s risk profile. The lowest category does not mean risk-free. Historical data, such as that used to calculate the SRI, may not be a reliable indication of the fund’s future risk profile. There is no guarantee that the investment objectives in terms of risk will be achieved.

(2) Information on the EU Sustainable Finance Disclosure Regulation (SFDR) can be found in the SFDR classification(2) section of the document.

©2021 MSCI ESG Research LLC. Reproduced by permission
Copyright © Morningstar, Inc. All Rights Reserved



Sustainable approach

THREE FUNDAMENTAL PILLARS

1 | Exclusions

- **Norm-based:** exclusion of companies that do not comply with certain international standards.(chemical weapons , anti-personnel mines, violation of the principles of the Global Compact, etc.)
- **Sector-based:** total or partial exclusion of sectors or activities based on ethical considerations (tobacco, gambling, weapon, adult entertainment / pornographie and Coal...)

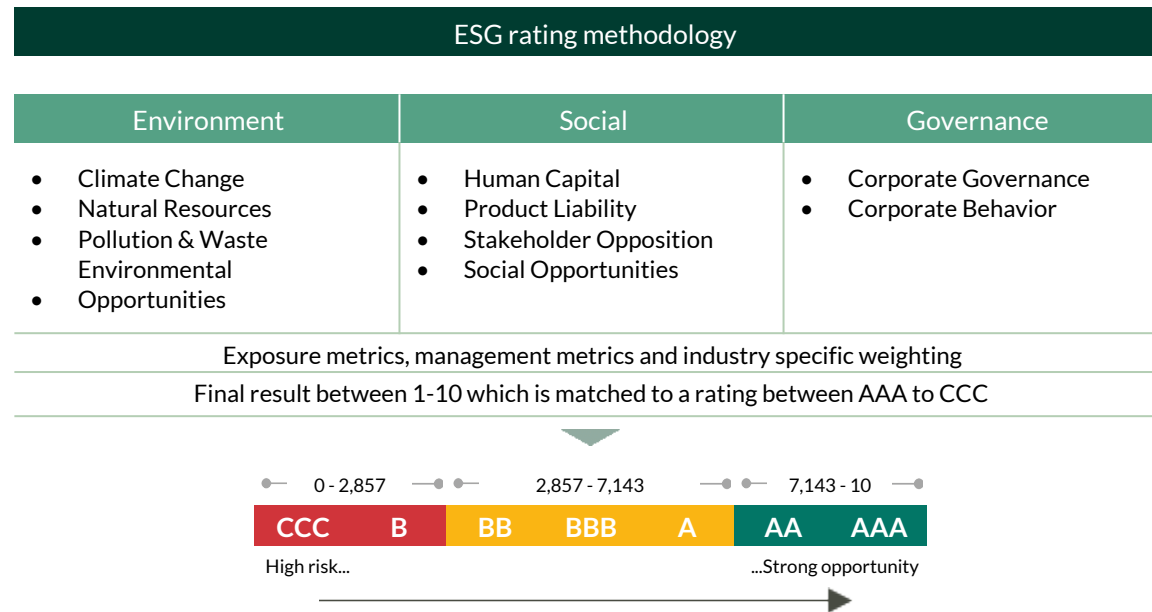
2 | ESG ratings

- Usage of MSCI data based on a « Best-in-Class » approach: a **bottom-up**, stock-picking approach that favors top-rated companies in their peer group.
- All titles considered for investments have at least a BB rating

3 | Dialogue and engagement

- Systematic dialogue with low-ESG rated issuer
- Engagement for upgrade

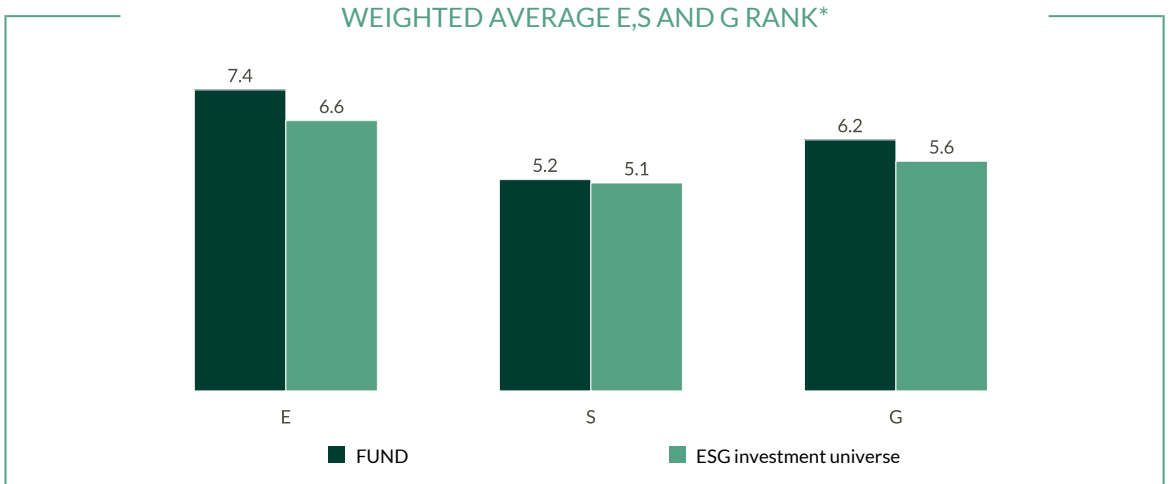
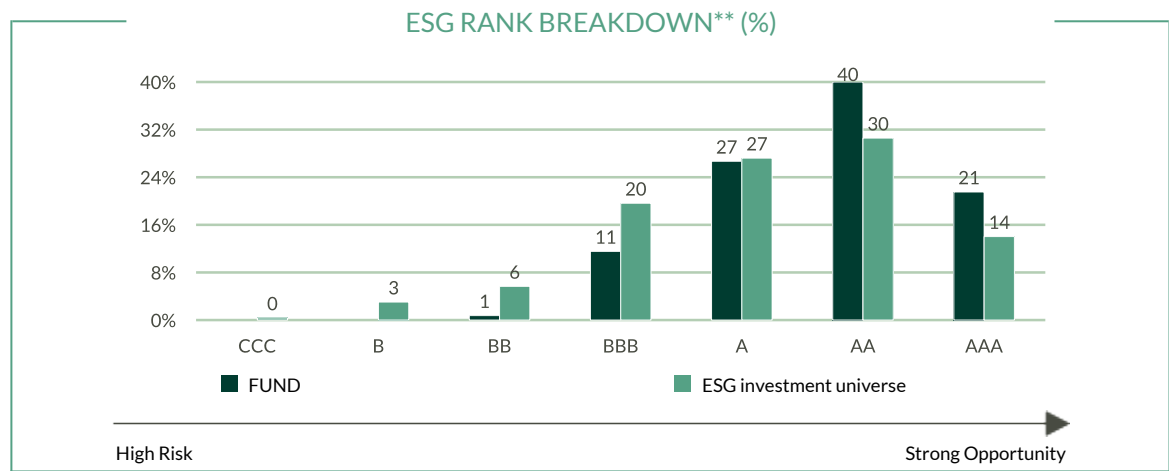
ESG integration at ODDO BHF Asset Management



ESG* Consolidated Indicators



ESG Rating		
	FUND	ESG investment universe
	Apr 24	Apr 24
ESG Quality Score	7.5	6.8
MSCI ESG rating	AA	A
ESG coverage**	96.8%	98.5%



	FUND	ESG investment universe
	April 2024	April 2024
Human capital	5.8	5.3
Coverage ratio	91.5%	98.5%
Corporate Governance	7.2	6.6
Coverage ratio	92.7%	98.5%

ESG investment universe : 100% MSCI ACWI Net Total Return EUR Index

*ESG: Environmental, Social, Governance

** rebased on the rated part of the fund | rating according to MSCI from CCC (High Risk) to AAA (Strong Opportunity)

This is not an investment recommendation. The fund bears the risk of capital loss.

©2021 MSCI ESG Research LLC. Reproduced by permission

Equity Bucket composition



Main portfolio holdings				
	Sector	Country	Weight in the portfolio (%)	MSCI ESG rating
Thermo Fisher Scientific Inc	Health Care	USA	2.66	BBB
Wolters Kluwer	Consumer Discretionary	Netherlands	2.63	AAA
Oddo Bhf Emerging Markets Ciw-Eur	Others	Luxembourg	2.59	AA
Synopsys Inc	Technology	USA	2.58	AA
Alphabet Inc-CI C	Technology	USA	2.56	BBB

Sector breakdown and ESG ranks										
Sector	Weight %	Average ESG score**	CCC	B	BB	BBB	A	AA	AAA	
Technology	25.9%	7.5	-	-	-	14.0%	31.6%	29.3%	25.1%	
Industrials	23.7%	7.7	-	-	-	3.6%	30.4%	44.0%	22.0%	
Consumer Discretionary	17.1%	7.7	-	-	-	14.9%	22.7%	28.6%	33.9%	
Health Care	14.1%	7.1	-	-	-	42.0%	6.2%	36.8%	15.0%	
Financials	10.2%	8.5	-	-	-	-	-	40.7%	59.3%	
Consumer Staples	4.6%	7.9	-	-	-	-	27.1%	33.5%	39.4%	
Oil & Gas	1.9%	8.5	-	-	-	-	-	100.0%	-	
Basic Materials	1.4%	6.8	-	-	-	-	100.0%	-	-	
Telecommunications	1.1%	7.7	-	-	-	-	-	100.0%	-	

** rebased on the rated part of the fund | rating according to MSCI from CCC (High Risk) to AAA (Strong Opportunity)

This is not an investment recommendation. The fund bears the risk of capital loss.

©2021 MSCI ESG Research LLC. Reproduced by permission

Equity Bucket



TOP 10 ESG rank				
	Sector	Country	Weight in the portfolio (%)	MSCI ESG rating
Wolters Kluwer	Consumer Discretionary	Netherlands	2.63	AAA
Relx Plc	Consumer Discretionary	United Kingdom	2.55	AAA
Axa Sa	Financials	France	2.47	AAA
Schneider Electric Se	Industrials	France	2.44	AAA
Novo Nordisk A/S-B	Health Care	Denmark	2.01	AAA
Texas Instruments Inc	Technology	USA	2.00	AAA
Asml Holding Nv	Technology	Netherlands	1.86	AAA
Deutsche Boerse Ag	Financials	Germany	1.82	AAA
Unilever Plc	Consumer Staples	United Kingdom	1.73	AAA
Zurich Insurance Group Ag	Financials	Switzerland	1.49	AAA
Subtotal top 10	-	-	20.99	-

This is not an investment recommendation. The fund bears the risk of capital loss.

©2021 MSCI ESG Research LLC. Reproduced by permission

Equity Bucket



BOTTOM 10 ESG rank				
	Sector	Country	Weight in the portfolio (%)	MSCI ESG rating
Thermo Fisher Scientific Inc	Health Care	USA	2.66	BBB
Alphabet Inc-Cl C	Technology	USA	2.56	BBB
Amazon.Com Inc	Consumer Discretionary	USA	2.43	BBB
Stryker Corp	Health Care	USA	1.81	BBB
Becton Dickinson And Co	Health Care	USA	1.18	BBB
Fortinet Inc	Technology	USA	0.90	BBB
Lifco Ab-B Shs	Industrials	Sweden	0.82	BBB
Amphenol Corp-Cl A	Technology	USA	2.29	A
Capgemini Se	Technology	France	2.28	A
Broadcom Inc	Technology	USA	2.00	A
Subtotal bottom 10	-	-	18.93	-

This is not an investment recommendation. The fund bears the risk of capital loss.

©2021 MSCI ESG Research LLC. Reproduced by permission

Bond Bucket composition



Main portfolio holdings				
	Segment	Country	Weight in the portfolio (%)	MSCI ESG rating
Oddo Bhf Euro Credit Short Duration Cp-Eur	Cash	Luxembourg	3.01	A
Unilever Finance 2,25% 05/2034	Investment Grade	Netherlands	2.21	AAA
Roche Holdings, Inc. 3,586% 12/2036	Investment Grade	Netherlands	2.20	A
Assa Abloy Ab 4,125% 09/2035	Investment Grade	Sweden	2.20	AA
Lvmh Moët Hennessy Louis Vuitt 3,5% 09/2033	Investment Grade	France	2.20	AA

Segment breakdown and ESG ranks										
Segment	Weight %	Average ESG score**	CCC	B	BB	BBB	A	AA	AAA	
Investment Grade	97.3%	7.4	-	-	1.8%	8.2%	29.8%	44.7%	15.4%	
Quasi Gov. Bonds	1.7%	7.1	-	-	-	-	100.0%	-	-	
Covered Bonds	1.0%	9.5	-	-	-	-	-	-	100.0%	

** rebased on the rated part of the fund | rating according to MSCI from CCC (High Risk) to AAA (Strong Opportunity). All the titles with a B rating have an E,S, and G pillars score higher than 3,0

This is not an investment recommendation. The fund bears the risk of capital loss.

©2021 MSCI ESG Research LLC. Reproduced by permission

Bond Bucket



TOP 10 ESG rank				
	Segment	Country	Weight in the portfolio (%)	MSCI ESG rating
Unilever Finance 2,25% 05/2034	Investment Grade	Netherlands	2.21	AAA
Coca-Cola Co/The 0.38% 03/2033	Investment Grade	USA	2.10	AAA
Diageo Finance Plc 2.50% 03/2032	Investment Grade	United Kingdom	1.88	AAA
Mondi Finance Plc 1.63% 04/2026	Investment Grade	United Kingdom	1.54	AAA
Deutsche Börse Ag Eusa5 06/2047	Investment Grade	Germany	1.41	AAA
Merck Kgaa Euamdb05 06/2075	Investment Grade	Germany	1.39	AAA
Dassault Systemes Se 0.13% 09/2026	Investment Grade	France	1.30	AAA
Deutsche Pfandbriefbank Ag 1,75% 03/2027	Covered Bonds	Germany	0.95	AAA
Adidas Ag 2.25% 10/2026	Investment Grade	Germany	0.82	AAA
3M Company 2.88% 10/2027	Investment Grade	USA	0.54	AAA
Subtotal top 10	-	-	14.15	-

This is not an investment recommendation. The fund bears the risk of capital loss.

©2021 MSCI ESG Research LLC. Reproduced by permission

Bond Bucket



BOTTOM 10 ESG rank				
	Segment	Country	Weight in the portfolio (%)	MSCI ESG rating
Netflix, Inc. 3,88% 11/2029	Investment Grade	USA	1.64	BB
Thermo Fisher Scientific Inc 0.75% 09/2024	Investment Grade	USA	1.82	BBB
Spdr Bbg Barc Em Local Bnd	Emerging Mkts Bonds	Ireland	1.71	BBB
Deutsche Telekom Int Fin 1.50% 04/2028	Investment Grade	Netherlands	1.69	BBB
Seb Sa 1.50% 05/2024	Investment Grade	France	1.58	BBB
Becton Dickinson Euro 1.21% 06/2026	Investment Grade	Luxembourg	1.35	BBB
Thermo Fisher Scientific Inc 2.88% 07/2037	Investment Grade	USA	1.14	BBB
Oddo Bhf Global Credit Short Duration Cf-Eur	Cash	Luxembourg	0.91	BBB
Oddo Bhf Euro Credit Short Duration Cp-Eur	Cash	Luxembourg	3.01	A
Roche Holdings, Inc. 3,586% 12/2036	Investment Grade	Netherlands	2.20	A
Subtotal bottom 10	-	-	17.05	-

This is not an investment recommendation. The fund bears the risk of capital loss.

©2021 MSCI ESG Research LLC. Reproduced by permission



Carbon intensity (Scope 1 + 2)

Weighted carbon intensity (tCO2e / €m turnover) - Global portfolio			
	FUND		ESG investment universe
	April 2024		April 2024
Weighted carbon intensity	42.6		135.7
Coverage ratio	96.8%		100.0%

Weighted carbon intensity (tCO2e / €m turnover) - Equity Bucket			
	FUND		ESG investment universe
	April 2024		April 2024
Weighted carbon intensity	19.7		135.7
Coverage ratio	98.4%		100.0%

Weighted carbon intensity (tCO2e / €m turnover) - Bond Bucket			
	FUND		ESG investment universe
	April 2024		April 2024
Weighted carbon intensity	70.6		-
Coverage ratio	100.0%		-

ESG investment universe : 100% MSCI ACWI Net Total Return EUR Index

Carbon metrics methodology: We updated our methodology of carbon intensity calculation. Starting January 31st, 2023, when reported carbon values are unavailable or inconsistent, estimated carbon values are used. The estimations are based on average carbon value (scope 1+2 emissions) of sectoral peers as a function of revenues




* Carbon intensity: tCO2e / €m turnover)

This is not an investment recommendation. The fund bears the risk of capital loss.

©2021 MSCI ESG Research LLC. Reproduced by permission

ESG characteristics



	FUND		ESG investment universe		UN SDGs*	
	April 2024	Coverage	April 2024	Coverage		
Environment						
Fossil fuel exposure	1.0%	2.7%	7.0%	7.0%		
Carbon solutions exposure "green part"	31.7%	32.0%	40.7%	40.6%		
Human Rights						
Implementation of Human rights policy	98.4%	91.9%	92.4%	97.5%		

ESG investment universe : 100% MSCI ACWI Net Total Return EUR Index

*United Nations Sustainable Development Goals
 All the indicators are explained in the glossary page 17
 ©2021 MSCI ESG Research LLC. Reproduced by permission



Glossary - Definition of impact measurement indicators

ESG Quality Score

This score represents the weighted average of the ESG scores for each position in the portfolio.

Human capital

The Human Capital Theme Score represents the weighted average of the scores for all Issues that fall under the Human Capital Theme: Labor Management, Health and Safety, Human Capital Development, and Supply Chain Labor Standards.

Corporate Governance

This key issue evaluates the extent to which companies' corporate governance practices in specific governance areas – audit, board, compensation/remuneration, shareholder rights -- pose financial risks to shareholders.

Generation Fossil Fuels

Source MSCI: This factor identifies the maximum percentage of revenue (either reported or estimated) that a company derives from the fossil fuel (thermal coal, liquid fuel and natural gas) based power generation.

Environmental Impact Solutions

Source MSCI: This field represents the total of all revenues derived from any of the six environmental impact themes including alternative energy, energy efficiency, green building, pollution prevention, sustainable water, or sustainable agriculture.

Carbon intensity

This figure represents the company's most recently reported or estimated Scope 1 + Scope 2 greenhouse gas emissions normalized by sales in USD, which allows for comparison between companies of different sizes.

Carbon metrics methodology: We updated our methodology of carbon intensity calculation.

Starting January 31st, 2023, when reported carbon values are unavailable or inconsistent, estimated carbon values are used.

The estimations are based on average carbon value (scope 1+2 emissions) of sectoral peers as a function of revenues

Implementation of Human rights policy

Percentage of companies in the portfolio that have implemented one or more initiatives to protect human rights compared to the benchmark.

Unit characteristics details



	ISIN code	Bloomberg code	WKN code	Currency	Dividend policy	Minimum (initial) investment	Later minimal subscription	Subscription fees	Redemption fees	Management fees	Performance fees
CI-EUR	LU2192035868	ODEPBCE LX	A2P8BQ	EUR	Accumulation unit	10000000 EUR	1 thousandth of a unit	Nil	Nil	0,6% p.a.	10% of the excess performance of the units versus the performance of €STER plus 400 basis points at the end of each accounting period.
CIw-EUR	LU2032046984	ODBPBCE LX	A2PN0X	EUR	Accumulation unit	10000000 EUR	1 thousandth of a unit	Nil	Nil	0.70% p.a.	N/A
CN-CHF[H]	LU2192035785	ODEPBCC LX	A2P8BP	CHF	Accumulation unit	100 CHF	1 thousandth of a unit	3 % (maximum)	Nil	1,15% p.a.	10% of the excess performance of the units versus the performance of €STER plus 400 basis points at the end of each accounting period. During the fund's last financial year, this rate was 0.40%.
CN-EUR	LU1849527855	ODBPBCN LX	A2JPT5	EUR	Accumulation unit	100 EUR	1 thousandth of a unit	3 % (maximum)	Nil	1.15% p.a.	10% of the excess performance of the units versus the performance of €STER plus 400 basis points at the end of each accounting period.
CR-EUR	LU1849527939	ODBPBCR LX	A2JPT4	EUR	Accumulation unit	100 EUR	1 thousandth of a unit	3 % (maximum)	Nil	1.30% p.a.	10% of the excess performance of the units versus the performance of €STER plus 400 basis points at the end of each accounting period.
CRw-EUR	LU1864504425	OBPBCRW LX	A2JR3D	EUR	Accumulation unit	100 EUR	1 thousandth of a unit	3 % (maximum)	Nil	1.40% p.a.	N/A
DI-EUR	LU2192035603	ODEPBDE LX	A2P8BN	EUR	Distribution unit	10000000 EUR	1 thousandth of a unit	Nil	Nil	0,6% p.a.	10% of the excess performance of the units versus the performance of €STER plus 400 basis points at the end of each accounting period.



Unit characteristics details

	ISIN code	Bloomberg code	WKN code	Currency	Dividend policy	Minimum (initial) investment	Later minimal subscription	Subscription fees	Redemption fees	Management fees	Performance fees
DIw-EUR	LU2192035512	ODEPDIW LX	A2P8BM	EUR	Distribution unit	10000000 EUR	1 thousandth of a unit	Nil	Nil	0.70% p.a.	N/A
DNw-EUR	LU1781769358	BHVBDNE LX	A2JEN8	EUR	Distribution unit	100 EUR	1 thousandth of a unit	3 % (maximum)	Nil	1.25% p.a.	N/A
DRW-EUR	LU0319574272	BHFVLBL LX	A0M08R	EUR	Distribution unit	100 EUR	1 thousandth of a unit	3 % (maximum)	Nil	1.40% p.a.	N/A
GCw-EUR	LU1849528077	OBPBGCW LX		EUR	Accumulation unit	100 EUR	1 thousandth of a unit	3 % (maximum)	Nil	0.90% p.a.	n/a



DISCLAIMER

Although ODDO BHF Asset Management and its information providers, including without limitation, MSCI ESG Research LLC and its affiliates (the "ESG Parties"), obtain information (the "Information") from sources they consider reliable, none of the ESG Parties warrants or guarantees the originality, accuracy and/or completeness, of any data herein and expressly disclaim all express or implied warranties, including those of merchantability and fitness for a particular purpose. The Information may only be used for your internal use, may not be reproduced or re-disseminated in any form and may not be used as a basis for, or a component of, any financial instruments or products or indices. Further, none of the information can in and of itself be used to determine which securities to buy or sell or when to buy or sell them. None of the ESG Parties shall have any liability for any errors or omissions in connection with any data herein, or any liability for any direct, indirect, special, punitive, consequential or any other damages (including lost profits) even if notified of the possibility of such damages.

If ODDO BHF Asset Management GmbH receives any rebates on the management fee of target funds or other assets, ODDO BHF Asset Management GmbH undertakes to fully remit such payment to the investor or the fund. If ODDO BHF Asset Management GmbH performs services for an investment product of a third party, ODDO BHF Asset Management GmbH will be compensated by the relevant company. Typical services are investment management or sales activities for funds established by a different investment management company. Normally, such compensation is calculated as a percentage of the management fee (up to 100%) of the respective fund, calculated on the basis of such fund's assets managed or distributed by ODDO BHF Asset Management GmbH. This may result in the risk that the investment advice given may not be consistent with the investor's interest. The amount of the management fee is published in the prospectus of the respective fund. Further details are available upon request. It is further intended solely for persons based in countries in which the respective funds are registered for distribution or in which such registration is not required. The shares of the fund have not been registered under the United States Securities Act of 1933, as amended (the "1933 Act"); they may therefore not be publicly offered or sold in the United States of America or to US citizens or any US residents. This publication is intended as marketing instrument and does not satisfy the statutory requirements regarding the impartiality of a financial analysis, and the financial instruments concerned are not subject to any prohibition of trading in advance of the publication of this presentation.

The information, data, analyses and opinions with reference to Morningstar contained herein (1) include the confidential and proprietary information of Morningstar, (2) may not be copied or redistributed, (3) do not constitute investment advice offered by Morningstar, (4) are provided solely for informational purposes and therefore are not an offer to buy or sell a security, and (5) are not warranted to be correct, complete or accurate. Except as otherwise required by law, Morningstar shall not be responsible for any trading decisions, damages or other losses resulting from, or related to, this information, data, analyses or opinions or their use. This report is supplemental sales literature, and therefore must be preceded or accompanied by a prospectus and disclosure statement. STOXX Limited ("STOXX") is the source of any aforementioned STOXX index and the data comprised therein. STOXX has not been involved in any way in the creation of any reported information and does neither warrant nor assume any liability whatsoever – including without limitation the accuracy, adequateness, correctness, completeness, timeliness, and fitness for any purpose – with respect to any reported information. Any dissemination or further distribution of any such information pertaining to STOXX is prohibited.



ODDO BHF

ASSET MANAGEMENT

ODDO BHF AM LUX

Portfolio management company approved by Commission de Surveillance du Secteur Financier (CSSF), Commercial register: B 29891,6, rue Gabriel Lippmann –
L-5365 Munsbach, Luxembourg – Phone: +352 45 76 76 1

AM.ODDO-BHF.COM