

ODDO BHF Algo Global

CRw-EUR - Eur | QUANTITATIVE EQUITIES - MULTIFACTOR - GLOBAL

Assets Under Management 263.3 M€
NAV per Unit 67.42€
Evolution vs M-1 -0.11€

Category Global Large-Cap Blend Equity
Morningstar™ ★★★★★
Rating at 9/30/19

① ② ③ ④ ⑤ ⑥ ⑦
Risk/return scale (1)

Countries in which the fund is authorised for distribution to the public:

FR CHE DEU AUT

Portfolio Managers

Thierry Misamer, Thomas Höhenleiter

Key features

Benchmark: 100% MSCI World (EUR, Net return)

Recommended investment horizon: 5 Years

Inception date of the fund: 1/2/98

Initial date of performance: 9/30/05

Legal structure	UCITS
ISIN code	DE0009772988
Bloomberg code	METDWAK GR
Currency	Euro
Dividend policy	Accumulation units
Minimum (initial) investment	100 EUR
Subscription fees	5 % (maximum)
Redemption fees	Nil
Management fees	1.50 %
Performance fees	None
Ongoing charges	1.92%
Management company	ODDO BHF AM GmbH

Custodian	Bank of New York Mellon SA/ NV Ndl Frankfurt
Administration and Accounting	ODDO BHF AM GmbH
Subscriptions/ redemptions	2:00pm, D
NAV calculation frequency	Daily

Technical and risk indicators*

	3 years	5 years
Jensen's Alpha	0.42%	0.63%
Sharpe ratio	0.84	0.70
Information ratio	-0.25	-0.19
Tracking Error	5.42%	7.82%
Beta	0.84	0.81
Correlation	0.90	0.85

Investment strategy

"ODDO BHF Algo Global invests in the equity securities of promising global companies. The security selection process is based on a proprietary quantitative approach (Algo 5), that considers the fundamental data of stocks in the MSCI World Index in regard to valuation, momentum, risk, growth and earnings revisions. The portfolio is comprised of the best stocks in these categories and is reviewed regularly. The investment policy aims for longer-term capital appreciation. ODDO BHF Algo Global can be used for diversification by investors with an aggressive investment strategy who want to capture the potential of the global equity market."

Annual performance (rolling 12 months)

from	10/31/14	10/30/15	10/31/16	10/30/17	10/31/18
to	10/30/15	10/31/16	10/30/17	10/31/18	10/31/19
Fund	11.8%	3.8%	19.8%	-3.0%	13.3%
Benchmark	15.4%	2.0%	15.6%	3.9%	14.5%

Past performance is not an indication of future results. Performance may vary over time.

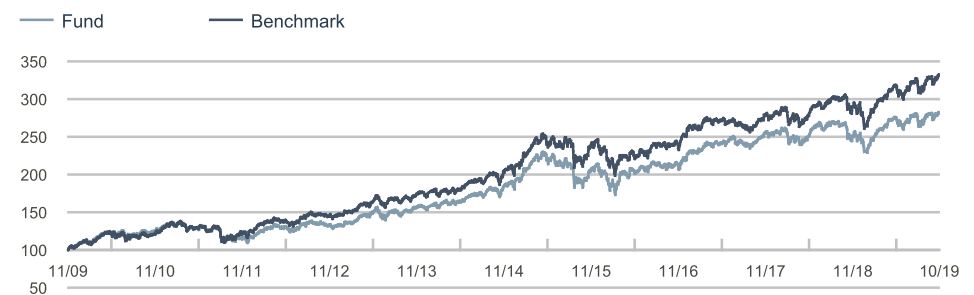
Calendar performance (from january 01 to december 31)

	2014	2015	2016	2017	2018
Fund	22.8%	5.2%	11.6%	11.7%	-9.6%
Benchmark	19.5%	10.4%	10.7%	7.5%	-4.8%

Performance Analysis

	Annualized performance			Cumulative performance					
	3 years	5 years	10 years	1 month	YTD	1 year	3 years	5 years	10 years
Fund	9.6%	8.9%	10.6%	-0.2%	21.8%	13.3%	31.7%	52.9%	175.1%
Benchmark	11.2%	10.1%	12.7%	0.2%	24.5%	14.5%	37.5%	61.9%	230.2%

10-year change in performance (base 100)



Annualized volatility

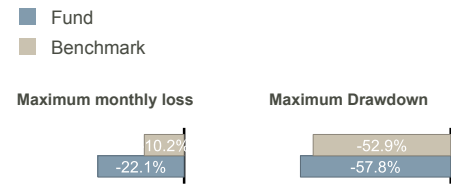
	1 year	3 years	5 years
Fund	12.73%	11.53%	13.79%
Benchmark	14.26%	12.37%	14.39%

*Definitions of the financial indicators used are available for download on the website www.am.oddo-bhf.com under the heading "Regulatory information".

Sources : ODDO BHF AM SAS, Bloomberg, Morningstar®

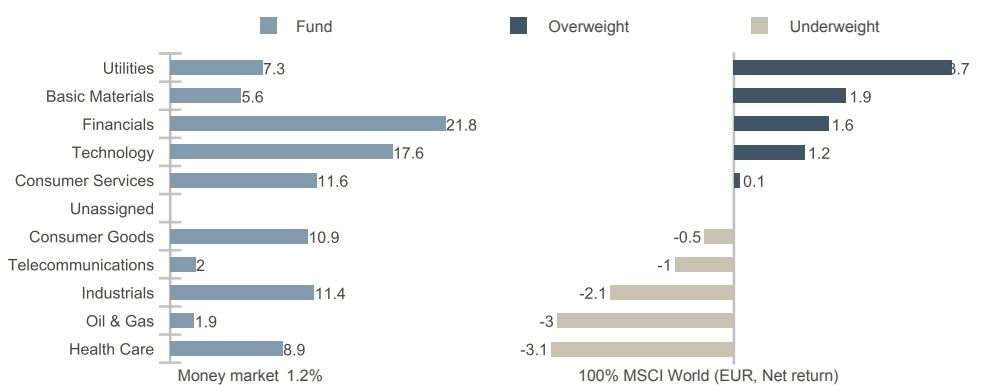
(1) Risk/return scale in a range from 1 (lowest risk) to 7 (highest risk). This indicator is not constant and is updated if the risk/reward profile of the fund changes over time. The lowest category does not mean a risk-free investment. Historical data, such as is used to calculate the risk/return ratio, may not be a reliable indication of the future risk profile of the Fund. There is no guarantee that the management objectives in terms of risk and return will actually be met.

Maximal losses (since inception)

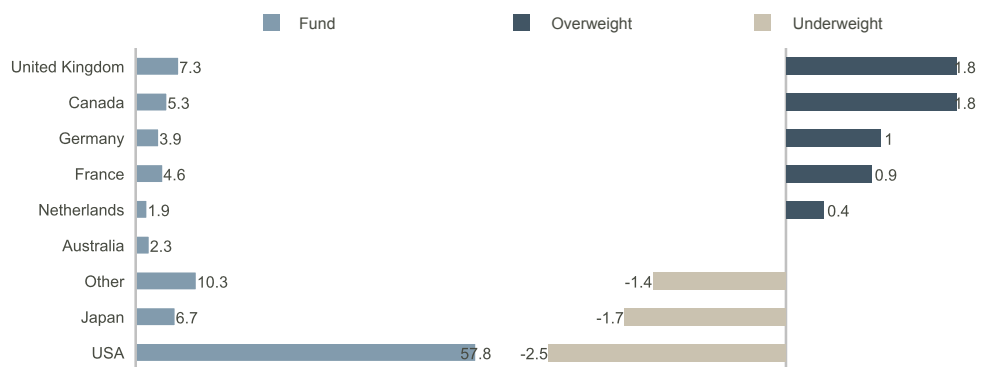


Past performance is not an indication of future results. Performance may vary over time.

Sector breakdown: portfolio vs benchmark(%)



Geographic breakdown: portfolio vs benchmark(%)



The fund is exposed to the following risks : modelling risk, operational risks including custody risk, credit risk

This document has been drawn up by ODDO BHF ASSET MANAGEMENT GmbH for market communication. Its communication to any investor is the responsibility of each promoter, distributor or advisor. Potential investors are invited to consult an investment advisor before subscribing to the fund regulated by the Bundesanstalt für Finanzdienstleistungsaufsicht (BaFin). The investor is informed that the fund presents a risk of capital loss, but also many risks linked to the financial instruments/strategies in the portfolio. In case of subscription, investors must consult the Key Investor Information Document (KIID) and the fund's prospectus in order to acquaint themselves with the detailed nature of any risks incurred. The value of the investment may vary both upwards and downwards and may not be returned in full. The investment must be made in accordance with investors' investment objectives, their investment horizon and their capacity to deal with the risk arising from the transaction. ODDO BHF AM cannot be held responsible for any direct or indirect damages resulting from the use of this document or the information contained in it. This information is provided for indicative purposes and may be modified at any moment without prior notice. Investors are reminded that past performance is not a reliable indication of future returns and is not constant over time. Performances are presented net of fees except the potential subscription fee charged by the distributor and the local taxes. Any opinions presented in this document result from our market forecasts on the publication date. They are subject to change according to market conditions and ODDO BHF ASSET MANAGEMENT GmbH shall not in any case be held contractually liable for them. The net asset values presented in this document are provided for indicative purposes only. Only the net asset value marked on the transaction statement and the securities account statement is authoritative. Subscriptions and redemptions of mutual funds are processed at an unknown asset value. The Key Investor Information Document (DEU, FR, GB) and the prospectus (DEU, FR, GB) are available free of charge from ODDO BHF ASSET MANAGEMENT GmbH or at www.am.oddo-bhf.com or at authorized distributors. The annual and interim reports are available free of charge from ODDO BHF ASSET MANAGEMENT GmbH or on its internet site www.am.oddo-bhf.com. If the fund is licensed for sale in Switzerland, the representative there is ACOLIN Fund Services AG, Affolternstrasse 56, 8050 Zurich. Paying agent is ODDO BHF (Switzerland) Ltd., Schulhausstrasse 6, 8027 Zurich, Switzerland. Further useful information regarding the fund, the Sales Prospectus including the Fund Rules, the Key Investor Information Document as well as the annual and half-yearly reports will also be available there free of charge and in the German language.

If ODDO BHF Asset Management GmbH receives any rebates on the management fee of target funds or other assets, ODDO BHF Asset Management GmbH undertakes to fully remit such payment to the investor or the fund. If ODDO BHF Asset Management GmbH performs services for an investment product of a third party, ODDO BHF Asset Management GmbH will be compensated by the relevant company. Typical services are investment management or sales activities for funds established by a different investment management company. Normally, such compensation is calculated as a percentage of the management fee (up to 100%) of the respective fund, calculated on the basis of such fund's assets managed or distributed by ODDO BHF Asset Management GmbH. This may result in the risk that the investment advice given may not be consistent with the investor's interest. The amount of the management fee is published in the prospectus of the respective fund. Further details are available upon request. It is further intended solely for persons based in countries in which the respective funds are registered for distribution or in which such registration is not required. The shares of the fund have not been registered under the United States Securities Act of 1933, as amended (the "1933 Act"); they may therefore not be publicly offered or sold in the United States of America or to US citizens or any US residents. This publication is intended as marketing instrument and does not satisfy the statutory requirements regarding the impartiality of a financial analysis, and the financial instruments concerned are not subject to any prohibition of trading in advance of the publication of this presentation.

Copyright © Morningstar, Inc. All Rights Reserved. The information, data, analyses and opinions with reference to Morningstar contained herein (1) include the confidential and proprietary information of Morningstar, (2) may not be copied or redistributed, (3) do not constitute investment advice offered by Morningstar, (4) are provided solely for informational purposes and therefore are not an offer to buy or sell a security, and (5) are not warranted to be correct, complete or accurate. Except as otherwise required by law, Morningstar shall not be responsible for any trading decisions, damages or other losses resulting from, or related to, this information, data, analyses or opinions or their use. This report is supplemental sales literature, and therefore must be preceded or accompanied by a prospectus and disclosure statement. STOXX Limited ("STOXX") is the source of any aforementioned STOXX index and the data comprised therein. STOXX has not been involved in any way in the creation of any reported information and does neither warrant nor assume any liability whatsoever – including without limitation the accuracy, adequateness, correctness, completeness, timeliness, and fitness for any purpose – with respect to any reported information. Any dissemination or further distribution of any such information pertaining to STOXX is prohibited.