

ODDO BHF US Equity Active UCITS ETF

29 MAY 2026

C - Usd | Active Etf's - Equities - US

Assets Under Management	94 M\$	Morningstar™ Category:	① ② ③ ④ ⑤ ⑥ ⑦
NAV per Unit	11.32\$	US Large-Cap Blend Equity	Risk scale (1)
Evolution vs M-1	0.45\$	Rating at 3/31/26	6 8 9
			SFDR Classification ²

Countries in which the fund is authorised for distribution to the public:

FR IT CHE DEU AUT IE GBR

PORTFOLIO MANAGERS

Stefan Braun, Karsten Seier, Steffen Fuchs

MANAGEMENT COMPANY

HANetf Management limited

KEY FEATURES

Recommended investment horizon: 5 Years

Inception date (1st NAV): 11/4/25

Inception date of the fund: 11/4/25

Legal structure	Sub-fund of the HANetf ICAV 1
ISIN code	IE000YR7N5U8
Bloomberg code	OBUSFP
Fund management approach	Active
UCITS Eligible	Yes
Dividend policy	Accumulation unit
Minimum (initial) investment	N/A
Management company (by delegation)	ODDO BHF AM GmbH
Subscriptions/redemptions	4:30pm, D
Valuation	Daily
Management fees	Up to 0.35% (inclusive of tax) of the net assets
Performance fees	N/A
Subscription fees	Nil
Redemption fees	3 % (maximum)
Management fees and other administrative or operating costs	0.35 % (**)

INVESTMENT STRATEGY

The fund seeks long-term capital growth by investing in a diversified portfolio of large and mid cap US equities, primarily within the S&P 500 Index (70% at least). The fund employs a proprietary quantitative model that captures persistent market trends using a smart momentum strategy. This systematic, rule-based process ensures disciplined stock selection while maintaining flexibility to adapt to changing market dynamics. The approach is complemented by robust risk management and ESG integration, aligning with Article 8 SFDR standards. The strategy offer to investors a time-tested and actively managed solution within a cost-efficient ETF wrapper.

Benchmark : 100% S&P 500 Net TR USD

Change in Net Asset Value since 11/4/25	
Initial NAV	10.00\$
NAV at 5/29/26	11.32\$

The initial NAV date is 11/4/25

As the share class was launched less than 12 months ago, we are not permitted by the regulations to disclose its performance.

Calendar performance (from January 01 to December 31)										
	2016	2017	2018	2019	2020	2021	2022	2023	2024	2025

Fund										
Benchmark										

Cumulative and annualized net returns										
	Annualized performance			Cumulative performance						
	3 years	5 years	Inception	1 M	YTD	1 year	3 years	5 years	Inception	

FUND	-	-	-
Benchmark	-	-	-

Past performance is not an indication of future results. Performance may vary over time.

Annualized volatility			
	1 year	3 years	5 years

FUND			
Benchmark			

*The glossary of indicators used is available for download on www.am.oddo-bhf.com in the Information section. | Sources : ODDO BHF AM SAS, Bloomberg, Morningstar® Sustainalytics provides company-level analysis used in the calculation of Morningstar's Sustainability Score.

(1) The summary risk indicator (SRI) is a guide to the level of risk of this product compared to other products. It shows how likely it is that the product will lose money because of movements in the market or because we are not able to pay you. It ranges from 1 (low risk) to 7 (high risk). This indicator is not constant and will change according to the fund's risk profile. The lowest category does not mean risk-free. Historical data, such as that used to calculate the SRI, may not be a reliable indication of the fund's future risk profile. There is no guarantee that the investment objectives in terms of risk will be achieved..

(**) The ongoing charges are based on the charges for the previous period. Estimates are drawn up for all funds that have not yet closed their first accounting period

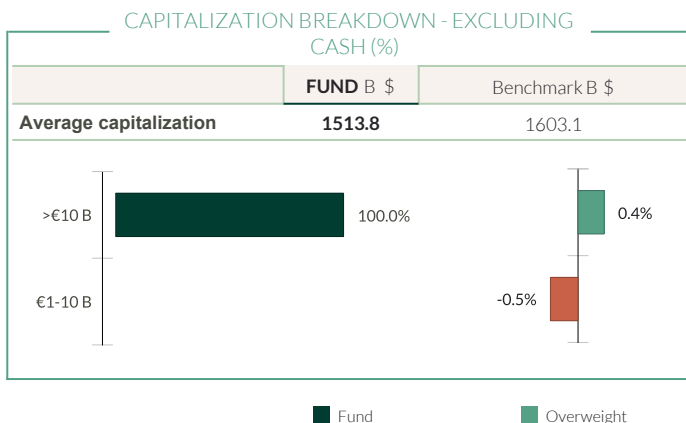
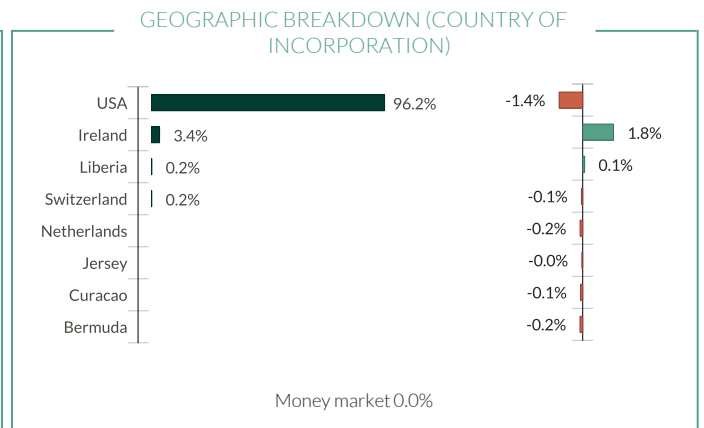
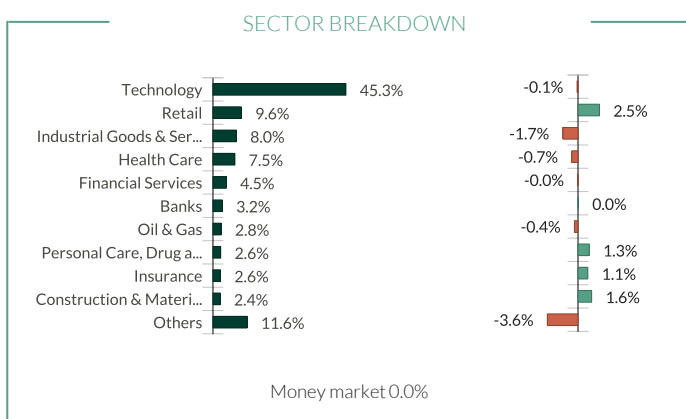
(2) Information on the EU Sustainable Finance Disclosure Regulation (SFDR) can be found in the SFDR classification(2) section of the document.

ODDO BHF US Equity Active UCITS ETF

29 MAY 2026

C - Usd | Active Etf's - Equities - US

Risk measurement	1 Year
Sharpe ratio	-
Information ratio	-
Tracking Error (%)	-
Beta	-
Correlation coefficient (%)	-
Jensen's Alpha (%)	-



Weighted carbon intensity (tCO2e / €m turnover)

	FUND	Benchmark
Weighted carbon intensity	120.3	89.4
Coverage ratio	100.0%	100.0%

Source MSCI. We use scopes 1 (direct emissions) and 2 (indirect emissions related to electricity, heat or steam consumption) to calculate the carbon intensity, expressed in tonnes of CO2 equivalent per million € of revenues. Cash and derivatives are not covered. Carbon metrics methodology: see details on page 3

ODDO BHF US Equity Active UCITS ETF

29 MAY 2026

C - Usd | Active Etf's - Equities - US

Main portfolio holdings					
	Weight in the fund (%)	Weight in the benchmark (%)	Country	Sector	MSCI ESG rating
Nvidia Corp	8.25	7.90	USA	Technology	AA
Apple Inc	5.70	7.05	USA	Technology	BBB
Microsoft Corp	4.26	5.15	USA	Technology	AA
Alphabet Inc-CI A	3.66	3.41	USA	Technology	BBB
Broadcom Inc	3.40	3.26	USA	Technology	AA
Amazon.Com Inc	3.21	4.07	USA	Retail	BBB
Alphabet Inc-CI C	2.76	2.71	USA	Technology	BBB
Western Digital Corp	2.14	0.28	USA	Technology	AAA
Wal-Mart Stores Inc	2.14	0.78	USA	Retail	BBB
Jpmorgan Chase & Co	2.12	1.24	USA	Banks	A

Number of holdings 107

Main bought / added positions		
Casey'S General Stores Inc	Bought	+0.91%
Advanced Micro Devices	Bought	+0.68%
Intel Corp	Bought	+0.51%
Cf Industries Holdings Inc	Bought	+0.42%
Palo Alto Networks Inc	Bought	+0.33%

Main sold / reduced positions		
Cintas Corp	Sold	-0.76%
Booking Holdings Inc	Sold	-0.25%
Motorola Solutions Inc	Sold	-0.24%
Take-Two Interactive Softwre	Sold	-0.15%
Cardinal Health Inc	Reduced	-0.28%

ODDO BHF US Equity Active UCITS ETF

29 MAY 2026

C - Usd | Active Etf's - Equities - US

SUSTAINABLE REPORT - OVERVIEW

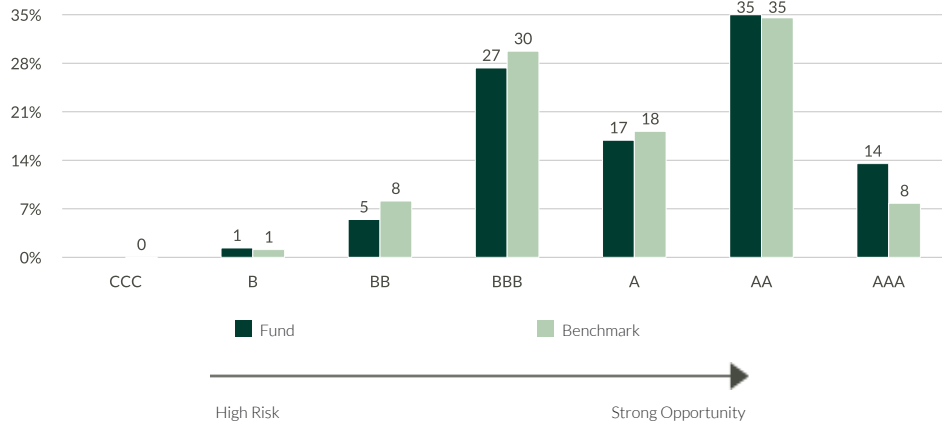
ESG Rating		
	FUND	Benchmark
	May 26	May 26
MSCI ESG rating	A	A
ESG coverage**	100.0%	99.9%

Benchmark : 100% S&P 500 Net TR USD

WEIGHTED AVERAGE E,S AND G RANK*



ESG RANK BREAKDOWN** (%)



TOP 5 ESG rank				
	Sector	Country	Weight in the fund (%)	MSCI ESG rating
Western Digital Corp	Technology	USA	2.14	AAA
Bank Of New York Mellon Corp	Financial Services	USA	1.85	AAA
Cardinal Health Inc	Health Care	USA	1.19	AAA
Williams Cos Inc	Oil & Gas	USA	1.18	AAA
Hartford Financial Svcs Grp	Insurance	USA	0.99	AAA
Subtotal top 5	-	-	7.36	-

SUSTAINABLE REPORT - METHODOLOGY

ODDO BHF AM considers that measuring the environmental, social and governance impact of an investment is an essential step in disseminating good practices in ESG integration. To do this, it is imperative to have reliable, simple quantitative criteria (no reprocessing) and to allow comparison between portfolios regardless of their composition (large vs midcaps, geographical and sectoral diversity).

The choice of indicators is therefore crucial for the relevance of impact measurement. The data for the environmental indicators come from our external non-financial analysis provider, MSCI. We systematically indicate the availability of the data at the level of the portfolio and its benchmark.

Carbon metrics methodology: We updated our methodology of carbon intensity calculation.

Starting January 31st, 2023, when reported carbon values are unavailable or inconsistent, estimated carbon values are used.

The estimations are based on average carbon value (scope 1+2 emissions) of sectoral peers as a function of revenues

*ESG rank at the end of the period.

** rebased on the rated part of the fund | rating according to MSCI from CCC (High Risk) to AAA (Strong Opportunity).

©2021 MSCI ESG Research LLC. Reproduced by permission.

ODDO BHF US Equity Active UCITS ETF

29 MAY 2026

C - Usd | Active Etf's - Equities - US

MONTHLY MANAGEMENT COMMENT

April 2026 was an exceptional month for US equities. The S&P 500 gained +10.4%, its largest monthly gain since November 2020, closing at a record 7,209. The Nasdaq Composite surged +15.3%, its largest one-month net gain on record. The rally was driven by resilient corporate earnings, AI-driven business investment, and easing geopolitical concerns around Iran, with markets hitting multiple all-time highs through the month. Best performers: Health Care stood out at the sector level, boosted in part by a 10% surge in Eli Lilly on the final day of the month. Communication Services also contributed significantly to index-level gains, driven by Alphabet's 10% single-day jump following strong cloud/AI earnings. Laggards: Materials and Financials were the weakest sectors on an average constituent return basis, each posting only marginal gains. Information Technology, despite being a key narrative driver (semiconductors, AI), closed the final session of April in the red as the only sector to finish down on April 30. From a factor perspective, High Risk outperformed the market, while Dividend and Value underperformed. Factor return dispersion and volatility continued to be high.

TRADING INFORMATION

Stock Exchange	Ticker	RIC	SEDOL	CCY	Listing Date
Xetra	ODUT GY	ODUT.DE	BQB2PY5	USD	2025-11-25
Xetra	ODUS GY	ODUS.DE	BLDCL95	EUR	2025-11-05
SIX	OBUS SE	OBUS.S	BVY9DT9	CHF	2025-12-10
Euronext Paris	OBUS FP	OBUS.PA	BVN2BS4	EUR	2025-11-05

RISKS:

The fund is exposed to the following risks :currency risk, risk associated with holding small and medium capitalisations, emerging markets risk, concentration risk, liquidity risk, risk associated with changes in legal and tax regulations, ESG data risk, legal risk, Secondary Market Trading risk, ETF Class and Non-ETF Class Risk, Issuer-specific Risk, active management risk, investment strategy risk, SFDR Sub-Fund classification risk, screening Risk, quantitative model risk

SFDR CLASSIFICATION²

The EU Sustainable Finance Disclosure Regulation (SFDR) is a set of EU rules which aim to make the sustainability profile of funds transparent, more comparable and better understood by end investors. Article 6: The management team does not consider sustainability risks or adverse effects of investment decisions on sustainability factors in the investment decision making process. Article 8: The management team addresses sustainability risks by integrating ESG criteria (Environment and/or Social and/or Governance) into its investment decision making process. Article 9: The management team follows a strict sustainable investment objective that significantly contributes to the challenges of the ecological transition, and addresses Sustainability Risks through ratings provided by the Management Company's external ESG data provider.

DISCLAIMER

This document has been drawn up by ODDO BHF Asset Management GmbH. Potential investors should consult an investment advisor before subscribing to the fund. The investor is informed that the fund presents a risk of capital loss, but also many risks linked to the financial instruments/strategies in the portfolio. In case of subscription, investors must read the Key Information Document (KID) and the fund's prospectus in order to acquaint themselves with the detailed nature of any risks incurred and all costs. The value of the investment may vary both upwards and downwards and may not be returned in full. The investment must be made in accordance with investors' investment objectives, their investment horizon and their capacity to deal with the risk arising from the transaction. ODDO BHF Asset Management GmbH cannot be held responsible for any direct or indirect damages resulting from the use of this document or the information contained in it. This information is provided for indicative purposes and may be modified at any moment without prior notice. Any opinions presented in this document result from our market forecasts on the publication date. They are subject to change according to market conditions and ODDO BHF Asset Management GmbH shall not in any case be held contractually liable for them. The net asset values presented in this document are provided for indicative purposes only. Only the net asset value marked on the transaction statement and the securities account statement is authoritative. Subscriptions and redemptions of mutual funds are processed at an unknown asset value.

A summary of investor rights is available free of charge in electronic form in English language on the website at : https://am.oddo-bhf.com/france/en/non_professional_investor/infos_reglementaire_gmbh. The fund may have been authorized for distribution in different EU member states. Investors are advised to the fact that the management company may decide to withdraw with the arrangements it has made for the distribution of the units of the fund in accordance with Article 93a of Directive 2009/65/EC and Article 32a of Directive 2011/61/EU.

The Key Information Document (DEU, FR, GB) and the prospectus (GB) are available free of charge from ODDO BHF Asset Management GmbH or at am.oddo-bhf.com or at authorized distributors. The annual and interim reports are available free of charge from ODDO BHF Asset Management GmbH or on its internet site am.oddo-bhf.com.

The complaints handling policy is available on our website am.oddo-bhf.com in the regulatory information section. Customer complaints can be addressed in the first instance to the following e-mail address: service_client@oddo-bhf.com.

If ODDO BHF Asset Management GmbH receives any rebates on the management fee of target funds or other assets, ODDO BHF Asset Management GmbH undertakes to fully remit such payment to the investor or the fund. If ODDO BHF Asset Management GmbH performs services for an investment product of a third party, ODDO BHF Asset Management GmbH will be compensated by the relevant company. Typical services are investment management or sales activities for funds established by a different investment management company. Normally, such compensation is calculated as a percentage of the management fee (up to 100%) of the respective fund, calculated on the basis of such fund's assets managed or distributed by ODDO BHF Asset Management GmbH. This may result in the risk that the investment advice given may not be consistent with the investor's interest. The amount of the management fee is published in the prospectus of the respective fund. Further details are available upon request.

It is further intended solely for persons based in countries in which the respective funds are registered for distribution or in which such registration is not required. The shares of the fund have not been registered under the United States Securities Act of 1933, as amended (the "1933 Act"); they may therefore not be publicly offered or sold in the United States of America or to US citizens or any US residents. This publication is intended as marketing instrument and does not satisfy the statutory requirements regarding the impartiality of a financial analysis, and the financial instruments concerned are not subject to any prohibition of trading in advance of the publication of this presentation.

Copyright © Morningstar, Inc. All Rights Reserved. The information, data, analyses and opinions with reference to Morningstar contained herein (1) include the confidential and proprietary information of Morningstar, (2) may not be copied or redistributed, (3) do not constitute investment advice offered by Morningstar, (4) are provided solely for informational purposes and therefore are not an offer to buy or sell a security, and (5) are not warranted to be correct, complete or accurate. Except as otherwise required by law, Morningstar shall not be responsible for any trading decisions, damages or other losses resulting from, or related to, this information, data, analyses or opinions or their use. This report is supplemental sales literature, and therefore must be preceded or accompanied by a prospectus and disclosure statement. STOXX Limited ("STOXX") is the source of any aforementioned STOXX index and the data comprised therein. STOXX has not been involved in any way in the creation of any reported information and does neither warrant nor assume any liability whatsoever – including without limitation the accuracy, adequateness, correctness, completeness, timeliness, and fitness for any purpose – with respect to any reported information. Any dissemination or further distribution of any such information pertaining to STOXX is prohibited.

Although ODDO BHF Asset Management and its information providers, including without limitation, MSCI ESG Research LLC and its affiliates (the "ESG Parties"), obtain information (the "Information") from sources they consider reliable, none of the ESG Parties warrants or guarantees the originality, accuracy and/or completeness, of any data herein and expressly disclaim all express or implied warranties, including those of merchantability and fitness for a particular purpose. The Information may only be used for your internal use, may not be reproduced or re-disseminated in any form and may not be used as a basis for, or a component of, any financial instruments or products or indices. Further, none of the information can in and of itself be used to determine which securities to buy or sell or when to buy or sell them. None of the ESG Parties shall have any liability for any errors or omissions in connection with any data herein, or any liability for any direct, indirect, special, punitive, consequential or any other damages (including lost profits) even if notified of the possibility of such damages. ©2021 MSCI ESG Research LLC. Reproduced by permission.

ODDO BHF Asset Management GmbH Commercial Register: HRB 11971 local court of Düsseldorf –Regulated and supervised by:

Bundesanstalt für Finanzdienstleistungsaufsicht ("BaFin") –Value added tax identification number (Ust-Id-Nr.): DE 153 144878, Herzogstrasse 15 –40217 Düsseldorf –Phone:

+49 211 23924 01 Gallusanlage 8 - 60329 Frankfurt am Main –Phone: +49 (0)69 920 50-0 AM.ODDO-BHF.COM