

ODDO BHF Global Target 2031

31 MARCH 2026

CR-EUR - Eur | Fixed Income - Total Return - Target Maturity

Assets Under Management	68 M€	Morningstar™ Category:	1 2 3 4 5 6 7
NAV per Unit	100.13€	Fixed Term Bond	Risk scale (1)
Evolution vs M-1	-1.49€		6 8 9
			SFDR Classification ²

Countries in which the fund is authorised for distribution to the public:

 FR  IT  DEU  AUT  ESP  BEL  LUX

PORTFOLIO MANAGERS

Alexis Renault, Janis Heck, Haiyan Ding, Daniel Hagemann

MANAGEMENT COMPANY

ODDO BHF AM SAS

KEY FEATURES

Recommended investment horizon: 6 Years

Inception date (1st NAV): 8/4/25

Inception date of the fund: 8/4/25

Legal structure	Sub-fund of the ODDO BHF SICAV Lux. Umbrella (UCITS)
ISIN code	LU3129990134
Bloomberg code	ODDBGCR LX
Dividend policy	Accumulation unit
Minimum (initial) investment	100 EUR
Management company (by delegation)	ODDO BHF AM GmbH
Subscriptions/redemptions	12:00pm, D
Valuation	Daily
Management fees	annual rate of a maximum of 1.00%, payable quarterly and calculated based on the Sub-fund's average net assets for the month in question.
Performance fees	10% (inclusive of tax) of the Fund's net annualised performance over and above the trigger threshold of 2.80%, once past underperformance over the previous five years has been offset.
Subscription fees	5 % (maximum)
Redemption fees	Nil
Management fees and other administrative or operating costs	1.299 % (**)
Risk measurement	1 Year
Sharpe ratio	-

INVESTMENT STRATEGY

The Sub-Fund's investment strategy is to manage, on a discretionary basis, a diversified portfolio of debt securities composed, up to a limit of 100% of the Sub-Fund's net assets, of traditional, high yield bonds rated between BB+ and CCC, of which at least 60% are issued by corporate issuers with their registered office in an OECD member country and with maturities of a maximum of nine months and one day after 31 December 2031 (final maturity of the product or early redemption options at the Company's discretion).

Benchmark : Nil

Change in Net Asset Value since 8/4/25	
Initial NAV	100.00€
NAV at 3/31/26	100.13€
The initial NAV date is 8/4/25	

As the share class was launched less than 12 months ago, we are not permitted by the regulations to disclose its performance.

Calendar performance (from January 01 to December 31)											
	2016	2017	2018	2019	2020	2021	2022	2023	2024	2025	

Fund									
Benchmark									
Cumulative and annualized net returns									
	Annualized performance			Cumulative performance					
	3 years	5 years	Inception	1 month	YTD	1 year	3 years	5 years	Inception
FUND	-	-	-	-	-	-	-	-	-

The management objective is to achieve an annualised net of fees performance greater than 2,80 %

Past performance is not an indication of future results. Performance may vary over time.

Annualized volatility				
	1 year	3 years	5 years	Inception
FUND				

*The glossary of indicators used is available for download on www.am.oddo-bhf.com in the Information section. | Sources : ODDO BHF AM SAS, Bloomberg, Morningstar® Sustainalytics provides company-level analysis used in the calculation of Morningstar's Sustainability Score.

(1) The summary risk indicator (SRI) is a guide to the level of risk of this product compared to other products. It shows how likely it is that the product will lose money because of movements in the market or because we are not able to pay you. It ranges from 1 (low risk) to 7 (high risk). This indicator is not constant and will change according to the fund's risk profile. The lowest category does not mean risk-free. Historical data, such as that used to calculate the SRI, may not be a reliable indication of the fund's future risk profile. There is no guarantee that the investment objectives in terms of risk will be achieved..

(**) The ongoing charges are based on the charges for the previous period. Estimates are drawn up for all funds that have not yet closed their first accounting period

(2) Information on the EU Sustainable Finance Disclosure Regulation (SFDR) can be found in the SFDR classification(2) section of the document.

ODDO BHF Global Target 2031

31 MARCH 2026

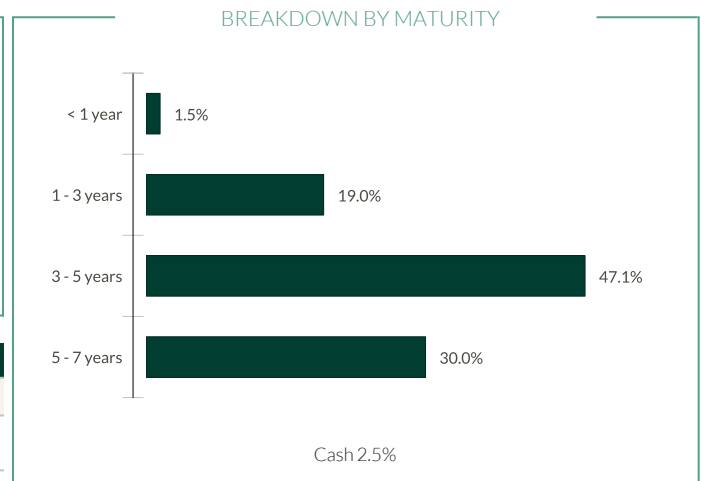
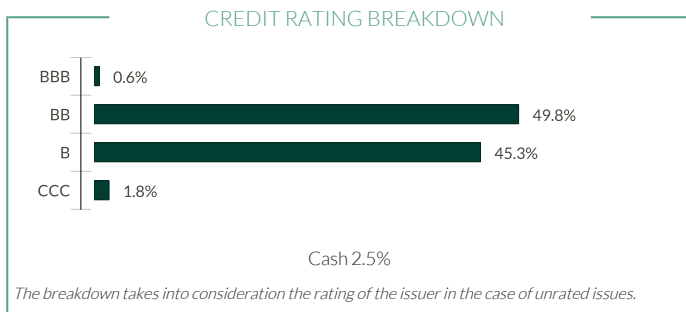
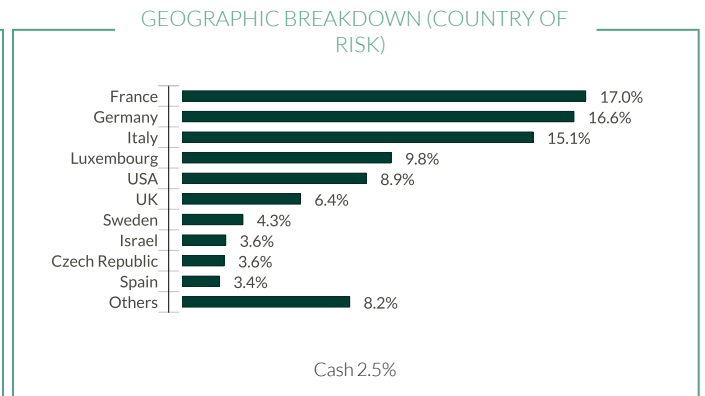
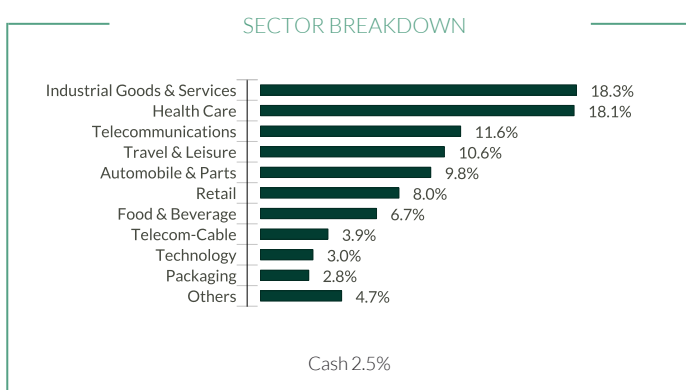
CR-EUR - Eur | Fixed Income - Total Return - Target Maturity

Key indicators	
% invested	97.5%
% Cash	2.5%
Yield To Maturity (YTM)*	5.72 %
Yield To Worst (YTW)*	5.01 %
Modified duration to worst	2.02
OAS	235
Number of issuers	115
Average rating	BB-

The investment objective is to achieve an annualized net performance, after fees, exceeding 2,80 % over an investment horizon starting from the sub-fund's inception date, i.e., 2025-08-04, up to a maximum of 2026-10-31. As a reminder, the management fees for share class CR-EUR - Eur are 1 %. These fees reduce the annual performance of this share class by 1 %.

*The glossary of the indicators used is available for download on www.am.oddo-bhf.com in the "INFORMATIONS" section.

Futures and options are not included in the calculation of the yield. The Yield to Maturity is calculated after currency hedging. The Yield to Worst is calculated after currency hedging.



Weighted carbon intensity (tCO ₂ e / €m turnover)		
	FUND	ESG investment universe
Weighted carbon intensity	103.2	343.2
Coverage ratio	100.0%	100.0%

Source MSCI. We use scopes 1 (direct emissions) and 2 (indirect emissions related to electricity, heat or steam consumption) to calculate the carbon intensity, expressed in tonnes of CO₂ equivalent per million € of revenues. Cash and derivatives are not covered.

Carbon metrics methodology: see details on page 3

Main portfolio issuers				
	Sector	Country	Weight in the fund (%)	ESG rank*
TEVA PHARMACEUTICAL FINANCE NE	Health Care	Israel	3.63	3
CIRSA FINANCE INTERNATIONAL SA	Travel & Leisure	Luxembourg	3.39	3
FAURECIA SA	Automobile & Parts	France	3.36	3
ZF EUROPE FINANCE BV	Automobile & Parts	Germany	2.77	3
IHO VERWALTUNGS GMBH	Automobile & Parts	Germany	2.51	5

*: rebased on the rated part of the fund | In accordance with the update to our ESG integration policy published, the internal ESG rating scale now ranks the investment universe from 1 (High Risk) to 5 (Strong Opportunity) in ascending order.

The ESG approach consists in selecting companies with the best environmental, social and governance policies by favouring the best-rated issuers within an investment universe in terms of non-financial criteria (Best in Universe) and/or issuers showing an improvement in their ESG practices over time (Best Effort).

Past performance is not an indication of future results. Performance may vary over time.

ODDO BHF Global Target 2031

31 MARCH 2026

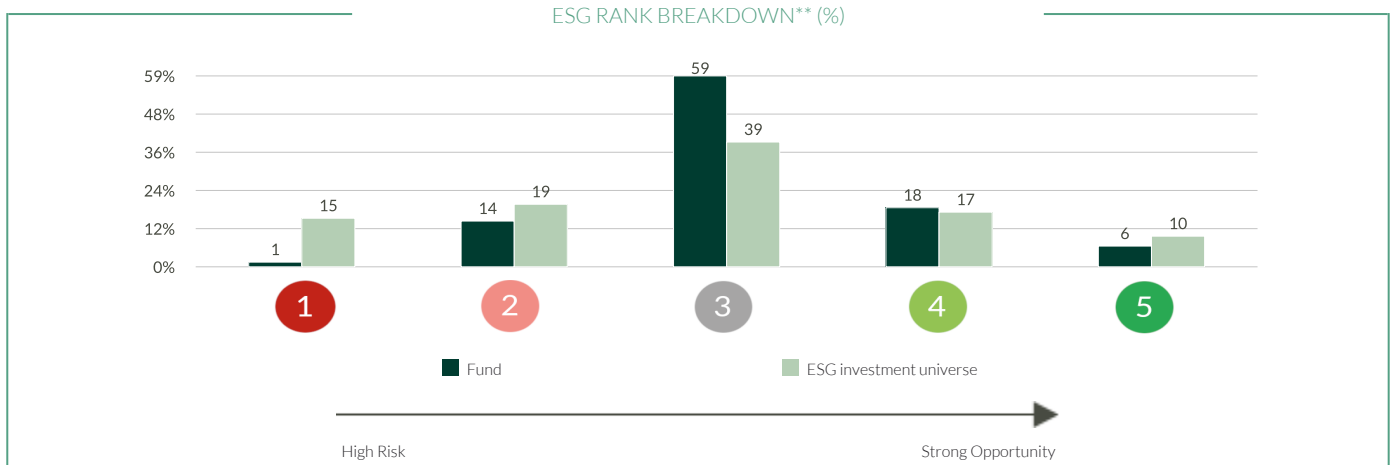
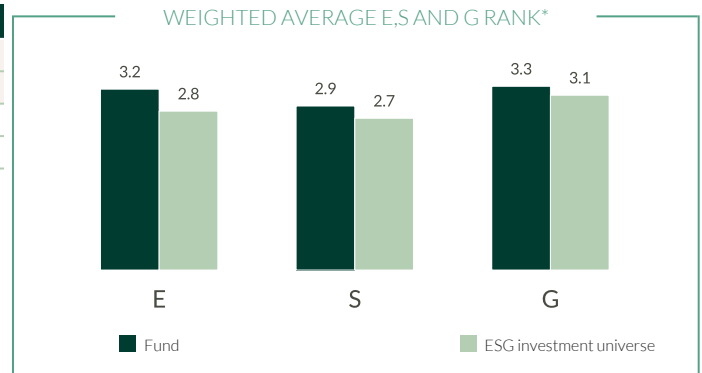
CR-EUR - Eur | Fixed Income - Total Return - Target Maturity

SUSTAINABLE REPORT - OVERVIEW

Weighted average ESG rank				
	FUND		ESG investment universe	
	Mar 2026		Mar 2026	
ESG rank	3.1	-	2.9	-
ESG coverage**	93.2%	-	29.6%	-

In accordance with the update to our ESG integration policy, the internal ESG rating scale now ranks the investment universe from 1 (High Risk) to 5 (Strong Opportunity) in ascending order.

ESG investment universe : 100% ICE BofA BB-B Global High Yield Non-Financial Constrained Total Return Index Hedged EUR



TOP 5 ESG rank				
	Sector	Country	Weight in the fund (%)	ESG rank*
IHO VERWALTUNGS GMBH	Automobile & Parts	Germany	2.51	5
WP/AP TELECOM HOLDINGS	Telecommunications	Netherlands	1.45	5
ZIGGO BOND CO. BV	Telecom-Cable	Netherlands	0.51	5
SES SA	Telecommunications	Luxembourg	0.45	5
SPIE SA	Industrial Goods & Services	France	0.45	5
Subtotal top 5	-	-	5.38	-

SUSTAINABLE REPORT - METHODOLOGY

ODDO BHF AM considers that measuring the environmental, social and governance impact of an investment is an essential step in disseminating good practices in ESG integration. To do this, it is imperative to have reliable, simple quantitative criteria (no reprocessing) and to allow comparison between portfolios regardless of their composition (large vs midcaps, geographical and sectoral diversity). The choice of indicators is therefore crucial for the relevance of impact measurement.

We systematically indicate the availability of the data at the level of the portfolio and its benchmark.

For more information on the ODDO BHF Asset Management ESG methodology, please refer to the [Sustainable investing & ESG document](http://www.am.oddo-bhf.com) available on www.am.oddo-bhf.com

Carbon metrics methodology: We updated our methodology of carbon intensity calculation. Starting January 31st, 2023, when reported carbon values are unavailable or inconsistent, estimated carbon values are used. The estimations are based on average carbon value (scope 1+2 emissions) of sectoral peers as a function of revenues

*ESG rank at the end of the period: In accordance with the update to our ESG integration policy, the internal ESG rating scale now ranks the investment universe from 1 (High Risk) to 5

** : rebased on the rated part of the fund

ODDO BHF Global Target 2031

31 MARCH 2026

CR-EUR - Eur | *Fixed Income - Total Return - Target Maturity*

MONTHLY MANAGEMENT COMMENT

In March 2026, the European High Yield market (HEAE) recorded a decline of 2.53%, as spreads widened by 75 bps to finish the month at 349 bps. On a year-to-date basis, the asset class posted a performance of -1.65%.

In March, sentiment deteriorated sharply after the US Israeli strikes on Iran which escalated into a broader conflict, leading to a higher market volatility. Oil prices surged above \$100 per barrel and raised concerns over global growth and inflation. At this stage, macroeconomic data have shown limited impact from the geopolitical events. In the US, the Composite PMI remained in expansionary territory at 51.4, albeit down from 51.9 in the prior month, while in Europe it fell to 50.5 from 51.9. Inflation data released during the month came in line with expectations in the US, with Core CPI at 2.5%, while European inflation was slightly below forecasts at 2.3%. US rates rebounded strongly over the month, with the 10-year Treasury yield ending March at 4.32%, up 38 bps. European rates also moved higher, with the German 10-year Bund closing March at 3.00%, up 36 bps.

Companies' results showed unchanged trends with continued weaknesses, especially in the automotive and the chemical sector. The outlook given by issuers from all sectors stayed muted. There were some new issues this month. The gross issuance volume in 2026 is higher, so far, with €26bn YTD vs. €23bn last year YTD. The new issues have been well absorbed by the market but were drastically reduced post-war after a strong start.

The fund maintained its overall risk position during the month and continually invested inflows. It increased exposure to issuers showing a solid credit trend.

In 2026, the volatility of credit markets is expected to be influenced by the geopolitical risks (particularly the Middle East conflicts), inflation, economic growth, company results and the sovereign risks. In this market environment credit selection is essential.

RISKS:

The fund is exposed to the following risks :risk of capital loss, interest rate risk, credit risk, risk associated with discretionary management, risk associated with commitments on forward financial instruments, counterparty risk, risks associated with portfolio concentration, liquidity risk of underlying assets, risk associated with high yield bonds, emerging markets risk, risks associated with securities financing transactions and collateral management, Sustainability risk and on an ancillary basis currency risk, risk associated with currency conversion

SFDR CLASSIFICATION²

The EU Sustainable Finance Disclosure Regulation (SFDR) is a set of EU rules which aim to make the sustainability profile of funds transparent, more comparable and better understood by end investors. Article 6: The management team does not consider sustainability risks or adverse effects of investment decisions on sustainability factors in the investment decision making process. Article 8: The management team addresses sustainability risks by integrating ESG criteria (Environment and/or Social and/or Governance) into its investment decision making process. Article 9: The management team follows a strict sustainable investment objective that significantly contributes to the challenges of the ecological transition, and addresses Sustainability Risks through ratings provided by the Management Company's external ESG data provider.

DISCLAIMER

This document has been drawn up by ODDO BHF AM SAS. Potential investors should consult an investment advisor before subscribing to the fund. The investor is informed that the fund presents a risk of capital loss, but also many risks linked to the financial instruments/strategies in the portfolio. In case of subscription, investors must read the Key Information Document (KID) and the fund's prospectus in order to acquaint themselves with the detailed nature of any risks incurred and all costs. The value of the investment may vary both upwards and downwards and may not be returned in full. The investment must be made in accordance with investors' investment objectives, their investment horizon and their capacity to deal with the risk arising from the transaction. ODDO BHF AM SAS cannot be held responsible for any direct or indirect damages resulting from the use of this document or the information contained in it. This information is provided for indicative purposes and may be modified at any moment without prior notice. Any opinions presented in this document result from our market forecasts on the publication date. They are subject to change according to market conditions and ODDO BHF AM SAS shall not in any case be held contractually liable for them. The net asset values presented in this document are provided for indicative purposes only. Only the net asset value marked on the transaction statement and the securities account statement is authoritative. Subscriptions and redemptions of mutual funds are processed at an unknown asset value.

A summary of investor rights is available free of charge in electronic form in English language on the website at : https://am.oddo-bhf.com/FRANCE/en/non_professional_investor/infos_reglementaire. The fund may have been authorized for distribution in different EU member states. Investors are advised to the fact that the management company may decide to withdraw with the arrangements it has made for the distribution of the units of the fund in accordance with Article 93a of Directive 2009/65/EC and Article 32a of Directive 2011/61/EU.

The Key Information Document (DEU, ESP, FR, GB, ITL, POR) and the prospectus (DEU, FR, GB) are available free of charge from ODDO BHF AM SAS or at am.oddo-bhf.com or at authorized distributors. The annual and interim reports are available free of charge from ODDO BHF AM SAS or on its internet site am.oddo-bhf.com.

The complaints handling policy is available on our website am.oddo-bhf.com in the regulatory information section. Customer complaints can be addressed in the first instance to the following e-mail address: service_client@oddo-bhf.com or directly to the Consumer Mediation Service: <http://mediationconsommateur.be>.

Although ODDO BHF Asset Management and its information providers, including without limitation, MSCI ESG Research LLC and its affiliates (the "ESG Parties"), obtain information (the "Information") from sources they consider reliable, none of the ESG Parties warrants or guarantees the originality, accuracy and/or completeness, of any data herein and expressly disclaim all express or implied warranties, including those of merchantability and fitness for a particular purpose. The Information may only be used for your internal use, may not be reproduced or re-disseminated in any form and may not be used as a basis for, or a component of, any financial instruments or products or indices. Further, none of the information can and of itself be used to determine which securities to buy or sell or when to buy or sell them. None of the ESG Parties shall have any liability for any errors or omissions in connection with any data herein, or any liability for any direct, indirect, special, punitive, consequential or any other damages (including lost profits) even if notified of the possibility of such damages. ©2021 MSCI ESG Research LLC. Reproduced by permission.