

# ODDO BHF Avenir Europe

29 MAY 2026

DR-EUR - Eur | *Fundamental Equities - Mid Cap - Europe*

Assets Under Management	<b>1,032 M€</b>	Morningstar™ Category:	① ② ③ ④ ⑤ ⑥ ⑦
NAV per Unit	<b>133.89€</b>	Europe Mid-Cap Equity	Risk scale (1)
Evolution vs M-1	<b>3.63€</b> ★★ ★	Rating at 5/31/26	6 8 9
		Rating at 4/30/26	SFDR Classification <sup>2</sup>

**Countries in which the fund is authorised for distribution to the public:**

FR IT CHE DEU NLD AUT PRT ESP BEL SWE

**Accredited investor only:**

SGP

## PORTFOLIO MANAGERS

Pascal Riegis, Grégory Deschamps, Frédéric Doussard,  
Sébastien Maillard

## MANAGEMENT COMPANY

ODDO BHF AM SAS

## KEY FEATURES

**Recommended investment horizon:** 5 Years

**Inception date (1st NAV):** 12/31/12

**Inception date of the fund:** 5/25/99

<b>Legal structure</b>	FCP
<b>ISIN code</b>	FR0011380070
<b>Bloomberg code</b>	ODAEUR FP
<b>Dividend policy</b>	
<b>Minimum (initial) investment</b>	N/A
<b>Management company (by delegation)</b>	-
<b>Subscriptions/redemptions</b>	11:15am D
<b>Valuation</b>	Daily
<b>Management fees</b>	Up to 2.00% (inclusive of tax) of the net assets, UCITS excluded
<b>Performance fees</b>	Maximum 20% of the Fund's outperformance of the benchmark index (see prospectus for details)
<b>Subscription fees</b>	4 % (maximum)
<b>Redemption fees</b>	Nil
<b>Management fees and other administrative or operating costs</b>	2.01 %

	Annualized volatility			
	1 year	3 years	5 years	10 years
<b>FUND</b>	14.8%	15.3%	16.8%	17.1%
Benchmark	13.0%	13.8%	15.3%	16.8%

## INVESTMENT STRATEGY

ODDO BHF Avenir Europe is a European small and mid cap equity fund, invested in companies having their registered office in the European Union or in a European OECD member state. It aims to be permanently invested in equities, targeting long-term capital growth. It primarily selects some of the best performing cyclical and non-cyclical companies in Europe, which often have an international presence, where the price is considered attractive taking long-term prospects into account.

**Benchmark :** MSCI Europe Smid EUR NR

Net annual performance (12-months rolling)										
from	05/16	05/17	05/18	05/19	05/20	05/21	05/22	05/23	05/24	05/25
to	05/17	05/18	05/19	05/20	05/21	05/22	05/23	05/24	05/25	05/26
<b>FUND</b>	20.3%	7.9%	-5.1%	4.3%	28.3%	-17.6%	0.2%	14.9%	-6.4%	9.9%
Benchmark	15.1%	6.4%	-6.4%	-1.3%	40.7%	-6.6%	-3.7%	16.5%	11.9%	15.9%

Calendar performance (from January 01 to December 31)									
	2017	2018	2019	2020	2021	2022	2023	2024	2025
<b>FUND</b>	21.0%	-13.6%	29.6%	7.1%	12.6%	-27.2%	17.1%	-3.1%	10.1%
Benchmark	16.4%	-14.3%	30.6%	4.4%	22.6%	-20.7%	13.5%	7.8%	20.2%

Cumulative and annualized net returns									
	Annualized performance			Cumulative performance					
	3 years	5 years	10 years	1 M	YTD	1 year	3 years	5 years	10 years
<b>FUND</b>	5.7%	-0.5%	4.9%	2.8%	4.1%	9.9%	18.1%	-2.5%	60.7%
Benchmark	14.8%	6.3%	8.0%	3.3%	8.6%	15.9%	51.1%	36.0%	116.3%

Past performance is not an indication of future results. Performance may vary over time.

Risk measurement		1 Year	3 Years	5 Years	10 Years
Sharpe ratio		0.70	0.15	-0.15	0.24
Information ratio		-0.99	-1.66	-1.20	-0.56
Tracking Error (%)		4.95	5.42	5.71	5.59
Beta		1.08	1.04	1.03	0.96
Correlation coefficient (%)		94.52	93.59	94.08	94.59
Jensen's Alpha (%)		-6.13	-9.43	-6.98	-2.85

New benchmark since 01/01/2014. Previous benchmark : 100% HSBC Europe (+UK) (net dividends reinvested) until 08/12/11 and 100% HSBC European Smaller Companies (dividends reinvested) before.

\*The glossary of indicators used is available for download on [www.am.oddo-bhf.com](http://www.am.oddo-bhf.com) in the Information section. | Sources : ODDO BHF AM SAS, Bloomberg, Morningstar® Sustainability provides company-level analysis used in the calculation of Morningstar's Sustainability Score.

(1) The summary risk indicator (SRI) is a guide to the level of risk of this product compared to other products. It shows how likely it is that the product will lose money because of movements in the market or because we are not able to pay you. It ranges from 1 (low risk) to 7 (high risk). This indicator is not constant and will change according to the fund's risk profile. The lowest category does not mean risk-free. Historical data, such as that used to calculate the SRI, may not be a reliable indication of the fund's future risk profile. There is no guarantee that the investment objectives in terms of risk will be achieved.

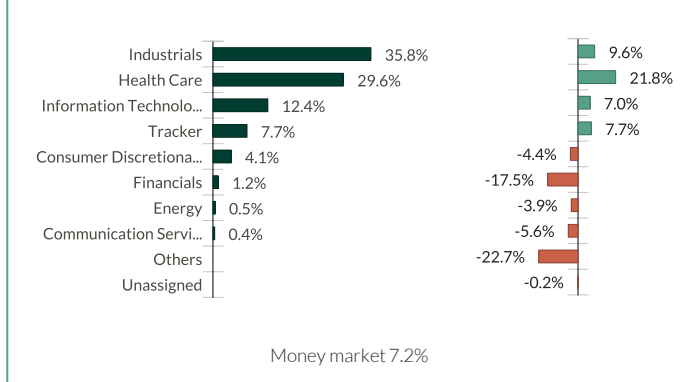
(2) Information on the EU Sustainable Finance Disclosure Regulation (SFDR) can be found in the SFDR classification(2) section of the document.

# ODDO BHF Avenir Europe

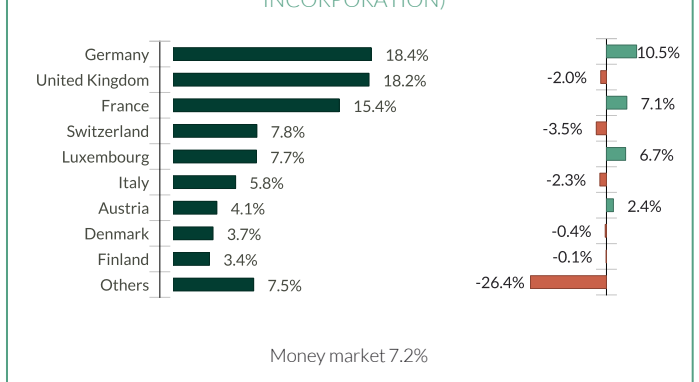
29 MAY 2026

DR-EUR - Eur | Fundamental Equities - Mid Cap - Europe

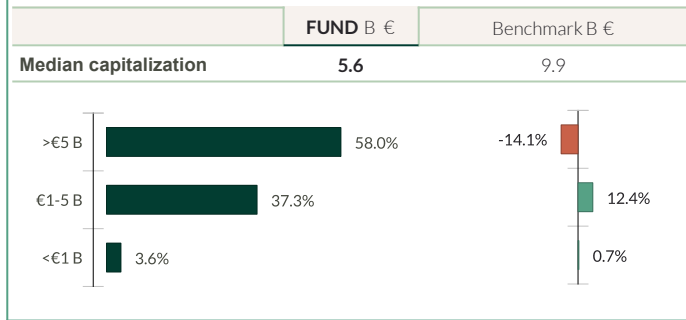
## SECTOR BREAKDOWN



## GEOGRAPHIC BREAKDOWN (COUNTRY OF INCORPORATION)



## CAPITALIZATION BREAKDOWN - EXCLUDING CASH (%)



■ Fund ■ Overweight ■ Underweight against benchmark

## Weighted carbon intensity (tCO<sub>2</sub>e / €m turnover)

	FUND	Benchmark
Weighted carbon intensity	21.3	82.8
Coverage ratio	100.0%	100.0%

Source MSCI. We use scopes 1 (direct emissions) and 2 (indirect emissions related to electricity, heat or steam consumption) to calculate the carbon intensity, expressed in tonnes of CO<sub>2</sub> equivalent per million € of revenues. Cash and derivatives are not covered. Carbon metrics methodology: see details on page 4

## Main portfolio holdings

Company	Weight in the fund (%)	Weight in the benchmark (%)	Country	Sector	MSCI ESG rating
Amundi Eurstx600 Banks	5.55		Luxembourg	Tracker	AA
Convatec Group Plc	4.65	0.12	United Kingdom	Health Care	AAA
Andritz Ag	4.06	0.15	Austria	Industrials	BBB
De'Longhi Spa	4.01	0.07	Italy	Consumer Discretionary	A
Krones Ag	3.61	0.05	Germany	Industrials	BBB
Gea Group Ag	3.56	0.24	Germany	Industrials	AAA
Livanova Plc	3.37		United Kingdom	Health Care	A
Biomerieux	3.33	0.08	France	Health Care	A
Imi Plc	3.20	0.23	United Kingdom	Industrials	AAA
Smith & Nephew Plc	3.16	0.29	United Kingdom	Health Care	AA

Number of holdings 60

\*\* rebased on the rated part of the fund | rating according to MSCI from CCC (High Risk) to AAA (Strong Opportunity).

©2021 MSCI ESG Research LLC. Reproduced by permission.

# ODDO BHF Avenir Europe

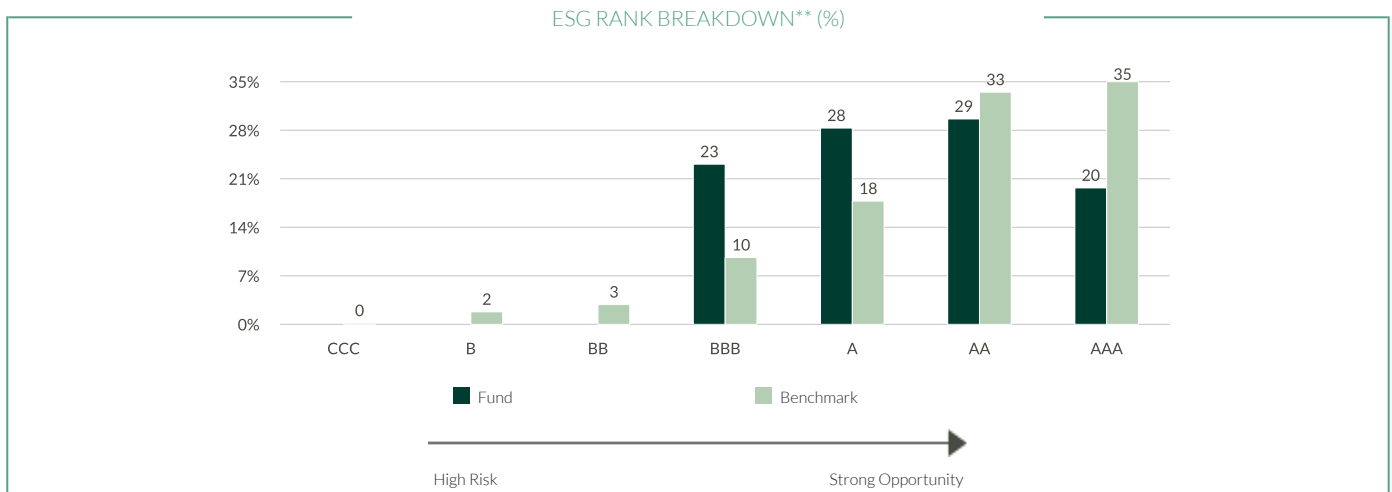
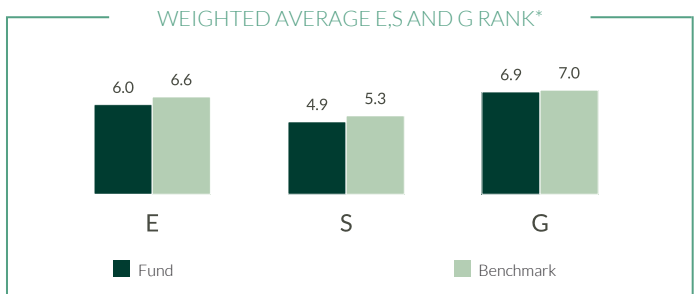
29 MAY 2026

DR-EUR - Eur | *Fundamental Equities - Mid Cap - Europe*

## SUSTAINABLE REPORT - OVERVIEW

ESG Rating		
	FUND	Benchmark
	May 26	May 26
<b>MSCI ESG rating</b>	A	AA
<b>ESG coverage**</b>	93.8%	98.9%

Benchmark : MSCI Europe Smid EUR NR



TOP 5 ESG rank					
	Sector	Country	Weight in the fund (%)	MSCI ESG rating	
Convatec Group Plc	Health Care	United Kingdom	4.65	AAA	
Gea Group Ag	Industrials	Germany	3.56	AAA	
Imi Plc	Industrials	United Kingdom	3.20	AAA	
Metso Outotec Oyj	Industrials	Finland	1.97	AAA	
Asm International Nv	Information Technology	Netherlands	1.49	AAA	
<b>Subtotal top 5</b>	-	-	<b>14.87</b>	-	

\*ESG rank at the end of the period.

\*\* rebased on the rated part of the fund | rating according to MSCI from CCC (High Risk) to AAA (Strong Opportunity).

©2021 MSCI ESG Research LLC. Reproduced by permission.

# ODDO BHF Avenir Europe

29 MAY 2026

DR-EUR - Eur | *Fundamental Equities - Mid Cap - Europe*

## SUSTAINABLE REPORT – METHODOLOGY

ODDO BHF AM considers that measuring the environmental, social and governance impact of an investment is an essential step in disseminating good practices in ESG integration. To do this, it is imperative to have reliable, simple quantitative criteria (no reprocessing) and to allow comparison between portfolios regardless of their composition (large vs midcaps, geographical and sectoral diversity).

The choice of indicators is therefore crucial for the relevance of impact measurement. The data for the environmental indicators come from our external non-financial analysis provider, MSCI. We systematically indicate the availability of the data at the level of the portfolio and its benchmark.

### ESG integration at ODDO BHF Asset Management | 3 systematic steps

**Exclusions**

- Norm-based:** exclusion of companies that do not comply with certain international standards.(chemical weapons , anti-personnel mines, violation of the principles of the Global Compact, etc.)
- Sector-based:** total or partial exclusion of sectors or activities based on ethical considerations (tobacco, gambling, weapon, adult entertainment / pornographie and Coal...)

**ESG ratings**

- Usage of MSCI data based on a “Best-in-Class” approach
- All titles considered for investments have at least a BB rating

**Dialogue and engagement**

- Regular dialogue with companies on ESG issues
- Individual and joint engagement
- Inclusion of ESG research within ODDO BHF Asset Management’s voting policy
- Escalation procedure if engagement is not conclusive

### ESG rating methodology



The diagram shows the MSCI ESG rating methodology. It is based on three pillars: Environment, Social, and Governance. Each pillar has specific indicators: Environment (Climate Change, Natural Resources, Pollution & Waste, Environmental Opportunities), Social (Human Capital, Product Liability, Stakeholder Opposition, Social Opportunities), and Governance (Corporate Governance, Corporate Behavior). These indicators are combined using exposure metrics, management metrics, and industry specific weighting to produce a final result between 1-10, which is then matched to a rating from AAA to CCC. A scale at the bottom shows the mapping: 0-2,857 (CCC), 2,857-7,143 (B, BB, BBB, A), and 7,143-10 (AA, AAA). The scale is labeled 'High risk...' on the left and '...Strong opportunity' on the right.

Sources: ODDO BHF AM SAS, MSCI.

**Carbon metrics methodology:** We updated our methodology of carbon intensity calculation. Starting January 31st, 2023, when reported carbon values are unavailable or inconsistent, estimated carbon values are used. The estimations are based on average carbon value (scope 1+2 emissions) of sectoral peers as a function of revenues

# ODDO BHF Avenir Europe

29 MAY 2026

**DR-EUR - Eur | Fundamental Equities - Mid Cap - Europe**

## MONTHLY MANAGEMENT COMMENT

May benefited from a ceasefire in the Middle East, which eased the pressure on oil prices.

The US job market remained buoyant, with 115,000 net new jobs created in April and the unemployment rate stabilising at 4.3%. The consumer price index (CPI) and the producer price index (PPI) firmed to 3.8% and 6.0% respectively due to the earlier surge in oil prices and the cost of transport and associated services. The PMI indices also remained in positive territory (composite PMI at 51.7%) and the 2.5% annualised rise in second-quarter GDP confirmed the surprising strength of the US economy.

US equities were therefore clearly on an uptrend, driven by technology and cyclical stocks associated with the dynamic cycle of AI infrastructure investment. The S&P gained 5.2% and the Nasdaq 10.5%.

In Europe, the situation was much less favourable. The knock-on effect of investment in AI is still only moderate, while inflationary pressure maintains a firm foothold – with the CPI at 3.0% – and looks set to rise. The PMI sank into negative territory, at 47.5 compared with 48.8 the previous month.

Nevertheless, European equities rose. The MSCI Europe NR index was up by 3.16%, driven by the technology sector (+11.5%), cyclical sectors such as basic materials (+8.7%), and those benefiting from the easing of tensions in the Middle East, such as hotels & leisure (9.5%). Conversely, the energy (-7.0%), utilities (-5.6%) and insurance (-2.2%) sectors finished in the red.

The fund benefited from the surge in some of its companies exposed to the AI infrastructure theme, especially Technoprobe (semiconductor test probes) and Aixtron (complex wafer preparation equipment), but suffered from its high exposure to the healthcare and medtech sector, which continues to suffer from the lack of interest from traders looking for companies with more immediate growth prospects.

In an uncertain and changing world, we stand by our investment philosophy. We invest in companies that are able to adapt to the new rules of international trade, and to the ongoing technological and geopolitical shifts. We make sure that their competitive advantage remains sustainable, ensuring their ability to grow across the world and to outpace global GDP growth.

## RISKS:

The fund is exposed to the following risks: risk of capital loss, equity risk, interest rate risk, credit risk, risk associated with discretionary management, currency risk, risk associated with commitments on forward financial instruments, counterparty risk, risk associated with holding small and medium capitalisations, risks associated with securities financing transactions and collateral management, Sustainability risk and on an ancillary basis risk associated with convertible bonds

## SFDR CLASSIFICATION<sup>2</sup>

The EU Sustainable Finance Disclosure Regulation (SFDR) is a set of EU rules which aim to make the sustainability profile of funds transparent, more comparable and better understood by end investors. Article 6: The management team does not consider sustainability risks or adverse effects of investment decisions on sustainability factors in the investment decision making process. Article 8: The management team addresses sustainability risks by integrating ESG criteria (Environment and/or Social and/or Governance) into its investment decision making process. Article 9: The management team follows a strict sustainable investment objective that significantly contributes to the challenges of the ecological transition, and addresses Sustainability Risks through ratings provided by the Management Company's external ESG data provider.

## DISCLAIMER

This document has been drawn up by ODDO BHF AM SAS. Potential investors should consult an investment advisor before subscribing to the fund. The investor is informed that the fund presents a risk of capital loss, but also many risks linked to the financial instruments/strategies in the portfolio. In case of subscription, investors must read the Key Information Document (KID) and the fund's prospectus in order to acquaint themselves with the detailed nature of any risks incurred and all costs. The value of the investment may vary both upwards and downwards and may not be returned in full. The investment must be made in accordance with investors' investment objectives, their investment horizon and their capacity to deal with the risk arising from the transaction. ODDO BHF AM SAS cannot be held responsible for any direct or indirect damages resulting from the use of this document or the information contained in it. This information is provided for indicative purposes and may be modified at any moment without prior notice. Any opinions presented in this document result from our market forecasts on the publication date. They are subject to change according to market conditions and ODDO BHF AM SAS shall not in any case be held contractually liable for them. The net asset values presented in this document are provided for indicative purposes only. Only the net asset value marked on the transaction statement and the securities account statement is authoritative. Subscriptions and redemptions of mutual funds are processed at an unknown asset value.

A summary of investor rights is available free of charge in electronic form in English language on the website at : [https://am.oddo-bhf.com/FRANCE/en/non\\_professional\\_investor/infos\\_reglementaire](https://am.oddo-bhf.com/FRANCE/en/non_professional_investor/infos_reglementaire). The fund may have been authorized for distribution in different EU member states. Investors are advised to the fact that the management company may decide to withdraw with the arrangements it has made for the distribution of the units of the fund in accordance with Article 93a of Directive 2009/65/EC and Article 32a of Directive 2011/61/EU.

The Key Information Document (DEU, ESP, FR, GB, ITL, NLD, POR, SWD) and the prospectus (FR, GB) are available free of charge from ODDO BHF AM SAS or at [am.oddo-bhf.com](http://am.oddo-bhf.com) or at authorized distributors. The annual and interim reports are available free of charge from ODDO BHF AM SAS or on its internet site [am.oddo-bhf.com](http://am.oddo-bhf.com).

The complaints handling policy is available on our website [am.oddo-bhf.com](http://am.oddo-bhf.com) in the regulatory information section. Customer complaints can be addressed in the first instance to the following e-mail address: [service\\_client@oddo-bhf.com](mailto:service_client@oddo-bhf.com) or directly to the Consumer Mediation Service: <http://mediationconsommateur.be>. The fund is licensed for sale in Switzerland. The Key Information Document, the prospectus, the annual and interim reports for Switzerland can be obtained free of charge from the Swiss Representative and paying agent, RBC INVESTOR SERVICES BANK, succursale de Zürich, Bleicherweg 7, 8027 Zürich, Switzerland. For Singapore: the Funds information is contained in the Singapore information memorandum which can be obtained from a fund distributor or directly with ODDO BHF AM SAS. Potential investors should read the fund's prospectus and the Singapore information memorandum before deciding whether to subscribe for or purchase shares in any of the funds.

Although ODDO BHF Asset Management and its information providers, including without limitation, MSCI ESG Research LLC and its affiliates (the "ESG Parties"), obtain information (the "Information") from sources they consider reliable, none of the ESG Parties warrants or guarantees the originality, accuracy and/or completeness, of any data herein and expressly disclaim all express or implied warranties, including those of merchantability and fitness for a particular purpose. The Information may only be used for your internal use, may not be reproduced or re-disseminated in any form and may not be used as a basis for, or a component of, any financial instruments or products or indices. Further, none of the information can in and of itself be used to determine which securities to buy or sell or when to buy or sell them. None of the ESG Parties shall have any liability for any errors or omissions in connection with any data herein, or any liability for any direct, indirect, special, punitive, consequential or any other damages (including lost profits) even if notified of the possibility of such damages. ©2021 MSCI ESG Research LLC. Reproduced by permission.

**ODDO BHF AM SAS** Portfolio management company incorporated as a Société par actions simplifiée (simplified joint-stock company), with capital of €21,500,000. Approved by the AMF under number GP 99011. Trade Register (RCS) 340 902 857 Paris.

12 boulevard de la Madeleine – 75440 Paris Cedex 09 France – Phone: 33(0)1 44 51 85 00 [AM.ODDO-BHF.COM](http://AM.ODDO-BHF.COM)