

# ODDO BHF Green Planet

29 MAY 2026

CN-EUR - Eur | Thematic Equity - Ecology - Global

Assets Under Management	<b>86 M\$</b>	Morningstar™ Category:	① ② ③ ④ ⑤ ⑥ ⑦
NAV per Unit	<b>151.77€</b>	Sector Equity Ecology	Risk scale (1)
Evolution vs M-1	<b>4.95€</b>	★ ★ ★ Rating at 4/30/26	6 8 9
		Rating at 3/31/26	SFDR Classification <sup>2</sup>

## Countries in which the fund is authorised for distribution to the public:

FR IT CHE DEU NLD AUT PRT ESP BEL SWE LUX FIN NOR

## Accredited investor only:

SGP

## PORTFOLIO MANAGERS

Diane Neuville, Marie-Lidwine Tardif

## MANAGEMENT COMPANY

ODDO BHF AM SAS

## KEY FEATURES

**Recommended investment horizon:** 5 Years

**Inception date (1st NAV):** 10/26/20

**Inception date of the fund:** 10/26/20

<b>Legal structure</b>	Sub-fund of the ODDO BHF SICAV Lux. Umbrella (UCITS)
<b>ISIN code</b>	LU2189930360
<b>Bloomberg code</b>	ODGPCNE LX
<b>Dividend policy</b>	Accumulation unit
<b>Minimum (initial) investment</b>	100 EUR
<b>Management company (by delegation)</b>	-
<b>Subscriptions/redemptions</b>	12:00pm, D
<b>Valuation</b>	Daily
<b>Management fees</b>	Annual rate of a maximum of 0.95%, payable quarterly and calculated based on the Sub-fund's average net assets for the month in question.
<b>Performance fees</b>	Maximum 20% of the Sub-Fund's outperformance of the benchmark index (see prospectus for details)
<b>Subscription fees</b>	5 % (maximum)
<b>Redemption fees</b>	Nil
<b>Management fees and other administrative or operating costs</b>	1.087 %

## INVESTMENT STRATEGY

ODDO BHF Green Planet is a global equity fund that uses artificial intelligence to invest in listed equities with exposure to the theme of ecological transition, through a selection of associated sub-themes such as clean energy, energy efficiency, sustainable mobility and the preservation of natural resources. A big-data algorithm is first used to construct an universe of eligible investments composed of companies whose business model contributes significantly to the sub-themes identified above. A quantitative model is then applied to this limited investment universe to identify between 30 and 60 companies with the most attractive financial and risk characteristics. The management team may adjust the weightings at its own discretion and the portfolio is monitored on an ongoing basis. The fund seeks to be permanently invested in equities with the aim of generating long-term capital growth while integrating a non-financial analysis.

**Benchmark :** MSCI All Countries World Index (Net Return, in EUR)

Net annual performance (12-months rolling)									
from	05/21	05/22	05/23	05/24	05/25				
to	05/22	05/23	05/24	05/25	05/26				
<b>FUND</b>	<b>2.1%</b>	<b>-0.6%</b>	<b>12.6%</b>	<b>-1.6%</b>	<b>20.6%</b>				
Benchmark	6.2%	6.8%	22.5%	8.6%	26.7%				
Calendar performance (from January 01 to December 31)									
	2021	2022	2023	2024	2025				
<b>FUND</b>	<b>18.7%</b>	<b>-16.7%</b>	<b>7.6%</b>	<b>12.7%</b>	<b>-1.6%</b>				
Benchmark	27.3%	-13.2%	24.6%	26.6%	7.9%				
Cumulative and annualized net returns									
	Annualized performance			Cumulative performance					
	3 years	5 years	Inception	1 M	YTD	1 year	3 years	5 years	Inception
<b>FUND</b>	<b>10.1%</b>	<b>6.3%</b>	<b>7.7%</b>	<b>3.4%</b>	<b>18.8%</b>	<b>20.6%</b>	<b>33.6%</b>	<b>35.7%</b>	<b>51.8%</b>
Benchmark	19.0%	13.8%	16.2%	5.6%	12.8%	26.7%	68.6%	91.2%	131.5%
Past performance is not an indication of future results. Performance may vary over time.									
Annualized volatility					1 year	3 years	5 years	Inception	
<b>FUND</b>					<b>10.6%</b>	<b>14.1%</b>	<b>14.3%</b>	<b>15.2%</b>	
Benchmark					9.6%	13.3%	13.4%	13.4%	

Benchmark since 15/04/2024: MSCI All Countries World Index (Net Return, USD). Previous benchmark: MSCI ACWI Climate Change NR USD Index and before 01/01/2023: MSCI All Countries World Index (Net Return, USD)

\*The glossary of indicators used is available for download on [www.am.oddo-bhf.com](http://www.am.oddo-bhf.com) in the Information section. | Sources: ODDO BHF AM SAS, Bloomberg, Morningstar® Sustainability provides company-level analysis used in the calculation of Morningstar's Sustainability Score.

(1) The summary risk indicator (SRI) is a guide to the level of risk of this product compared to other products. It shows how likely it is that the product will lose money because of movements in the market or because we are not able to pay you. It ranges from 1 (low risk) to 7 (high risk). This indicator is not constant and will change according to the fund's risk profile. The lowest category does not mean risk-free. Historical data, such as that used to calculate the SRI, may not be a reliable indication of the fund's future risk profile. There is no guarantee that the investment objectives in terms of risk will be achieved.

(2) Information on the EU Sustainable Finance Disclosure Regulation (SFDR) can be found in the SFDR classification(2) section of the document.

# ODDO BHF Green Planet

29 MAY 2026

CN-EUR - Eur | Thematic Equity - Ecology - Global

## MONTHLY MANAGEMENT COMMENT

In May 2026, the portfolio's underperformance was primarily driven by sector allocation decisions, notably the significant overweight in Industrials, which lagged, and the underweight in the strong-performing Information Technology sector. While individual stock selection within technology—particularly names such as Nextracker, Datadog, and AMD—generated strong positive contributions supported by robust earnings and AI-related growth drivers, these gains were insufficient to offset the broader allocation headwinds. The overweight in Materials provided modest positive selection effects, but overall portfolio positioning and sector rotation dynamics weighed on performance during a period marked by strong leadership from the technology sector.

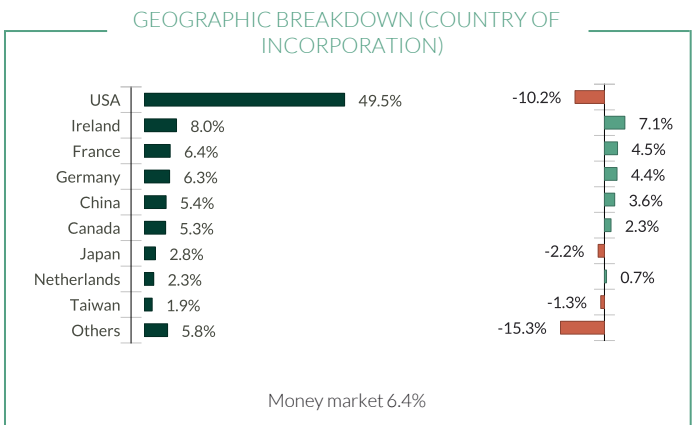
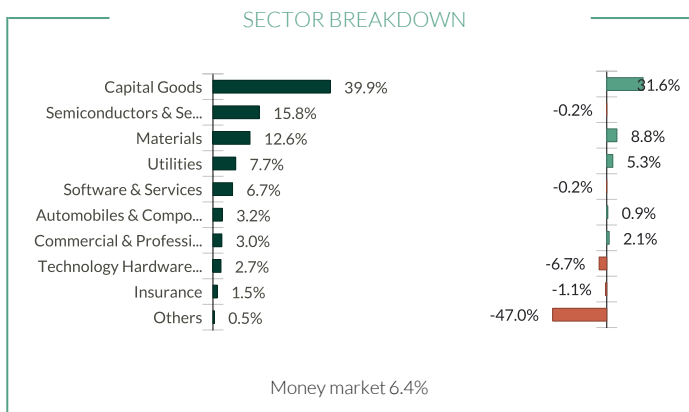
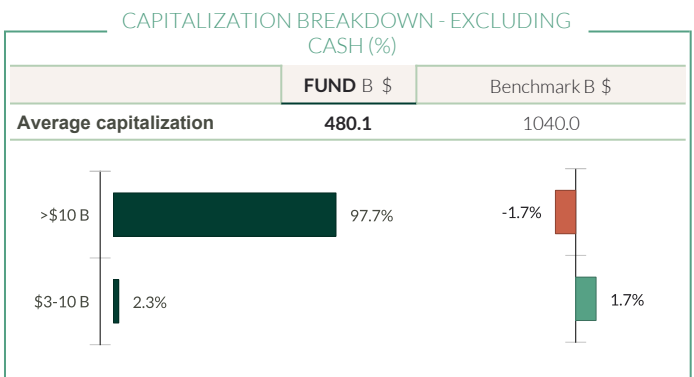
### Key contributors:

- Nextpower (+31.3%), a U.S.-based company, delivered exceptional performance driven by strong fourth-quarter earnings and revenue that exceeded expectations. The company also announced a major \$365 million acquisition of battery firm Prevalon Energy, marking its expansion into energy storage and AI data center power supply.
- Datadog (+87.1%), a U.S.-based software company, rallied sharply following outstanding Q1 2026 results after a difficult start to the year.

### Key detractors:

- JinkoSolar (-11.9%), a Chinese solar company, faced headwinds despite broader industry recovery trends. Although the company benefited from Beijing's push for self-sufficiency in critical technologies—with Q1 revenue more than doubling and net income surging—the stock declined over the period.
- Trimble (-16.2%), a U.S.-based technology company, despite beating Q1 2026 earnings expectations and raising FY2026 guidance, underperformed due to negative market sentiment, as its outlook was perceived as conservative.

Risk measurement	3 Years	5 Years
Sharpe ratio	0.52	0.31
Information ratio	-1.22	-0.98
Tracking Error (%)	7.12	7.68
Beta	0.92	0.91
Correlation coefficient (%)	86.67	84.80
Jensen's Alpha (%)	-7.34	-6.40



■ Fund      ■ Overweight      ■ Underweight against benchmark

The ESG approach consists in selecting companies with the best environmental, social and governance policies by favouring the best-rated issuers within an investment universe in terms of non-financial criteria (Best in Universe) and/or issuers showing an improvement in their ESG practices over time (Best Effort).

Past performance is not an indication of future results. Performance may vary over time.

# ODDO BHF Green Planet

29 MAY 2026

CN-EUR - Eur | Thematic Equity - Ecology - Global

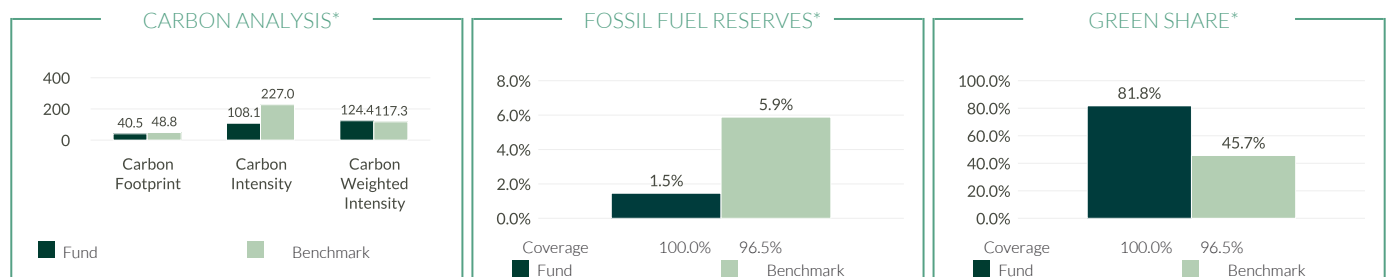
Main portfolio holdings					
	Weight in the fund (%)	Weight in the benchmark (%)	Country	Sector	MSCI ESG rating
Nvidia Corp	4.11	4.76	USA	Semiconductors & Semiconductor Equipmen	AA
Microsoft Corp	3.54	3.10	USA	Software & Services	AA
Eaton Corp Plc	3.00	0.15	Ireland	Capital Goods	A
Hydro One Ltd	2.94	0.01	Canada	Utilities	A
Hitachi Ltd	2.76	0.14	Japan	Capital Goods	AAA
Advanced Micro Devices	2.62	0.82	USA	Semiconductors & Semiconductor Equipmen	AA
Trane Technologies Plc	2.60	0.10	Ireland	Capital Goods	AAA
Quanta Services Inc	2.59	0.10	USA	Capital Goods	A
Linde Plc	2.37	0.23	Ireland	Materials	AA
Caterpillar Inc	2.33	0.40	USA	Capital Goods	AA
Number of holdings	63				

## SUSTAINABLE REPORT - OVERVIEW

ESG Rating		
	FUND	Benchmark
	May 26	May 26
MSCI ESG rating	AA	A
ESG coverage	100.0%	96.9%

Benchmark : MSCI All Countries World Index (Net Return, USD)

TOP 5 ESG rank					
	Sector	Country	Weight in the fund (%)	MSCI ESG rating	
Hitachi Ltd	Capital Goods	Japan	2.76	AAA	
Trane Technologies Plc	Capital Goods	Ireland	2.60	AAA	
Ecolab Inc	Materials	USA	1.98	AAA	
Iberdrola Sa	Utilities	Spain	1.82	AAA	
First Solar Inc	Semiconductors & Semiconductor Equipment	USA	1.81	AAA	
Subtotal top 5			10.97	-	



\*Carbon analysis defined in the glossary page 5  
Sources: ODDO BHF AM SAS, MSCI.

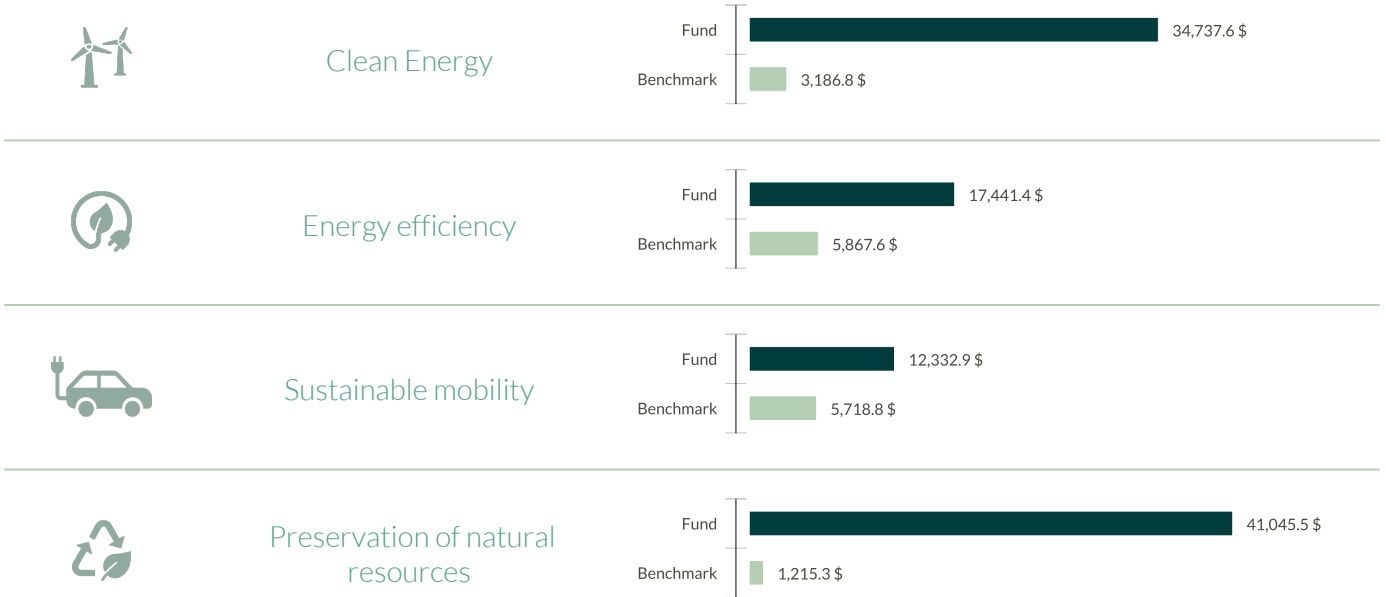
# ODDO BHF Green Planet

29 MAY 2026

CN-EUR - Eur | Thematic Equity - Ecology - Global

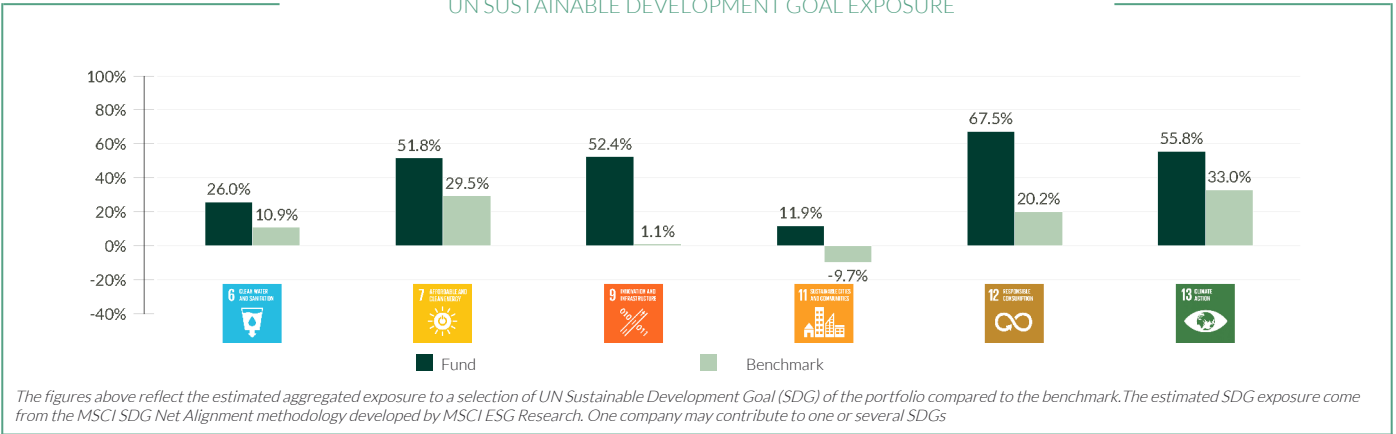
## PORTFOLIO'S SUSTAINABLE IMPACT ANALYSIS VS. BENCHMARK

Revenues generated by a \$1mm investment in the portfolio compared to the same investment in the benchmark:



The figures above reflect the estimated annual revenue generated by companies from products and services providing sustainable impact solutions in relation with the 4 subthemes. A portfolio or index's estimated annual revenue derived from sustainable impact products and services is the sum of each company's sustainable impact solutions revenue represented by the investor's ownership stake.

## UN SUSTAINABLE DEVELOPMENT GOAL EXPOSURE



# ODDO BHF Green Planet

29 MAY 2026

CN-EUR - Eur | *Thematic Equity - Ecology - Global*

## SUSTAINABLE REPORT – METHODOLOGY

ODDO BHF AM considers that measuring the environmental, social and governance impact of an investment is an essential step in disseminating good practices in ESG integration. To do this, it is imperative to have reliable, simple quantitative criteria (no reprocessing) and to allow comparison between portfolios regardless of their composition (large vs midcaps, geographical and sectoral diversity).

The choice of indicators is therefore crucial for the relevance of impact measurement. The data for the environmental indicators come from our external non-financial analysis provider, MSCI. We systematically indicate the availability of the data at the level of the portfolio and its benchmark.

### ESG integration at ODDO BHF Asset Management | 3 systematic steps

**Exclusions**

- **Norm-based:** exclusion of companies that do not comply with certain international standards.(chemical weapons , anti-personnel mines, violation of the principles of the Global Compact, etc.)
- **Sector-based:** total or partial exclusion of sectors or activities based on ethical considerations (tobacco, gambling, weapon, adult entertainment / pornographie and Coal...)


**ESG ratings**

- Usage of MSCI data based on a "Best-in-Class" approach
- All titles considered for investments have at least a BB rating

**Dialogue and engagement**

- Regular dialogue with issuer in the investment universe
- Individual or collaborative commitment

### ESG rating methodology



Environment	Social	Governance
<ul style="list-style-type: none"> <li>Climate Change</li> <li>Natural Resources</li> <li>Pollution &amp; Waste</li> <li>Environmental Opportunities</li> </ul>	<ul style="list-style-type: none"> <li>Human Capital</li> <li>Product Liability</li> <li>Stakeholder Opposition</li> <li>Social Opportunities</li> </ul>	<ul style="list-style-type: none"> <li>Corporate Governance</li> <li>Corporate Behavior</li> </ul>

Exposure metrics, management metrics and industry specific weighting  
 Final result between 1-10 which is matched to a rating between AAA to CCC

0 - 2,857
2,857 - 7,143
7,143 - 10

CCC	B	BB	BBB	A	AA	AAA
-----	---	----	-----	---	----	-----

High risk... ...Strong opportunity

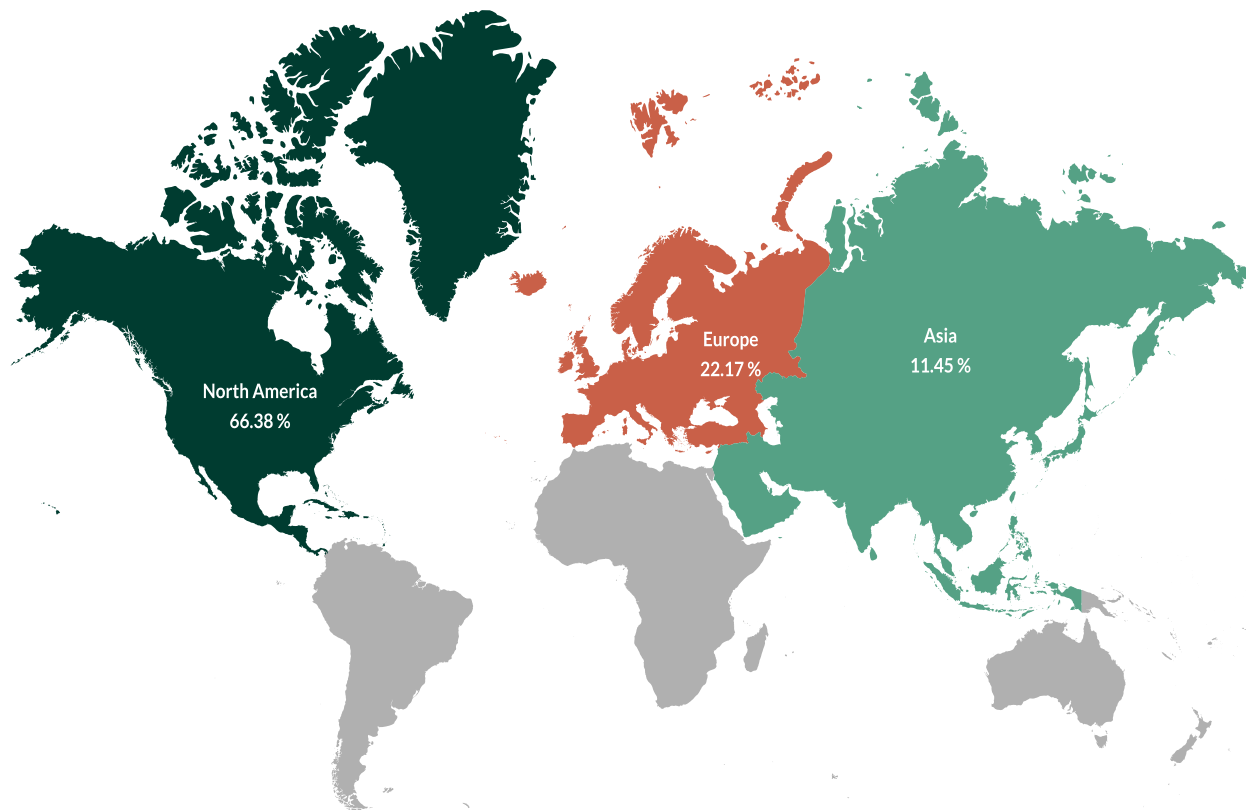
Sources: ODDO BHFAM SAS, MSCI.

# ODDO BHF Green Planet

29 MAY 2026

CN-EUR - Eur | *Thematic Equity - Ecology - Global*

GEOGRAPHICAL BREAKDOWN OF SALES REVENUE (EQUITY EXPOSURE BY CONTINENT)



# ODDO BHF Green Planet

29 MAY 2026

CN-EUR - Eur | *Thematic Equity - Ecology - Global*

## Glossary

<b>Carbon Footprint</b>	Portfolio carbon emissions per million dollars invested
<b>Carbon intensity</b>	Portfolio carbon emissions per million dollars of turnover
<b>Weighted Average Carbon Intensity</b>	Carbon emissions per million dollars of turnover weighted by the weight of each portfolio company Carbon metrics methodology: We updated our methodology of carbon intensity calculation. Starting January 31st, 2023, when reported carbon values are unavailable or inconsistent, estimated carbon values are used. The estimations are based on average carbon value (scope 1+2 emissions) of sectoral peers as a function of revenues
<b>Fossil fuel reserves</b>	% of portfolio exposed to companies that own fossil fuel reserves
<b>Green share</b>	% of portfolio exposed to companies that offer clean technologies solutions
<b>SFDR Classification</b>	The EU Sustainable Finance Disclosure Regulation (SFDR) is a set of EU rules which aim to make the sustainability profile of funds transparent, more comparable and better understood by end investors. Article 6: The management team does not consider sustainability risks or adverse effects of investment decisions on sustainability factors in the investment decision making process. Article 8: The management team addresses sustainability risks by integrating ESG criteria (Environment and/or Social and/or Governance) into its investment decision making process. Article 9: The management team follows a strict sustainable investment objective that significantly contributes to the challenges of the ecological transition, and addresses Sustainability Risks through ratings provided by the Management Company's external ESG data provider.

# ODDO BHF Green Planet

29 MAY 2026

**CN-EUR - Eur | Thematic Equity - Ecology - Global**

## RISKS:

The fund is exposed to the following risks :risk of capital loss, equity risk, interest rate risk, credit risk, risk associated with discretionary management, currency risk, risk associated with commitments on forward financial instruments, counterparty risk, liquidity risk of underlying assets, risk associated with holding small and medium capitalisations, emerging markets risk, volatility risk, modelling risk, Sustainability risk

## DISCLAIMER

This document has been drawn up by ODDO BHF AM SAS. Potential investors should consult an investment advisor before subscribing to the fund. The investor is informed that the fund presents a risk of capital loss, but also many risks linked to the financial instruments/strategies in the portfolio. In case of subscription, investors must read the Key Information Document (KID) and the fund's prospectus in order to acquaint themselves with the detailed nature of any risks incurred and all costs. The value of the investment may vary both upwards and downwards and may not be returned in full. The investment must be made in accordance with investors' investment objectives, their investment horizon and their capacity to deal with the risk arising from the transaction. ODDO BHF AM SAS cannot be held responsible for any direct or indirect damages resulting from the use of this document or the information contained in it. This information is provided for indicative purposes and may be modified at any moment without prior notice. Any opinions presented in this document result from our market forecasts on the publication date. They are subject to change according to market conditions and ODDO BHF AM SAS shall not in any case be held contractually liable for them. The net asset values presented in this document are provided for indicative purposes only. Only the net asset value marked on the transaction statement and the securities account statement is authoritative. Subscriptions and redemptions of mutual funds are processed at an unknown asset value.

A summary of investor rights is available free of charge in electronic form in English language on the website at : [https://am.oddo-bhf.com/FRANCE/en/non\\_professional\\_investor/infos\\_reglementaire](https://am.oddo-bhf.com/FRANCE/en/non_professional_investor/infos_reglementaire). The fund may have been authorized for distribution in different EU member states. Investors are advised to the fact that the management company may decide to withdraw with the arrangements it has made for the distribution of the units of the fund in accordance with Article 93a of Directive 2009/65/EC and Article 32a of Directive 2011/61/EU.

The Key Information Document (DEU, ESP, FR, GB, ITL, NLD, NOR, POR, S) and the prospectus (DEU, FR, GB) are available free of charge from ODDO BHF AM SAS or at [am.oddo-bhf.com](http://am.oddo-bhf.com) or at authorized distributors. The annual and interim reports are available free of charge from ODDO BHF AM SAS or on its internet site [am.oddo-bhf.com](http://am.oddo-bhf.com).

The complaints handling policy is available on our website [am.oddo-bhf.com](http://am.oddo-bhf.com) in the regulatory information section. Customer complaints can be addressed in the first instance to the following e-mail address: [service\\_client@oddo-bhf.com](mailto:service_client@oddo-bhf.com) or directly to the Consumer Mediation Service: <http://mediationconsommateur.be>. The fund is licensed for sale in Switzerland. The Key Information Document, the prospectus, the annual and interim reports for Switzerland can be obtained free of charge from the Swiss Representative and paying agent, BNP Paribas Securities Services, succursale de Zurich, Selnaustrasse 16, 8002 Zurich, Switzerland. For Singapore: the Funds information is contained in the Singapore information memorandum which can be obtained from a fund distributor or directly with ODDO BHF AM SAS. Potential investors should read the fund's prospectus and the Singapore information memorandum before deciding whether to subscribe for or purchase shares in any of the funds.

Although ODDO BHF Asset Management and its information providers, including without limitation, MSCI ESG Research LLC and its affiliates (the "ESG Parties"), obtain information (the "Information") from sources they consider reliable, none of the ESG Parties warrants or guarantees the originality, accuracy and/or completeness, of any data herein and expressly disclaim all express or implied warranties, including those of merchantability and fitness for a particular purpose. The Information may only be used for your internal use, may not be reproduced or re-disseminated in any form and may not be used as a basis for, or a component of, any financial instruments or products or indices. Further, none of the information can in and of itself be used to determine which securities to buy or sell or when to buy or sell them. None of the ESG Parties shall have any liability for any errors or omissions in connection with any data herein, or any liability for any direct, indirect, special, punitive, consequential or any other damages (including lost profits) even if notified of the possibility of such damages. ©2021 MSCI ESG Research LLC. Reproduced by permission.