

# ODDO BHF Avenir Euro

30 APRIL 2026

CI-EUR - Eur | *Fundamental Equities - Mid Cap - Eurozone*

Assets Under Management	232 M€	Morningstar™ Category:	① ② ③ ④ ⑤ ⑥ ⑦
NAV per Unit	438,869.22€	Eurozone Mid-Cap Equity	Risk scale (1)
Evolution vs M-1	23,558.46€	★ ★ ★ Rating at 4/30/26	6 8 9
		Rating at 3/31/26	SFDR Classification <sup>2</sup>

Countries in which the fund is authorised for distribution to the public:

FR IT CHE DEU NLD AUT ESP

Accredited investor only:

SGP

## PORTFOLIO MANAGERS

Pascal Riegis, Grégory Deschamps, Frédéric Doussard,

Sébastien Maillard

## MANAGEMENT COMPANY

ODDO BHF AM SAS

## KEY FEATURES

**Recommended investment horizon:** 5 Years

**Inception date (1st NAV):** 12/30/98

**Inception date of the fund:** 9/19/85

<b>Legal structure</b>	FCP
<b>ISIN code</b>	FR0010247783
<b>Bloomberg code</b>	ODDPIFB FP
<b>Dividend policy</b>	Accumulation unit
<b>Minimum (initial) investment</b>	250000 EUR
<b>Management company (by delegation)</b>	-
<b>Subscriptions/redemptions</b>	11:15am D
<b>Valuation</b>	Daily
<b>Management fees</b>	Up to 1.00% (inclusive of tax) of the net assets
<b>Performance fees</b>	Maximum 20% of the Fund's outperformance of the benchmark index (see prospectus for details)
<b>Subscription fees</b>	4 % (maximum)
<b>Redemption fees</b>	Nil
<b>Management fees and other administrative or operating costs</b>	1 %
<b>Annualized volatility</b>	
	1 year 3 years 5 years 10 years
<b>FUND</b>	16.8% 15.8% 16.6% 17.0%
Benchmark	14.1% 14.0% 15.1% 16.7%

## INVESTMENT STRATEGY

ODDO BHF Avenir Euro is a Euro Zone equity fund invested in small and mid caps with a maximum of 10% in companies domiciled outside the Euro Zone. It aims to be permanently invested in equities, targeting long-term capital growth. It selects some of the best performing cyclical and non-cyclical companies in the Euro Zone, which often have an international presence, where the price is considered attractive taking long-term prospects into account.

**Benchmark :** MSCI EMU SMID Cap (NR)

Net annual performance (12-months rolling)										
from	04/16	04/17	04/18	04/19	04/20	04/21	04/22	04/23	04/24	04/25
to	04/17	04/18	04/19	04/20	04/21	04/22	04/23	04/24	04/25	04/26
<b>FUND</b>	25.0%	8.2%	0.0%	-5.8%	37.1%	-14.5%	3.6%	7.3%	-8.8%	18.2%
Benchmark	20.7%	9.4%	-1.6%	-12.1%	40.6%	-1.3%	-0.8%	8.5%	13.2%	23.8%

Calendar performance (from January 01 to December 31)									
	2017	2018	2019	2020	2021	2022	2023	2024	2025
<b>FUND</b>	25.0%	-17.7%	32.2%	5.2%	18.0%	-23.6%	15.5%	-3.7%	11.6%
Benchmark	21.1%	-15.9%	27.3%	4.4%	18.9%	-16.0%	10.8%	8.0%	28.5%

Cumulative and annualized net returns									
	Annualized performance			Cumulative performance					
	3 years	5 years	10 years	1 month	YTD	1 year	3 years	5 years	10 years
<b>FUND</b>	4.9%	0.5%	6.0%	5.7%	2.8%	18.2%	15.6%	2.4%	78.9%
Benchmark	15.0%	8.3%	9.1%	6.3%	6.5%	23.8%	52.0%	48.9%	138.9%

Past performance is not an indication of future results. Performance may vary over time.

Risk measurement		1 Year	3 Years	5 Years	10 Years
Sharpe ratio		1.34	0.12	-0.09	0.30
Information ratio		-0.55	-1.58	-1.25	-0.50
Tracking Error (%)		6.60	6.12	6.18	6.09
Beta		1.10	1.04	1.02	0.95
Correlation coefficient (%)		92.31	92.25	92.87	93.49
Jensen's Alpha (%)		-6.13	-10.15	-7.86	-2.67

New benchmark since October, 01 2013. Previous benchmark: HSBC Euroland Smaller Companies (TR). Management change the 30 october 2005. The fund was created on 09/19/1985.

\*The glossary of indicators used is available for download on [www.am.oddo-bhf.com](http://www.am.oddo-bhf.com) in the Information section. | Sources : ODDO BHF AM SAS, Bloomberg, Morningstar® Sustainalytics provides company-level analysis used in the calculation of Morningstar's Sustainability Score.

(1) The summary risk indicator (SRI) is a guide to the level of risk of this product compared to other products. It shows how likely it is that the product will lose money because of movements in the market or because we are not able to pay you. It ranges from 1 (low risk) to 7 (high risk). This indicator is not constant and will change according to the fund's risk profile. The lowest category does not mean risk-free. Historical data, such as that used to calculate the SRI, may not be a reliable indication of the fund's future risk profile. There is no guarantee that the investment objectives in terms of risk will be achieved.

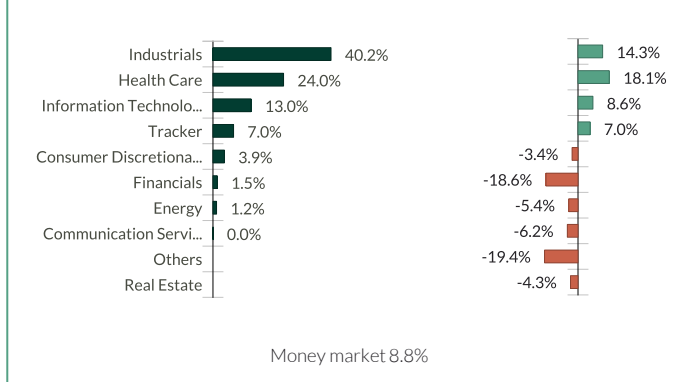
(2) Information on the EU Sustainable Finance Disclosure Regulation (SFDR) can be found in the SFDR classification(2) section of the document.

# ODDO BHF Avenir Euro

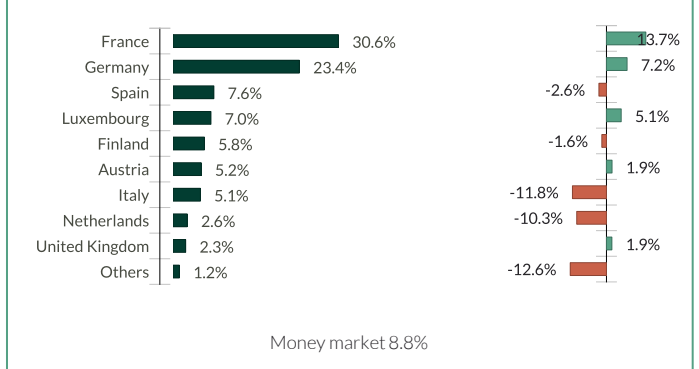
30 APRIL 2026

CI-EUR - Eur | Fundamental Equities - Mid Cap - Eurozone

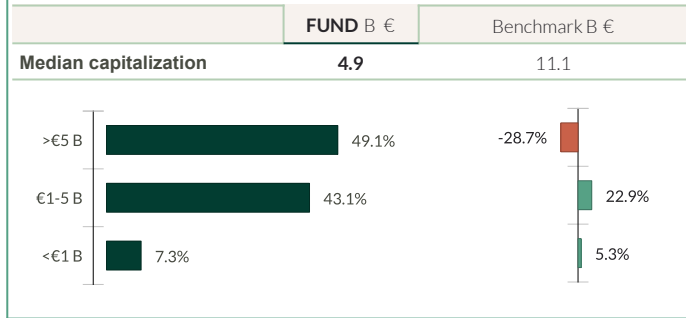
## SECTOR BREAKDOWN



## GEOGRAPHIC BREAKDOWN (COUNTRY OF INCORPORATION)



## CAPITALIZATION BREAKDOWN - EXCLUDING CASH (%)



■ Fund ■ Overweight ■ Underweight against benchmark

## Weighted carbon intensity (tCO<sub>2</sub>e / €m turnover)

	FUND	Benchmark
Weighted carbon intensity	18.9	100.9
Coverage ratio	100.0%	100.0%

Source MSCI. We use scopes 1 (direct emissions) and 2 (indirect emissions related to electricity, heat or steam consumption) to calculate the carbon intensity, expressed in tonnes of CO<sub>2</sub> equivalent per million € of revenues. Cash and derivatives are not covered. Carbon metrics methodology: see details on page 4

## Main portfolio holdings

	Weight in the fund (%)	Weight in the benchmark (%)	Country	Sector	MSCI ESG rating
Ipsen	5.36	0.39	France	Health Care	AA
Lyxor Euro Stoxx Banks Dr	4.92		Luxembourg	Tracker	AAA
Andritz Ag	4.77	0.30	Austria	Industrials	BBB
Virbac Sa	4.72	0.10	France	Health Care	AA
Krones Ag	4.40	0.11	Germany	Industrials	BBB
Wartsila Oyj Abp	4.21	1.11	Finland	Industrials	AAA
Rexel Sa	4.08	0.49	France	Industrials	AAA
De'Longhi Spa	3.88	0.14	Italy	Consumer Discretionary	A
Fluidra Sa	3.81	0.12	Spain	Industrials	AA
Laboratorios Almirall Sa	3.74	0.06	Spain	Health Care	A

Number of holdings 45

# ODDO BHF Avenir Euro

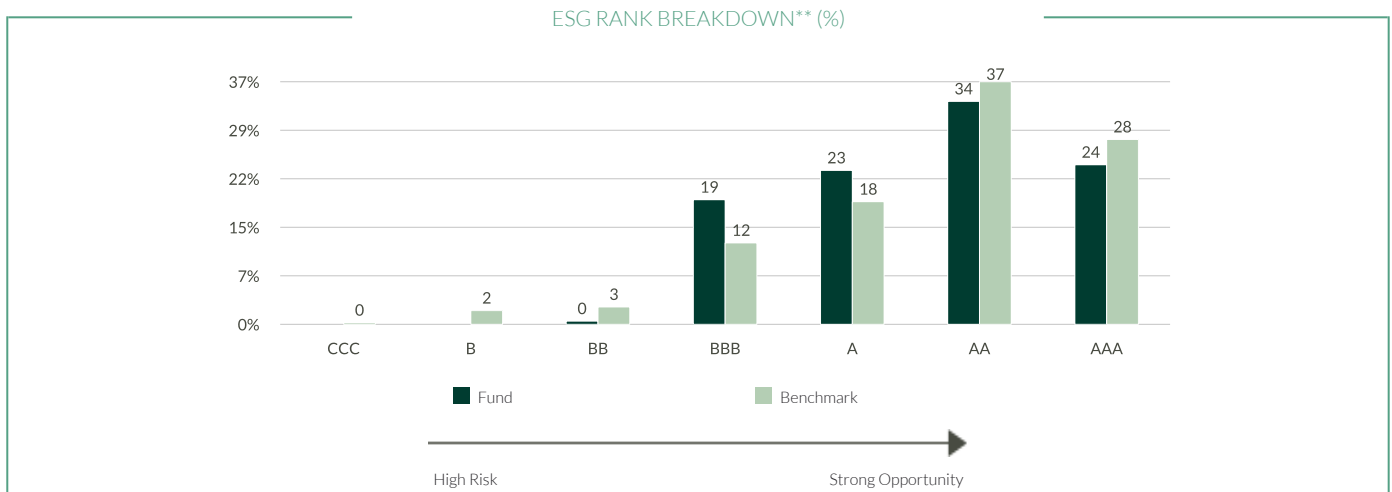
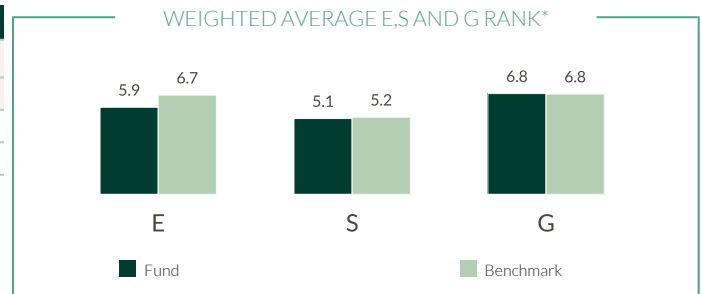
30 APRIL 2026

CI-EUR - Eur | *Fundamental Equities - Mid Cap - Eurozone*

## SUSTAINABLE REPORT - OVERVIEW

ESG Rating		
	FUND	Benchmark
	Apr 26	Apr 26
<b>MSCI ESG rating</b>	AA	AA
<b>ESG coverage**</b>	95.0%	99.8%

Benchmark : MSCI EMU SMID Cap (NR)



TOP 5 ESG rank				
	Sector	Country	Weight in the fund (%)	MSCI ESG rating
Lyxor Euro Stoxx Banks Dr	Tracker	Luxembourg	4.92	AAA
Wartsila Oyj Abp	Industrials	Finland	4.21	AAA
Rexel Sa	Industrials	France	4.08	AAA
Gea Group Ag	Industrials	Germany	2.85	AAA
Convatec Group Plc	Health Care	United Kingdom	2.33	AAA
<b>Subtotal top 5</b>	-	-	<b>18.38</b>	-

\*ESG rank at the end of the period.

\*\* rebased on the rated part of the fund | rating according to MSCI from CCC (High Risk) to AAA (Strong Opportunity).

©2021 MSCI ESG Research LLC. Reproduced by permission.

# ODDO BHF Avenir Euro

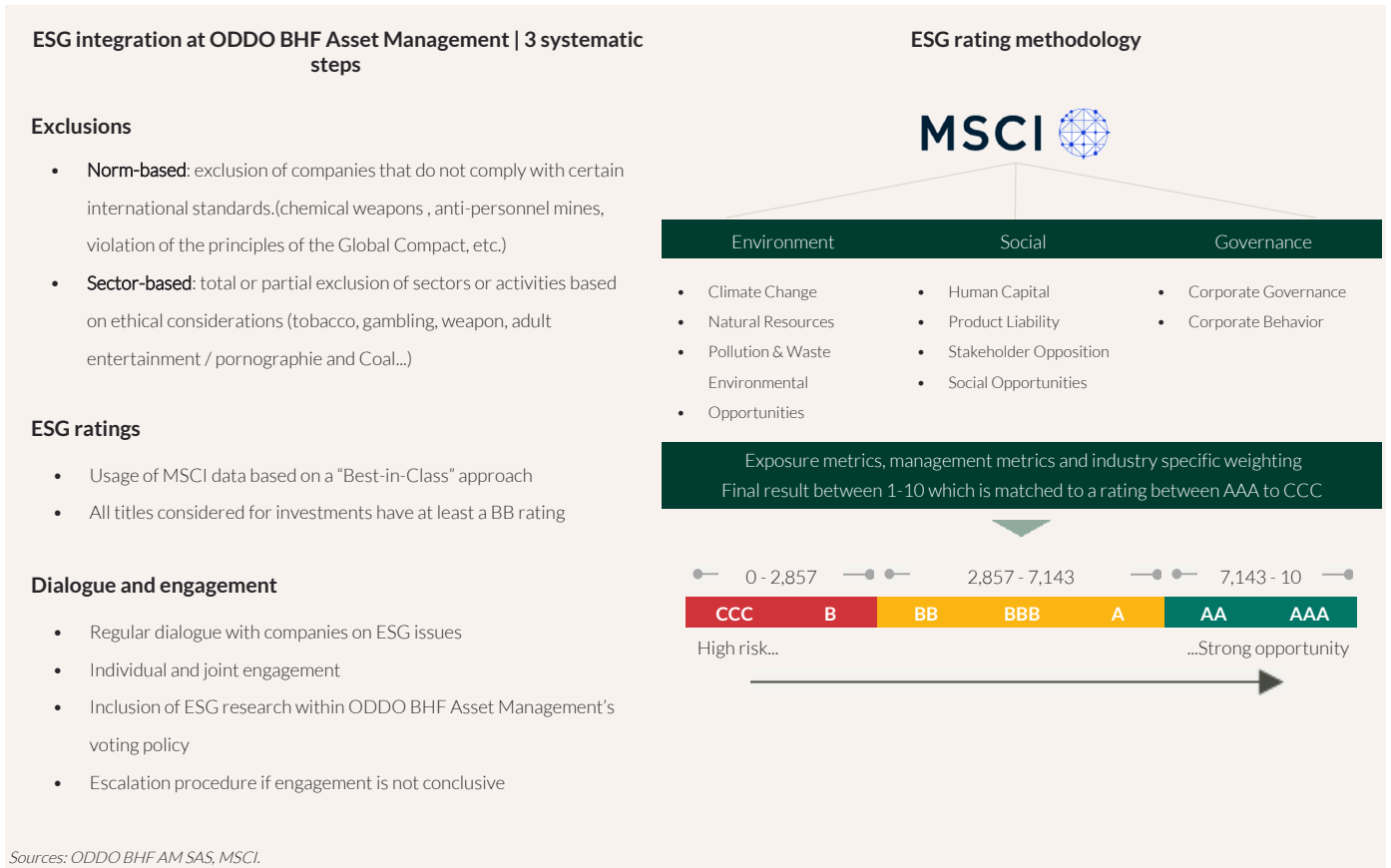
30 APRIL 2026

CI-EUR - Eur | *Fundamental Equities - Mid Cap - Eurozone*

## SUSTAINABLE REPORT – METHODOLOGY

ODDO BHF AM considers that measuring the environmental, social and governance impact of an investment is an essential step in disseminating good practices in ESG integration. To do this, it is imperative to have reliable, simple quantitative criteria (no reprocessing) and to allow comparison between portfolios regardless of their composition (large vs midcaps, geographical and sectoral diversity).

The choice of indicators is therefore crucial for the relevance of impact measurement. The data for the environmental indicators come from our external non-financial analysis provider, MSCI. We systematically indicate the availability of the data at the level of the portfolio and its benchmark.



**Carbon metrics methodology:** We updated our methodology of carbon intensity calculation.

Starting January 31st, 2023, when reported carbon values are unavailable or inconsistent, estimated carbon values are used.

The estimations are based on average carbon value (scope 1+2 emissions) of sectoral peers as a function of revenues

# ODDO BHF Avenir Euro

30 APRIL 2026

CI-EUR - Eur | *Fundamental Equities - Mid Cap - Eurozone*

## MONTHLY MANAGEMENT COMMENT

After a sharp fall in March, equities rebounded strongly in the first half of April following the announcement of a ceasefire in the Middle East. This optimism faded somewhat towards the end of the month, with peace talks stalling and the price of oil anchored above USD 100/bbl. This powerful rebound was led by technology, AI and the most cyclical sectors, which had suffered most the previous month. The Nasdaq gained 15.3% and the S&P 500 10.4%. In Europe, the MSCI Europe NR index rose by 5.2%, led by its much more modest technology sector (+15.8%), banking (+9.0%), media (+9.5%) and industrials (+8%). Conversely, health care, which was already down by 8.2% in March, was the only sector to post a fall (-1%) this month. It continues to suffer from inflation fears, which could erode margins in markets where sales prices may be regulated in some countries.

The economic context varies between continents. In the United States, economic activity remains healthy, despite its Q1 GDP coming in slightly below expectations at +2%. PMIs are still trending well, the unemployment rate is low at 4.3% (vs. 4.4% the previous month) and consumer confidence remains high. The mood is gloomier in Europe, in particular because of the geopolitical context, energy dependency and the low weighting of technology and AI.

Our fund benefited well from the market rebound in the first half of the month, but it then suffered from its significant exposure to the health care sector and bioMérieux's disappointing quarterly publication. The latter was penalised by the sharp fall in respiratory infections and a drop in new machine installations, which also affected its competitors. Our aerospace equipment manufacturers did not benefit from the rebound of industrial companies, even though their weighting was considerably reduced from the beginning of March. The price of oil and rumours of possible jet fuel shortages led to fears of a drop in air traffic.

In an increasingly uncertain and changing world, we stand by our investment philosophy. We invest in companies that are able to adapt to the new rules of international trade, and to the ongoing technological and geopolitical shifts. We make sure that their competitive advantage remains sustainable, ensuring their ability to grow across the world and to outpace global GDP growth.

## RISKS:

The fund is exposed to the following risks :risk of capital loss, equity risk, interest rate risk, credit risk, risk associated with discretionary management, risk associated with commitments on forward financial instruments, counterparty risk, risk associated with holding small and medium capitalisations, risks associated with securities financing transactions and collateral management, Sustainability risk and on an ancillary basis currency risk

## SFDR CLASSIFICATION<sup>2</sup>

The EU Sustainable Finance Disclosure Regulation (SFDR) is a set of EU rules which aim to make the sustainability profile of funds transparent, more comparable and better understood by end investors. Article 6: The management team does not consider sustainability risks or adverse effects of investment decisions on sustainability factors in the investment decision making process. Article 8: The management team addresses sustainability risks by integrating ESG criteria (Environment and/or Social and/or Governance) into its investment decision making process. Article 9: The management team follows a strict sustainable investment objective that significantly contributes to the challenges of the ecological transition, and addresses Sustainability Risks through ratings provided by the Management Company's external ESG data provider.

## DISCLAIMER

This document has been drawn up by ODDO BHF AM SAS. Potential investors should consult an investment advisor before subscribing to the fund. The investor is informed that the fund presents a risk of capital loss, but also many risks linked to the financial instruments/strategies in the portfolio. In case of subscription, investors must read the Key Information Document (KID) and the fund's prospectus in order to acquaint themselves with the detailed nature of any risks incurred and all costs. The value of the investment may vary both upwards and downwards and may not be returned in full. The investment must be made in accordance with investors' investment objectives, their investment horizon and their capacity to deal with the risk arising from the transaction. ODDO BHF AM SAS cannot be held responsible for any direct or indirect damages resulting from the use of this document or the information contained in it. This information is provided for indicative purposes and may be modified at any moment without prior notice. Any opinions presented in this document result from our market forecasts on the publication date. They are subject to change according to market conditions and ODDO BHF AM SAS shall not in any case be held contractually liable for them. The net asset values presented in this document are provided for indicative purposes only. Only the net asset value marked on the transaction statement and the securities account statement is authoritative. Subscriptions and redemptions of mutual funds are processed at an unknown asset value.

A summary of investor rights is available free of charge in electronic form in English language on the website at : [https://am.oddo-bhf.com/FRANCE/en/non\\_professional\\_investor/infos\\_reglementaire](https://am.oddo-bhf.com/FRANCE/en/non_professional_investor/infos_reglementaire). The fund may have been authorized for distribution in different EU member states. Investors are advised to the fact that the management company may decide to withdraw with the arrangements it has made for the distribution of the units of the fund in accordance with Article 93a of Directive 2009/65/EC and Article 32a of Directive 2011/61/EU.

The Key Information Document (DEU, ESP, FR, GB, IRL, NLD) and the prospectus (FR, GB) are available free of charge from ODDO BHF AM SAS or at [am.oddo-bhf.com](http://am.oddo-bhf.com) or at authorized distributors. The annual and interim reports are available free of charge from ODDO BHF AM SAS or on its internet site [am.oddo-bhf.com](http://am.oddo-bhf.com).

The complaints handling policy is available on our website [am.oddo-bhf.com](http://am.oddo-bhf.com) in the regulatory information section. Customer complaints can be addressed in the first instance to the following e-mail address: [service\\_client@oddo-bhf.com](mailto:service_client@oddo-bhf.com). The fund is licensed for sale in Switzerland. The Key Information Document, the prospectus, the annual and interim reports for Switzerland can be obtained free of charge from the Swiss Representative and paying agent, RBC INVESTOR SERVICES BANK, succursale de Zürich, Bleicherweg 7, 8027 Zürich, Switzerland. For Singapore: the Funds information is contained in the Singapore information memorandum which can be obtained from a fund distributor or directly with ODDO BHF AM SAS. Potential investors should read the fund's prospectus and the Singapore information memorandum before deciding whether to subscribe for or purchase shares in any of the funds.

Although ODDO BHF Asset Management and its information providers, including without limitation, MSCI ESG Research LLC and its affiliates (the "ESG Parties"), obtain information (the "Information") from sources they consider reliable, none of the ESG Parties warrants or guarantees the originality, accuracy and/or completeness, of any data herein and expressly disclaim all express or implied warranties, including those of merchantability and fitness for a particular purpose. The Information may only be used for your internal use, may not be reproduced or re-disseminated in any form and may not be used as a basis for, or a component of, any financial instruments or products or indices. Further, none of the information can in and of itself be used to determine which securities to buy or sell or when to buy or sell them. None of the ESG Parties shall have any liability for any errors or omissions in connection with any data herein, or any liability for any direct, indirect, special, punitive, consequential or any other damages (including lost profits) even if notified of the possibility of such damages. ©2021 MSCI ESG Research LLC. Reproduced by permission.