

ODDO BHF Génération

30 APRIL 2026

CN-EUR - Eur | *Fundamental Equity - Large Cap - Europe*

Assets Under Management	222 M€	Morningstar™ Category:	① ② ③ ④ ⑤ ⑥ ⑦
NAV per Unit	178.78€	Eurozone Large-Cap Equity	Risk scale (1)
Evolution vs M-1	11.97€ ★	Rating at 4/30/26	6 8 9
		Rating at 3/31/26	SFDR Classification ²

Countries in which the fund is authorised for distribution to the public:

FR IT CHE DEU NLD PRT ESP SWE LUX FIN NOR

PORTFOLIO MANAGERS

Emmanuel Chapuis, François-Régis Breuil

MANAGEMENT COMPANY

ODDO BHF AM SAS

KEY FEATURES

Recommended investment horizon: 5 Years

Inception date (1st NAV): 7/10/15

Inception date of the fund: 6/17/96

Legal structure	FCP
ISIN code	FR0012847150
Bloomberg code	ODDGNB2 FP
Dividend policy	Accumulation unit
Minimum (initial) investment	100 EUR
Management company (by delegation)	-
Subscriptions/redemptions	11:15am D
Valuation	Daily
Management fees	Up to 1.15% (inclusive of tax) of the net assets, excluding units or shares of UCITS
Performance fees	Up to 20% of the Fund's outperformance relative to the benchmark index, once past underperformance over the previous five years has been offset, and provided that the absolute return is positive.
Subscription fees	4 % (maximum)
Redemption fees	Nil
Management fees and other administrative or operating costs	1.12 %
Annualized volatility	
	1 year 3 years 5 years 10 years
FUND	18.1% 16.5% 17.2% 18.2%
Benchmark	16.2% 14.8% 15.8% 17.5%

INVESTMENT STRATEGY

ODDO BHF Génération is a European equity fund of all market caps that seeks to invest mainly in companies with stable and sustainable shareholdings (often family-owned companies). It aims to be permanently invested in equities, targeting long-term capital growth. The fund follows a pure stock-picking strategy based on fundamental analysis and individual stock valuation to find attractively priced stocks with regard to their long-term prospects

Benchmark : 100% Oddo Sociétés Familiales Euro TR

Net annual performance (12-months rolling)											
from	04/16	04/17	04/18	04/19	04/20	04/21	04/22	04/23	04/24	04/25	
to	04/17	04/18	04/19	04/20	04/21	04/22	04/23	04/24	04/25	04/26	
FUND	28.2%	2.2%	-4.5%	-16.6%	38.6%	-5.8%	8.3%	10.2%	-8.3%	4.1%	
Benchmark	21.1%	4.7%	0.8%	-14.9%	38.1%	-2.2%	11.9%	12.8%	9.0%	7.9%	

Calendar performance (from January 01 to December 31)										
	2017	2018	2019	2020	2021	2022	2023	2024	2025	
FUND	16.8%	-19.5%	22.0%	1.7%	23.1%	-19.5%	19.7%	-2.9%	7.8%	
Benchmark	12.5%	-12.7%	25.5%	-1.0%	22.2%	-12.5%	18.8%	9.5%	22.6%	

Cumulative and annualized net returns										
	Annualized performance			Cumulative performance						
	3 years	5 years	10 years	1 month	YTD	1 year	3 years	5 years	10 years	
FUND	1.7%	1.4%	4.5%	7.2%	-4.3%	4.1%	5.3%	7.4%	55.4%	
Benchmark	9.9%	7.7%	8.1%	4.4%	-5.3%	7.9%	32.7%	45.1%	117.7%	

Past performance is not an indication of future results. Performance may vary over time.

Risk measurement	1 Year	3 Years	5 Years	10 Years
Sharpe ratio		-0.09	-0.03	0.20
Information ratio		-0.88	-1.75	-1.33
Tracking Error (%)		4.34	4.82	4.88
Beta		1.09	1.07	1.05
Correlation coefficient (%)		97.38	95.83	96.02
Jensen's Alpha (%)			-8.90	-6.78
				-3.54

*The glossary of indicators used is available for download on www.am.oddo-bhf.com in the Information section. | Sources : ODDO BHF AM SAS, Bloomberg, Morningstar® Sustainability provides company-level analysis used in the calculation of Morningstar's Sustainability Score.

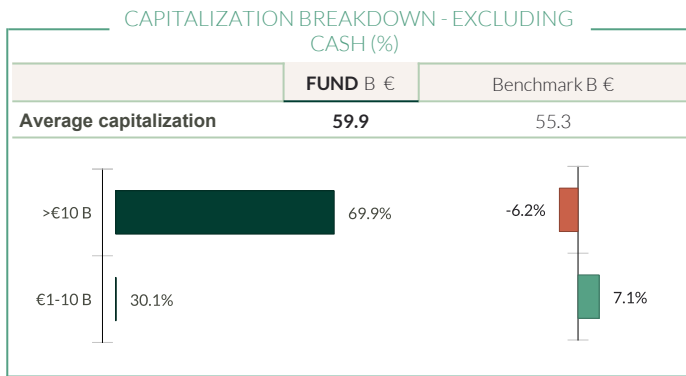
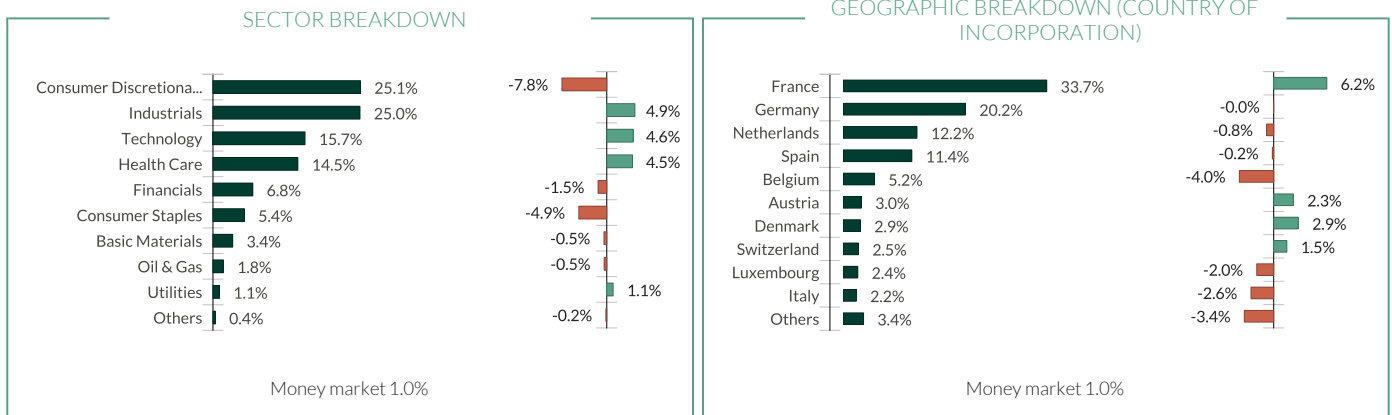
(1) The summary risk indicator (SRI) is a guide to the level of risk of this product compared to other products. It shows how likely it is that the product will lose money because of movements in the market or because we are not able to pay you. It ranges from 1 (low risk) to 7 (high risk). This indicator is not constant and will change according to the fund's risk profile. The lowest category does not mean risk-free. Historical data, such as that used to calculate the SRI, may not be a reliable indication of the fund's future risk profile. There is no guarantee that the investment objectives in terms of risk will be achieved.

(2) Information on the EU Sustainable Finance Disclosure Regulation (SFDR) can be found in the SFDR classification(2) section of the document.

ODDO BHF Génération

30 APRIL 2026

CN-EUR - Eur | Fundamental Equity - Large Cap - Europe



■ Fund ■ Overweight ■ Underweight against benchmark

Weighted carbon intensity (tCO2e / €m turnover)		
	FUND	Benchmark
Weighted carbon intensity	44.8	175.4
Coverage ratio	100.0%	100.0%

Source MSCI. We use scopes 1 (direct emissions) and 2 (indirect emissions related to electricity, heat or steam consumption) to calculate the carbon intensity, expressed in tonnes of CO2 equivalent per million € of revenues. Cash and derivatives are not covered. Carbon metrics methodology: see details on page 4

Main portfolio holdings					
	Weight in the fund (%)	Weight in the benchmark (%)	Country	Sector	MSCI ESG rating
Banco Santander Sa	6.07	3.13	Spain	Financials	AA
Asm International Nv	4.74	1.75	Netherlands	Technology	AAA
L Oreal	4.29	3.40	France	Consumer Discretionary	AA
Ucb Sa	4.09	1.55	Belgium	Health Care	AA
Sap Se	3.86	3.11	Germany	Technology	AAA
Lvmh Moet Hennessy Louis Vui	3.63	3.55	France	Consumer Discretionary	A
Hermes International	3.13	3.12	France	Consumer Discretionary	AA
Merck Kgaa	2.90	1.70	Germany	Health Care	AAA
Carlsberg As-B	2.85		Denmark	Consumer Staples	AAA
Be Semiconductor Industries	2.67	1.27	Netherlands	Technology	AA
Number of holdings	58				

** rebased on the rated part of the fund | rating according to MSCI from CCC (High Risk) to AAA (Strong Opportunity).

©2021 MSCI ESG Research LLC. Reproduced by permission.

ODDO BHF Génération

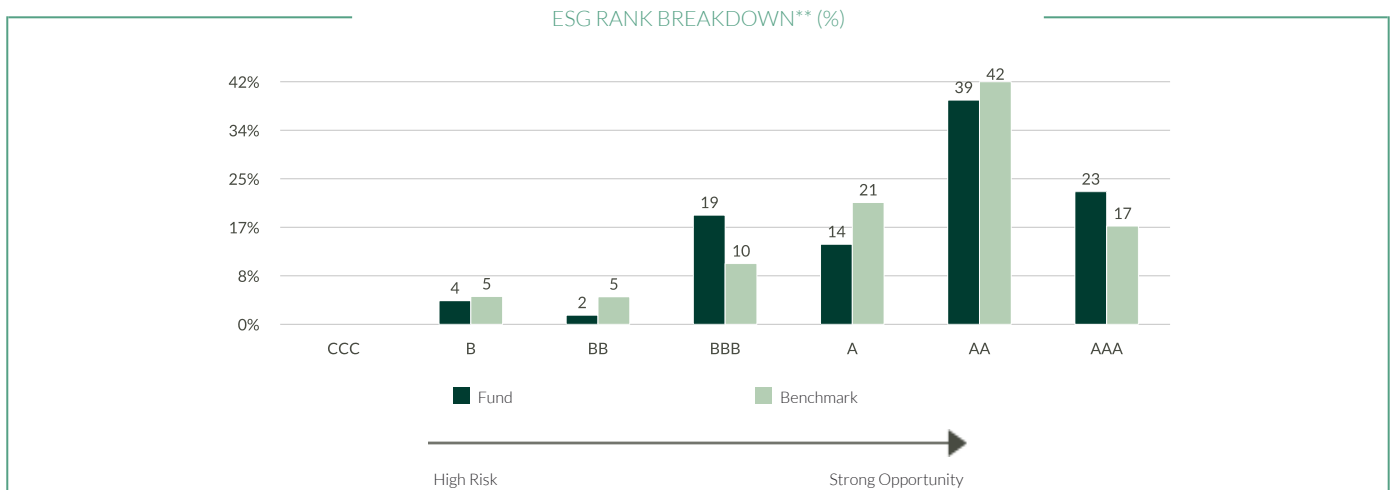
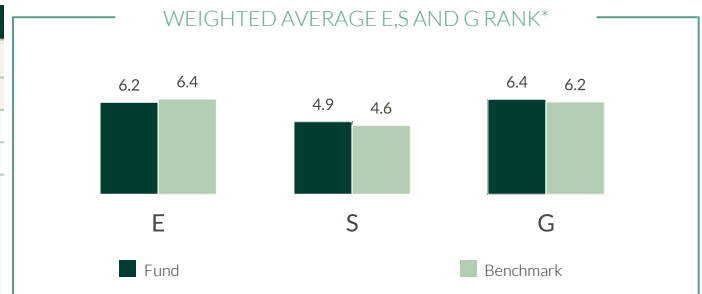
30 APRIL 2026

CN-EUR - Eur | *Fundamental Equity - Large Cap - Europe*

SUSTAINABLE REPORT - OVERVIEW

ESG Rating		
	FUND	Benchmark
	Apr 26	Apr 26
MSCI ESG rating	AA	A
ESG coverage**	97.1%	99.5%

Benchmark : 100% Oddo Sociétés Familiales Euro TR



TOP 5 ESG rank					
	Sector	Country	Weight in the fund (%)	MSCI ESG rating	
Asm International Nv	Technology	Netherlands	4.74	AAA	
Sap Se	Technology	Germany	3.86	AAA	
Merck Kgaa	Health Care	Germany	2.90	AAA	
Carlsberg As-B	Consumer Staples	Denmark	2.85	AAA	
Dassault Systemes Se	Technology	France	1.82	AAA	
Subtotal top 5	-	-	16.17	-	

*ESG rank at the end of the period.

** rebased on the rated part of the fund | rating according to MSCI from CCC (High Risk) to AAA (Strong Opportunity).

©2021 MSCI ESG Research LLC. Reproduced by permission.

ODDO BHF Génération

30 APRIL 2026

CN-EUR - Eur | *Fundamental Equity - Large Cap - Europe*

SUSTAINABLE REPORT – METHODOLOGY

ODDO BHF AM considers that measuring the environmental, social and governance impact of an investment is an essential step in disseminating good practices in ESG integration. To do this, it is imperative to have reliable, simple quantitative criteria (no reprocessing) and to allow comparison between portfolios regardless of their composition (large vs midcaps, geographical and sectoral diversity).

The choice of indicators is therefore crucial for the relevance of impact measurement. The data for the environmental indicators come from our external non-financial analysis provider, MSCI. We systematically indicate the availability of the data at the level of the portfolio and its benchmark.



Sources: ODDO BHF AM SAS, MSCI.

Carbon metrics methodology: We updated our methodology of carbon intensity calculation. Starting January 31st, 2023, when reported carbon values are unavailable or inconsistent, estimated carbon values are used. The estimations are based on average carbon value (scope 1+2 emissions) of sectoral peers as a function of revenues

ODDO BHF Génération

30 APRIL 2026

CN-EUR - Eur | Fundamental Equity - Large Cap - Europe

MONTHLY MANAGEMENT COMMENT

European markets rebounded strongly in April, with the MSCI EMU NR up 6.3%. The market showed strong resilience despite continuing tensions in the Middle East, in a month marked by numerous diplomatic reversals between the United States and Iran. Following Donald Trump's decision to impose a naval blockade to force Tehran to abandon the levies imposed on oil traffic, a ceasefire agreement was reached on 8 April, two hours before the US ultimatum was set to expire. However, the effective implementation of the blockade and the failure to reopen the Strait completely kept tensions high throughout the month, with maritime traffic severely reduced and many ships unable to move freely. WTI ended the month at USD 99.8 (up 3.5% over the month), after fluctuating between USD 83 in mid-April and over USD 105 at the end of the period. For their part, the major central banks left their policies unchanged, while remaining alert to the inflationary effects of the conflict.

At sector level, April was marked by a clear rotation in favour of the sectors most neglected in March. Technology (+14%) led the rebound, buoyed by the rally in semiconductors and excellent earnings reports. Banking (+9%) and industrial goods and services (+8%) also posted solid rises, as cyclical sectors penalised in March by fears of stagflation caught up. Conversely, health care (-1%) was the only sector in negative territory, heavily penalised by a number of small disappointments. The consumer discretionary sectors also underperformed, affected by disappointing corporate earnings. The oil sector lagged behind, consolidating its strong growth since the start of the year.

Over the past month, Oddo BHF Génération significantly outperformed its benchmark. The biggest contributions to performance came from Besi (Netherlands, semiconductors), Nexans (France, cables), Aperam (Luxembourg, stainless steel), Salzgitter (Austria, steel), ASM International (Netherlands, semiconductors), Andritz (Austria, capital goods), GEK Terna (Greece, concessions), Lisi (France, aerospace), Técnicas Reunidas (Spain, oil services), SPIE (France, services), Aalberts (Netherlands, industrials), Publicis (France, advertising agency), Santander (Spain, banking) and Technoprobe (Italy, semiconductors). At the other end of the spectrum, the fund was penalised by the underperformance of bioMérieux (France, health care), UCB (Belgium, health care), Essilor Luxottica (Italy, eyewear), Dassault Aviation (France, defence), Fresenius (Germany, health care), Sartorius Stedim (France, health care), Knorr-Bremse (Germany, industrials) and SAP (Germany, software).

In terms of portfolio changes, we reduced our positions in SAP (Germany, software), Jungheinrich (Germany, logistics), LVMH (France, luxury goods), Essilor Luxottica (Italy, eyewear) and ASM International (Netherlands, semiconductors), while increasing our investments in ACS (Spain, construction) and Kingspan (Ireland, construction).

We are keeping the portfolio's overall ESG rating above that of the reference universe.

RISKS:

The fund is exposed to the following risks :risk of capital loss, equity risk, interest rate risk, credit risk, risk associated with discretionary management, currency risk, risk associated with commitments on forward financial instruments, counterparty risk, risk associated with holding small and medium capitalisations, risks associated with securities financing transactions and collateral management, Sustainability risk and on an ancillary basis emerging markets risk

SFDR CLASSIFICATION²

The EU Sustainable Finance Disclosure Regulation (SFDR) is a set of EU rules which aim to make the sustainability profile of funds transparent, more comparable and better understood by end investors. Article 6: The management team does not consider sustainability risks or adverse effects of investment decisions on sustainability factors in the investment decision making process. Article 8: The management team addresses sustainability risks by integrating ESG criteria (Environment and/or Social and/or Governance) into its investment decision making process. Article 9: The management team follows a strict sustainable investment objective that significantly contributes to the challenges of the ecological transition, and addresses Sustainability Risks through ratings provided by the Management Company's external ESG data provider.

DISCLAIMER

This document has been drawn up by ODDO BHF AM SAS. Potential investors should consult an investment advisor before subscribing to the fund. The investor is informed that the fund presents a risk of capital loss, but also many risks linked to the financial instruments/strategies in the portfolio. In case of subscription, investors must read the Key Information Document (KID) and the fund's prospectus in order to acquaint themselves with the detailed nature of any risks incurred and all costs. The value of the investment may vary both upwards and downwards and may not be returned in full. The investment must be made in accordance with investors' investment objectives, their investment horizon and their capacity to deal with the risk arising from the transaction. ODDO BHF AM SAS cannot be held responsible for any direct or indirect damages resulting from the use of this document or the information contained in it. This information is provided for indicative purposes and may be modified at any moment without prior notice. Any opinions presented in this document result from our market forecasts on the publication date. They are subject to change according to market conditions and ODDO BHF AM SAS shall not in any case be held contractually liable for them. The net asset values presented in this document are provided for indicative purposes only. Only the net asset value marked on the transaction statement and the securities account statement is authoritative. Subscriptions and redemptions of mutual funds are processed at an unknown asset value.

A summary of investor rights is available free of charge in electronic form in English language on the website at : https://am.oddo-bhf.com/FRANCE/en/non_professional_investor/infos_reglementaire. The fund may have been authorized for distribution in different EU member states. Investors are advised to the fact that the management company may decide to withdraw with the arrangements it has made for the distribution of the units of the fund in accordance with Article 93a of Directive 2009/65/EC and Article 32a of Directive 2011/61/EU.

The Key Information Document (DEU, ESP, FR, GB, IRL, NLD, NOR, POR, S) and the prospectus (FR, GB) are available free of charge from ODDO BHF AM SAS or at am.oddo-bhf.com or at authorized distributors. The annual and interim reports are available free of charge from ODDO BHF AM SAS or on its internet site am.oddo-bhf.com.

The complaints handling policy is available on our website am.oddo-bhf.com in the regulatory information section. Customer complaints can be addressed in the first instance to the following e-mail address: service_client@oddo-bhf.com. The fund is licensed for sale in Switzerland. The Key Information Document, the prospectus, the annual and interim reports for Switzerland can be obtained free of charge from the Swiss Representative and paying agent, RBC INVESTOR SERVICES BANK, succursale de Zürich, Bleicherweg 7, 8027 Zürich, Switzerland.

Although ODDO BHF Asset Management and its information providers, including without limitation, MSCI ESG Research LLC and its affiliates (the "ESG Parties"), obtain information (the "Information") from sources they consider reliable, none of the ESG Parties warrants or guarantees the originality, accuracy and/or completeness, of any data herein and expressly disclaim all express or implied warranties, including those of merchantability and fitness for a particular purpose. The Information may only be used for your internal use, may not be reproduced or re-disseminated in any form and may not be used as a basis for, or a component of, any financial instruments or products or indices. Further, none of the information can in and of itself be used to determine which securities to buy or sell or when to buy or sell them. None of the ESG Parties shall have any liability for any errors or omissions in connection with any data herein, or any liability for any direct, indirect, special, punitive, consequential or any other damages (including lost profits) even if notified of the possibility of such damages. ©2021 MSCI ESG Research LLC. Reproduced by permission.

ODDO BHF AM SAS Portfolio management company incorporated as a Société par actions simplifiée (simplified joint -stock company), with capital of €21,500,000. Approved by the AMF under number GP 99011. Trade Register (RCS) 340 902 857 Paris.

12 boulevard de la Madeleine - 75440 Paris Cedex 09 France - Phone: 33(0)1 44 51 85 00 AM.ODDO-BHF.COM