

ODDO BHF Euro Credit Short Duration

30 APRIL 2026

CN-CHF[H] - Chf | Fixed Income - Credit - Short Duration

Assets Under Management	2,158 M€	Morningstar™ Category:	① ② ③ ④ ⑤ ⑥ ⑦
NAV per Unit	105.10	Other Bond	Risk scale (1)
Evolution vs M-1	0.57	Rating at 3/31/26	6 8 9
			SFDR Classification ²

Countries in which the fund is authorised for distribution to the public:

FR IT CHE DEU AUT PRT ESP BEL SWE GBR LUX FIN
NOR

Accredited investor only:

SGP

PORTFOLIO MANAGERS

Alexis Renault, Haiyan Ding

KEY FEATURES

Recommended investment horizon: 3 to 5 Years

Inception date (1st NAV): 1/3/17

Inception date of the fund: 6/1/11

Legal structure	Sub-fund of the ODDO BHF SICAV Lux. Umbrella (UCITS)
ISIN code	LU1486845966
Bloomberg code	ODECNCH LX
Dividend policy	Accumulation unit
Minimum (initial) investment	100 CHF
Management company (by delegation)	ODDO BHF AM GmbH
Subscriptions/redemptions	12:00pm, D
Valuation	Daily
Management fees	Annual rate of a maximum of 0.60%, payable quarterly and calculated based on the Sub-fund's average net assets for the month in question.
Performance fees	N/A
Subscription fees	5 % (maximum)
Redemption fees	Nil
Management fees and other administrative or operating costs	0.716 %

Risk measurement	3 Years	5 Years
Sharpe ratio	0.60	0.02

INVESTMENT STRATEGY

The Sub-Fund seeks to provide a high level of income and capital growth by investing primarily in corporate bonds denominated in Euro with a rating of at least B3 or B- and a mainly maximum residual maturity of 4 years. A minimum of 20% of the assets will be invested in sub-investment grade bonds (High Yield).

Benchmark : Nil

Net annual performance (12-months rolling)									
from	04/17	04/18	04/19	04/20	04/21	04/22	04/23	04/24	04/25
to	04/18	04/19	04/20	04/21	04/22	04/23	04/24	04/25	04/26
FUND	0.1%	-0.3%	-5.0%	5.1%	-2.2%	1.0%	3.6%	1.9%	0.9%

Calendar performance (from January 01 to December 31)									
	2018	2019	2020	2021	2022	2023	2024	2025	
FUND	-2.3%	1.6%	-0.7%	1.1%	-3.4%	5.1%	2.0%	1.5%	

Cumulative and annualized net returns									
	Annualized performance			Cumulative performance					
	3 years	5 years	Inception	1 month	YTD	1 year	3 years	5 years	Inception
FUND	2.2%	1.0%	0.5%	0.5%	-0.3%	0.9%	6.6%	5.4%	5.1%

Past performance is not an indication of future results. Performance may vary over time.

Annualized volatility				
	1 year	3 years	5 years	Inception
FUND	1.0%	1.3%	2.1%	3.1%

*The glossary of indicators used is available for download on www.am.oddo-bhf.com in the Information section. | Sources : ODDO BHF AM SAS, Bloomberg, Morningstar® Sustainalytics provides company-level analysis used in the calculation of Morningstar's Sustainability Score.

(1) The summary risk indicator (SRI) is a guide to the level of risk of this product compared to other products. It shows how likely it is that the product will lose money because of movements in the market or because we are not able to pay you. It ranges from 1 (low risk) to 7 (high risk). This indicator is not constant and will change according to the fund's risk profile. The lowest category does not mean risk-free. Historical data, such as that used to calculate the SRI, may not be a reliable indication of the fund's future risk profile. There is no guarantee that the investment objectives in terms of risk will be achieved.

(2) Information on the EU Sustainable Finance Disclosure Regulation (SFDR) can be found in the SFDR classification(2) section of the document.

ODDO BHF Euro Credit Short Duration

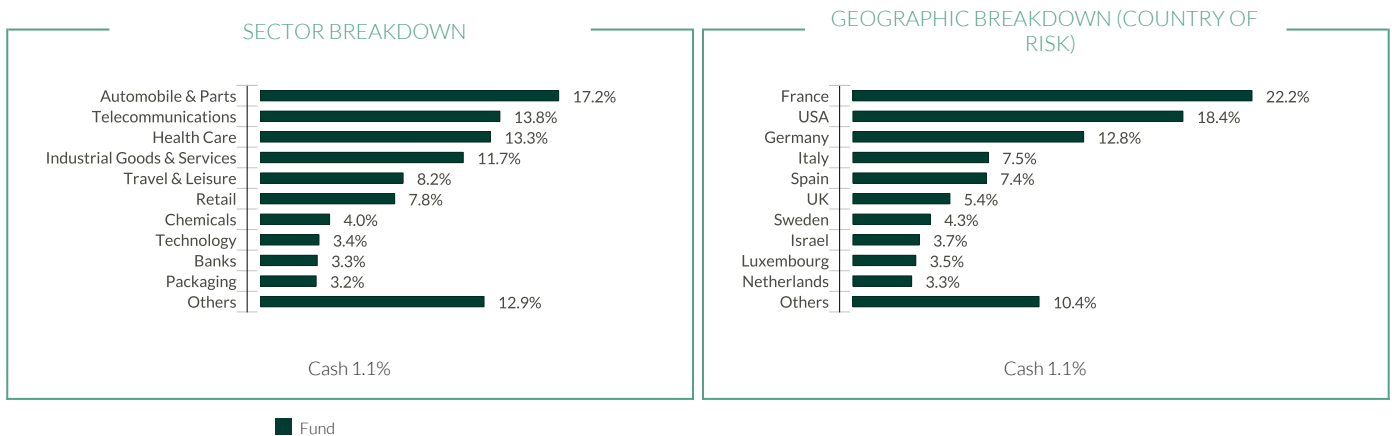
30 APRIL 2026

CN-CHF[H] - Chf | Fixed Income - Credit - Short Duration

Key indicators	
Yield To Maturity (YTM)*	4.32 %
Yield To Worst (YTW)*	3.57 %
Modified duration to maturity	1.74
Modified duration to worst	1.17
OAS	113
Average maturity (year)	2.18

*The glossary of the indicators used is available for download on www.am.oddo-bhf.com in the "INFORMATIONS" section.

Futures and options are not included in the calculation of the yield. The Yield to Maturity is calculated before currency hedging. The Yield to Worst is calculated after currency hedging.



Main portfolio issuers				
	Sector	Country	Weight in the fund (%)	ESG rank*
RCI BANQUE SA	Automobile & Parts	France	3.94	3
CIRSA FINANCE INTERNATIONAL SA	Travel & Leisure	Luxembourg	3.77	3
TEVA PHARMACEUTICAL FINANCE NE	Health Care	Israel	3.69	3
ZEGONA FINANCE PLC	Telecommunications	UK	2.50	3
KAIKO BONDCO TELECOM SA	Telecommunications	Spain	2.41	4

*: rebased on the rated part of the fund | In accordance with the update to our ESG integration policy published, the internal ESG rating scale now ranks the investment universe from 1 (High Risk) to 5 (Strong Opportunity) in ascending order.

The ESG approach consists in selecting companies with the best environmental, social and governance policies by favouring the best-rated issuers within an investment universe in terms of non-financial criteria (Best in Universe) and/or issuers showing an improvement in their ESG practices over time (Best Effort).

Past performance is not an indication of future results. Performance may vary over time.

ODDO BHF Euro Credit Short Duration

30 APRIL 2026

CN-CHF[H] - Chf | Fixed Income - Credit - Short Duration

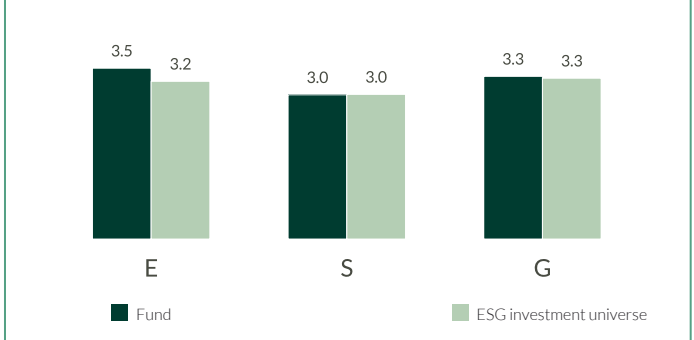
SUSTAINABLE REPORT - OVERVIEW

Weighted average ESG rank				
	FUND		ESG investment universe	
	Apr 2026	Apr 2025	Apr 2026	Apr 2025
ESG rank	3.3	3.2	3.1	3.2
ESG coverage**	92.7%	92.4%	81.6%	82.1%

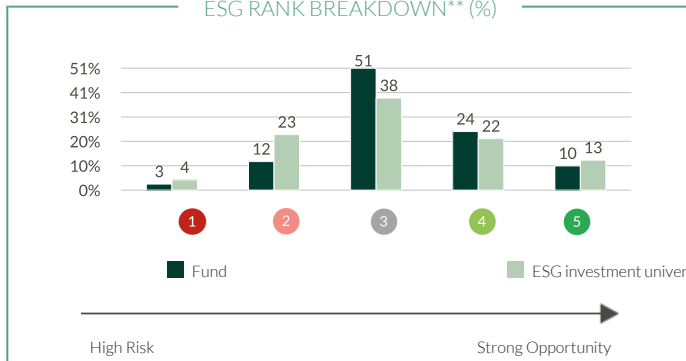
In accordance with the update to our ESG integration policy, the internal ESG rating scale now ranks the investment universe from 1 (High Risk) to 5 (Strong Opportunity) in ascending order.

ESG investment universe : 100% ICE BOFA 0-5 year Euro Developed Markets High Yield 2% Constrained Index

WEIGHTED AVERAGE E,S AND G RANK*



ESG RANK BREAKDOWN** (%)



Weighted carbon intensity (tCO2e / €m turnover)

	FUND	ESG investment universe
Weighted carbon intensity	92.8	156.0
Coverage ratio	100.0%	99.6%

Source MSCI. We use scopes 1 (direct emissions) and 2 (indirect emissions related to electricity, heat or steam consumption) to calculate the carbon intensity, expressed in tonnes of CO2 equivalent per million € of revenues. Cash and derivatives are not covered.

Carbon metrics methodology: see details on page 4

TOP 5 ESG rank				
	Sector	Country	Weight in the fund (%)	ESG rank*
SCHAEFFLER AG	Automobile & Parts	Germany	2.15	5
IHO VERWALTUNGS GMBH	Automobile & Parts	Germany	1.88	5
L'ORÉAL SA	Personal & Household Goods	France	1.47	5
WP/AP TELECOM HOLDINGS	Telecommunications	Netherlands	0.96	5
SPIE SA	Industrial Goods & Services	France	0.67	5
Subtotal top 5	-	-	7.14	-

SUSTAINABLE REPORT - METHODOLOGY

ODDO BHF AM considers that measuring the environmental, social and governance impact of an investment is an essential step in disseminating good practices in ESG integration. To do this, it is imperative to have reliable, simple quantitative criteria (no reprocessing) and to allow comparison between portfolios regardless of their composition (large vs midcaps, geographical and sectoral diversity). The choice of indicators is therefore crucial for the relevance of impact measurement.

We systematically indicate the availability of the data at the level of the portfolio and its benchmark.

For more information on the ODDO BHF Asset Management ESG methodology, please refer to the [Sustainable investing & ESG document](#) available on www.am.oddo-bhf.com

*ESG rank at the end of the period: In accordance with the update to our ESG integration policy, the internal ESG rating scale now ranks the investment universe from 1 (High Risk) to 5

** : rebased on the rated part of the fund

ODDO BHF Euro Credit Short Duration

30 APRIL 2026

CN-CHF[H] - Chf | Fixed Income - Credit - Short Duration

MONTHLY MANAGEMENT COMMENT

In April 2026, the European High Yield market (HEAG) gained 1.86% with spreads tighter by 65 bp to an ending level of 238 bps. Year-to-date it delivered a positive performance of 0.24%.

International markets rebounded after the negative performance of March as market participants anticipate a resolution of the Middle East conflict. The US High Yield market (HUCO) declined 1.70% in USD terms with spreads tighter by 45 bps to 283 bps. The Asia High Yield index (ANH Y) gained 2.69% in USD with spreads 79 bps tighter to a level of 366 bps. The Asia Investment Grade index (ACIG) increased 0.62% in USD terms with spreads tighter by 11 bps to a level of 64 bps. In LatAM the High Yield market (EMHL) was up 2.98% in USD terms with spreads tighter by 57 bps at 347 bps. The LatAM Investment Grade market (EMIL) climbed 1.70% in USD terms with spreads 26 bps tighter at a level of 119 bps.

In April, the ODDO BHF Global Credit Short Duration fund continued to invest according to its investment strategy. The fund has an allocation of 78% to High Yield issuers with the remainder being invested in Investment Grade bonds and held in cash. 47% are allocated to European issuers, 47% to American issuers, and the remainder to issuers from the Middle East and from Asia or in cash. The fund maintains a low duration to worst of around 1.2.

Looking ahead to 2026, credit market volatility is expected to be driven by geopolitical risks—particularly in the Middle East—as well as inflation dynamics, economic growth, corporate fundamentals and sovereign risk developments. In this environment, disciplined credit selection remains essential.

RISKS:

The fund is exposed to the following risks: risk of capital loss, interest rate risk, credit risk, risk associated with discretionary management, risk associated with commitments on forward financial instruments, counterparty risk, liquidity risk of underlying assets, risk associated with high yield bonds, emerging markets risk, volatility risk, Sustainability risk and on an ancillary basis currency risk, risk associated with convertible bonds, risk associated with currency conversion

SFDR CLASSIFICATION²

The EU Sustainable Finance Disclosure Regulation (SFDR) is a set of EU rules which aim to make the sustainability profile of funds transparent, more comparable and better understood by end investors. Article 6: The management team does not consider sustainability risks or adverse effects of investment decisions on sustainability factors in the investment decision making process. Article 8: The management team addresses sustainability risks by integrating ESG criteria (Environment and/or Social and/or Governance) into its investment decision making process. Article 9: The management team follows a strict sustainable investment objective that significantly contributes to the challenges of the ecological transition, and addresses Sustainability Risks through ratings provided by the Management Company's external ESG data provider.

DISCLAIMER

This document has been drawn up by ODDO BHF AM SAS. Potential investors should consult an investment advisor before subscribing to the fund. The investor is informed that the fund presents a risk of capital loss, but also many risks linked to the financial instruments/strategies in the portfolio. In case of subscription, investors must read the Key Information Document (KID) and the fund's prospectus in order to acquaint themselves with the detailed nature of any risks incurred and all costs. The value of the investment may vary both upwards and downwards and may not be returned in full. The investment must be made in accordance with investors' investment objectives, their investment horizon and their capacity to deal with the risk arising from the transaction. ODDO BHF AM SAS cannot be held responsible for any direct or indirect damages resulting from the use of this document or the information contained in it. This information is provided for indicative purposes and may be modified at any moment without prior notice. Any opinions presented in this document result from our market forecasts on the publication date. They are subject to change according to market conditions and ODDO BHF AM SAS shall not in any case be held contractually liable for them. The net asset values presented in this document are provided for indicative purposes only. Only the net asset value marked on the transaction statement and the securities account statement is authoritative. Subscriptions and redemptions of mutual funds are processed at an unknown asset value.

A summary of investor rights is available free of charge in electronic form in English language on the website at : https://am.oddo-bhf.com/FRANCE/en/non_professional_investor/infos_reglementaire. The fund may have been authorized for distribution in different EU member states. Investors are advised to the fact that the management company may decide to withdraw with the arrangements it has made for the distribution of the units of the fund in accordance with Article 93a of Directive 2009/65/EC and Article 32a of Directive 2011/61/EU.

The Key Information Document (DEU, ESP, FR, GB, ITL, NOR, POR, SWD) and the prospectus (DEU, FR, GB) are available free of charge from ODDO BHF AM SAS or at am.oddo-bhf.com or at authorized distributors. The annual and interim reports are available free of charge from ODDO BHF AM SAS or on its internet site am.oddo-bhf.com.

The complaints handling policy is available on our website am.oddo-bhf.com in the regulatory information section. Customer complaints can be addressed in the first instance to the following e-mail address: service_client@oddo-bhf.com or directly to the Consumer Mediation Service: <http://mediationconsommateur.be>. The fund is licensed for sale in Switzerland. The Key Information Document, the prospectus, the annual and interim reports for Switzerland can be obtained free of charge from the Swiss Representative and paying agent, BNP Paribas Securities Services, succursale de Zurich, Selnaustrasse 16, 8002 Zurich, Switzerland. For Singapore: the Funds information is contained in the Singapore information memorandum which can be obtained from a fund distributor or directly with ODDO BHF AM SAS. Potential investors should read the fund's prospectus and the Singapore information memorandum before deciding whether to subscribe for or purchase shares in any of the funds.

Although ODDO BHF Asset Management and its information providers, including without limitation, MSCI ESG Research LLC and its affiliates (the "ESG Parties"), obtain information (the "Information") from sources they consider reliable, none of the ESG Parties warrants or guarantees the originality, accuracy and/or completeness, of any data herein and expressly disclaim all express or implied warranties, including those of merchantability and fitness for a particular purpose. The Information may only be used for your internal use, may not be reproduced or re-disseminated in any form and may not be used as a basis for, or a component of, any financial instruments or products or indices. Further, none of the information can in and of itself be used to determine which securities to buy or sell or when to buy or sell them. None of the ESG Parties shall have any liability for any errors or omissions in connection with any data herein, or any liability for any direct, indirect, special, punitive, consequential or any other damages (including lost profits) even if notified of the possibility of such damages. ©2021 MSCI ESG Research LLC. Reproduced by permission.

ODDO BHF AM SAS Portfolio management company incorporated as a Société par actions simplifiée (simplified joint-stock company), with capital of €21,500,000. Approved by the AMF under number GP 99011. Trade Register (RCS) 340 902 857 Paris.

12 boulevard de la Madeleine - 75440 Paris Cedex 09 France - Phone: 33(0)1 44 51 85 00 AM.ODDO-BHF.COM