

**Periodic disclosure for the financial products referred to in Article 8, paragraphs 1, 2 and 2a, of Regulation (EU) 2019/2088 and Article 6, first paragraph, of Regulation (EU) 2020/852**

**Sustainable investment** means an investment in an economic activity that contributes to an environmental or social objective, provided that the investment does not significantly harm any environmental or social objective and that the investee companies follow good governance practices.

The **EU Taxonomy** is a classification system laid down in Regulation (EU) 2020/852, establishing a list of **environmentally sustainable economic activities**. That Regulation does not include a list of socially sustainable economic activities. Sustainable investments with an environmental objective might be aligned with the Taxonomy or not.

**Product name:**  
DC Value Global Balanced

**Legal entity identifier:**  
391200VY1DUFYF9ZJV69

## Environmental and/or social characteristics

### Did this financial product have a sustainable investment objective?

Yes

No

It made **sustainable investments with an environmental objective:** \_\_\_%

in economic activities that qualify as environmentally sustainable under the EU Taxonomy

in economic activities that do not qualify as environmentally sustainable under the EU Taxonomy

It made **sustainable investments with a social objective:** \_\_\_%

It **promoted Environmental/Social (E/S) characteristics** and while it did not have as its objective a sustainable investment, it had a proportion of 0.0% of sustainable investments

with an environmental objective in economic activities that qualify as environmentally sustainable under the EU Taxonomy

with an environmental objective in economic activities that do not qualify as environmentally sustainable under the EU Taxonomy

with a social objective

It promoted E/S characteristics, but **did not make any sustainable investments**



## To what extent were the environmental and/or social characteristics promoted by this financial product met?

The Fund met its environmental and social characteristics during the reporting period through the following measures:

**Sustainability indicators** measure how the environmental or social characteristics promoted by the financial product are attained.

- Effective implementation of the ODDO BHF Asset Management exclusion policy (coal, UNGC, oil and gas from unconventional resources, controversial weapons, destruction of biodiversity) and the Fund-specific exclusions.
- Implementation of our voting policy in the event that the Fund exercises its voting rights
- Implementation of dialogue and engagement activities in line with our engagement policy
- Consideration of adverse impacts of investment decisions in accordance with Article 4 of the Disclosure Regulation
- Implementation of our approach to review the significant harm of sustainable investments

### ● *How did the sustainability indicators perform?*

	31 March 2025	
	Fund	Percentage of securities analysed (%)
MSCI ESG Rating (CCC to AAA)*	AA	91.0
ESG Quality Score (/10)	7.3	91.0
Weighted average E ranking (/10)	6.4	91.0
Weighted average S ranking (/10)	5.5	91.0
Weighted average G ranking (/10)	6.1	91.0
Weighted average CO2 intensity (tCO2/EUR million turnover)	50.5	89.1
Sustainable investments in accordance with Article 2(17) SFDR (%)	0.0	0.0
Taxonomy-aligned investments (%)	0.0	0.0
Use of fossil fuels (%)**	0.7	89.1
Use of CO2-free solutions ("green percentage") (%)***	17.9	89.1

\* CCC is the lowest rating and AAA is the highest rating

\*\* Sum of the weighting of the companies in the portfolio whose turnover is derived in part from the use of fossil fuels

\*\*\* Sum of the weighting of the companies in the portfolio whose turnover is derived in part from the use of CO2-free solutions (renewable energy, sustainable mobility etc.)

● ... and compared to previous periods?

28/03/2024		
	Fund	Percentage of securities analysed (%)
MSCI ESG Rating (CCC to AAA)*	AA	92.0
MSCI ESG Quality Score (/10)	8.1	91.0
Weighted average E ranking (/10)	6.8	91.0
Weighted average S ranking (/10)	5.6	91.0
Weighted average G ranking (/10)	6.0	91.0
Weighted average CO2 intensity (tCO2/EUR million turnover)	41.1	88.6
Sustainable investments in accordance with Article 2(17) SFDR (%)	0.0	0.0
Taxonomy-aligned investments (%)	0.0	0.0
Use of fossil fuels (%)**	0.0	0.0
Use of CO2-free solutions ("green percentage") (%)***	14.5	17.1

\* CCC is the lowest rating and AAA is the highest rating

\*\* Sum of the weighting of the companies in the portfolio whose turnover is derived in part from the use of fossil fuels

\*\*\* Sum of the weighting of the companies in the portfolio whose turnover is derived in part from the use of CO2-free solutions (renewable energy, sustainable mobility etc.)

● **What were the objectives of the sustainable investments that the financial product partially made and how did the sustainable investment contribute to such objectives?**

The investment objectives pursued by the Fund's sustainable investments were as follows:

1. No environmental objectives within the meaning of Article 9 of the Taxonomy Regulation were pursued during the reporting period.
2. Environment: Contribution to environmental impacts as defined by MSCI ESG Research through "sustainable impacts" in relation to the environmental objectives. This includes impacts on the following categories: alternative energy, energy efficiency, environmentally friendly construction, sustainable water supply, preventing and combating environmental pollution, sustainable agriculture.

● **How did the sustainable investments that the financial product partially made not cause significant harm to any environmental or social sustainable investment objective?**

The significant harm to the Fund's sustainable investment objectives was controlled via a four-stage process:

1. Companies that have been the subject of significant controversy in relation to environmental, social or governance factors are not considered to be sustainable under any circumstances;
2. Companies that fall under the ODDO BHF Asset Management exclusion policy (coal, UNGC, oil and gas from unconventional sources, controversial weapons, tobacco, destruction of biodiversity, development, production and use of (conventional and unconventional) oil and gas in the Arctic) are not considered to be sustainable under any circumstances and must not become investee companies;
3. Companies with exposure to banned weapons and/or that breach the UN Global Compact principles are not considered to be sustainable and must not become investee companies;

**Principal adverse impacts** are the most significant negative impacts of investment decisions on sustainability factors relating to environmental, social and employee matters, respect for human rights, anti-corruption and anti-bribery matters.

***How were the indicators for adverse impacts on sustainability factors taken into account?***

Consideration of the principal adverse impacts is based on a negative screening for three principal adverse impacts [hereinafter: PAI] (7,10 and 14) ("biodiversity", "violations of UN Global Compact principles and Organisation for Economic Co-operation and Development (OECD) Guidelines for Multinational Enterprises" and "exposure to controversial weapons (anti-personnel mines, cluster munitions, chemical weapons and biological weapons)") and on ESG ratings, dialogue, engagement and voting policy (where voting rights are exercised for the Fund) for the remaining PAIs.

***Were sustainable investments aligned with the OECD Guidelines for Multinational Enterprises and the UN Guiding Principles on Business and Human Rights? Details:***

The management company ensures that the Fund's sustainable investments correspond to the United Nations Global Compact (UNGC) exclusion list, as outlined in the exclusion policy of the management company.

The capital management company ensures that the Fund's sustainable investments correspond to the United Nations Global Compact (UNGC) exclusion list. Due to inadequate data quality, the OECD Guidelines for Multinational Enterprises and the UN Guiding Principles on Business and Human Rights are not currently taken into consideration directly. However, individual aspects from these Guidelines and Guiding Principles are taken into consideration indirectly (via MSCI ESG Research ESG ratings).

*The EU Taxonomy sets out a "do no significant harm" principle by which Taxonomy-aligned investments should not significantly harm EU Taxonomy objectives and is accompanied by specific Union criteria.*

*The "do no significant harm" principle applies only to those investments underlying the financial product that take into account the EU criteria for environmentally sustainable economic activities. The investments underlying the remaining portion of this financial product do not take into account the EU criteria for environmentally sustainable economic activities.*

*Any other sustainable investments must also not significantly harm any environmental or social objectives.*



**How did this financial product consider principal adverse impacts on sustainability factors?**

The principal adverse impacts on sustainability factors are taken into consideration in the Fund by means of exclusions, in connection with pre- and post-trade controls, and on the basis of ESG ratings, dialogue, engagement and, where applicable, voting policy. Consideration of the principal adverse impacts is based on a negative screening for three PAIs (7, 10 and 14) ("biodiversity", "violations of UN Global Compact principles and Organisation for Economic Co-operation and Development (OECD) Guidelines for Multinational Enterprises" and "exposure to controversial weapons (anti-personnel mines, cluster munitions, chemical weapons and biological weapons)") and on ESG ratings, dialogue, engagement and voting policy (where voting rights are exercised for the Fund) for the remaining PAIs.



## What were the top investments of this financial product?

The list includes the investments constituting the greatest proportion of investments of the financial product during the reference period which is: 01/04/2024 – 31/03/2025

Largest investments	Sector	% Assets*	Country
Alphabet Inc-CI A	Equity — Communication services	4.9%	United States of America
Xetra-Gold	Certificates	4.3%	Germany
Apple Inc	Equity — Information technology	3.7%	United States of America
Amazon.Com Inc	Equity — Consumer cyclicals	3.7%	United States of America
Microsoft Corp	Equity — Information technology	3.4%	United States of America
Reckitt Benckiser Group Plc	Equity — Consumer goods	3.3%	United Kingdom
Kraft Heinz Co/The	Equity — Consumer goods	2.8%	United States of America
Kfw 0,13% 06/2025	Bonds — Government guarantee	2.8%	Germany
Kfw 0,00% 02/2025	Bonds — Government guarantee	2.6%	Germany
Norwegian Government 1,5% 02/2026	Bonds — Treasuries	2.6%	Norway
Unilever Plc	Equity — Consumer goods	2.3%	United Kingdom
Nestle Sa-Reg	Equity — Consumer goods	2.3%	Switzerland
Haleon Plc	Equity — Health care	2.1%	United Kingdom
Invesco Physical Gold Etc	Certificates	2.1%	Ireland
Norwegian Government 1.75% 03/2025	Bonds — Treasuries	2.1%	Norway

\* Calculation method based on the average of four holdings in the Fund's financial year.

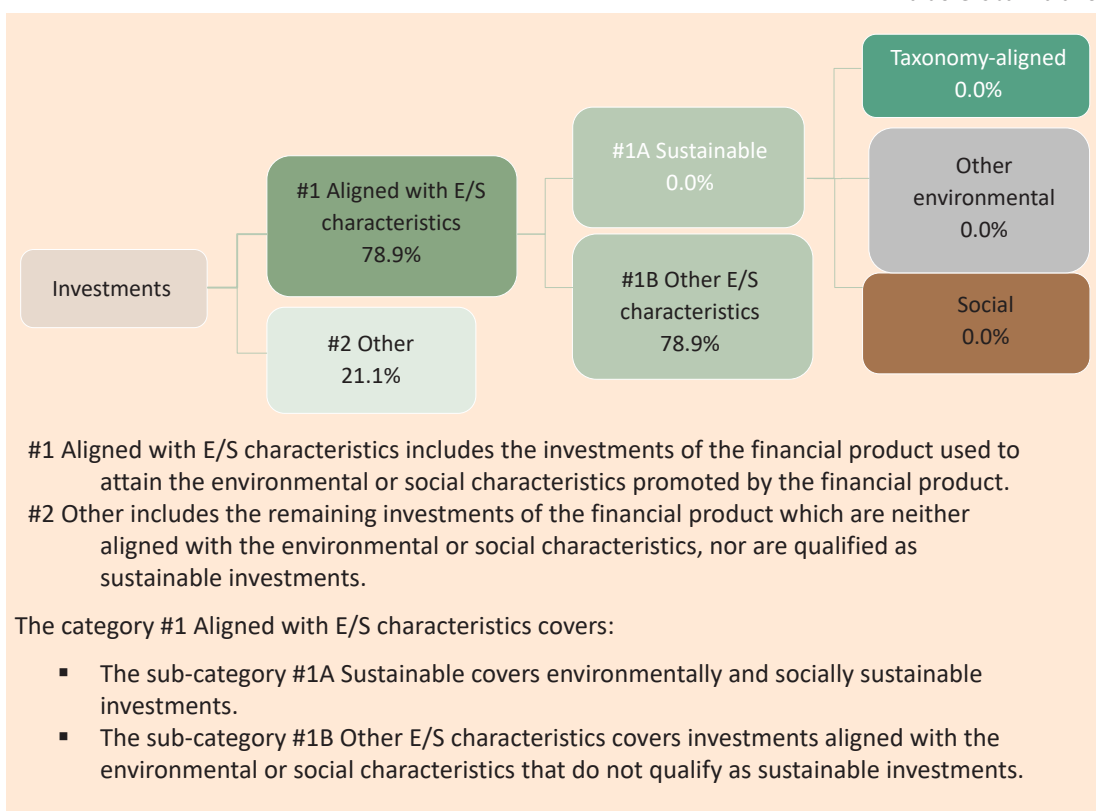


## What was the proportion of sustainability-related investments?

- **What was the asset allocation?**

Asset allocation describes the share of investments in specific assets.

## DC Value Global Balanced



The other investments consist of 13.3% cash instruments, 0.0% derivatives and 7.8% instruments without an ESG rating.

### ● *In which economic sectors were the investments made?*

The investments were made in the following sectors:

Sectors	Assets as at 31/03/2025
Equity — Consumer goods	19.9%
Equity — Information technology	9.4%
Certificates	7.3%
Equity — Communication services	6.6%
Equity — Consumer cyclicals	6.5%
Equity — Health care	2.5%
Equity — Industrial company	1.7%
Equity — Financial sector	0.8%
Bonds — Government guarantee	7.2%
Bonds — Technology	6.3%
Bonds — Treasuries	6.1%
Bonds — Consumer non-cyclicals	4.8%
Bonds — Consumer cyclicals	2.2%
Bonds — Commodities industry	1.7%
Bonds — Sovereign bonds	1.4%
Bonds — Finance other	1.2%
Bonds — Insurance	0.7%
Bonds — Capital goods	0.2%
Cash	13.3%

The weighting of investments in companies that generate income from exploration, mining, production, manufacturing, processing, storage, refining or sale of fossil fuels, including transport, storage and trading, is 0.0%.



**To what extent were the sustainable investments with an environmental objective aligned with the EU Taxonomy?**

- **Did the financial product invest in fossil gas and/or nuclear energy related activities complying with the EU Taxonomy<sup>1</sup>??**

Yes:

In fossil gas       In nuclear energy

No

To comply with the EU Taxonomy, the criteria for fossil gas include limitations on emissions and switching to fully renewable power or low-carbon fuels by the end of 2035. For **nuclear energy**, the criteria include comprehensive safety and waste management rules.

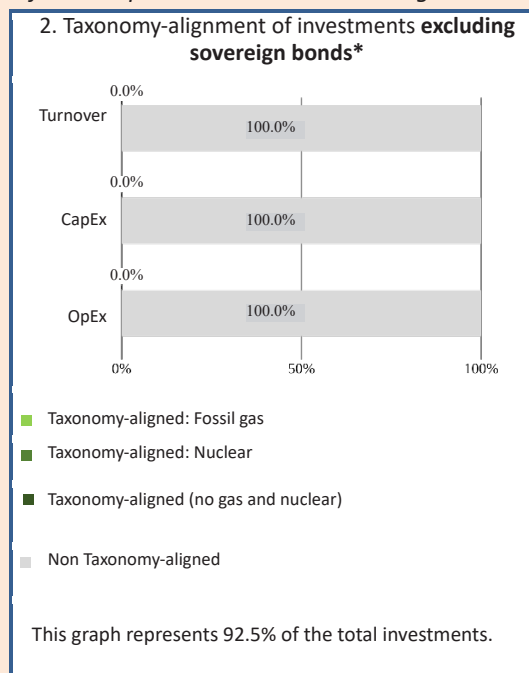
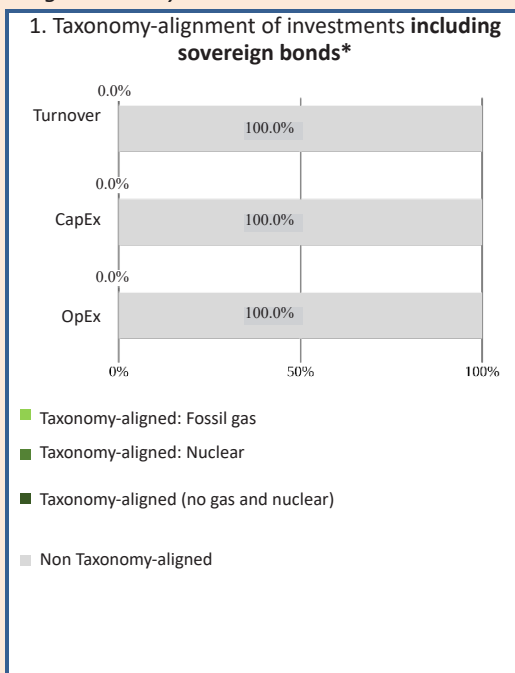
Taxonomy-aligned activities are expressed as a share of:

- **turnover** reflecting the share of revenue from green activities of investee companies.

- **capital expenditure (CapEx)** showing the green investments made by investee companies, e.g. for a transition to a green economy.

- **operational expenditure (OpEx)** reflecting green operational activities of investee companies.

*The graphs below show in green the percentage of investments that were aligned with the EU Taxonomy. As there is no appropriate methodology to determine the Taxonomy alignment of sovereign bonds\*, the first graph shows the Taxonomy alignment in relation to all the investments of the financial product including sovereign bonds, while the second graph shows the Taxonomy alignment only in relation to the investments of the financial product other than sovereign bonds.*



\* For the purpose of these graphs, 'sovereign bonds' consist of all sovereign exposures.

<sup>1</sup> Fossil gas and/or nuclear related activities will only comply with the EU Taxonomy where they contribute to limiting climate change ("climate change mitigation") and do not significantly harm any EU Taxonomy objective. The full criteria for fossil gas and nuclear energy economic activities that comply with the EU Taxonomy are laid down in Commission Delegated Regulation (EU) 2022/1214.

**Enabling activities** directly enable other activities to make a substantial contribution to an environmental objective.

**Transitional activities** are activities for which low-carbon alternatives are not yet available and among others have greenhouse gas emission levels corresponding to the best performance.

- **What was the share of investments made in transitional and enabling activities?**

The share of investments made in transitional and enabling activities is 0%.

- **How did the percentage of investments that were aligned with the EU Taxonomy compare with previous reference periods?**

This information can be found in Table 1 "How did the sustainability indicators perform?" on page 3.



are sustainable investments with an environmental objective that **do not take into account the criteria** for environmentally sustainable economic activities under **Regulation (EU) 2020/852**.



- **What was the share of sustainable investments with an environmental objective not aligned with the EU Taxonomy?**

The share of sustainable investments with an environmental objective not aligned with the EU Taxonomy was 0.00%.



- **What was the share of socially sustainable investments?**

The Fund has no socially sustainable investments.



- **What investments were included under "Other", what was their purpose and were there any minimum environmental or social safeguards?**

Investments included under "#2 Other" related to liquidity, commodities and securities without an ESG rating:

**Commodities:** Commodities include, in particular, precious metals (e.g. gold), base metals (e.g. copper), energy (e.g. oil) and agricultural commodities (e.g. wheat). The company invests principally in gold in the form of Xetra-Gold certificates. Gold is held to hedge against inflation and to increase diversification in the portfolios. Xetra-Gold is a security that can be traded as an equity. Xetra-Gold represents the value of the commodity gold economically and in this way allows investors to participate in the development of the price of gold. No minimum social or environmental safeguards were taken into account. **Securities without an ESG rating:** Some securities could not be covered by our current provider of sustainability data. Before the company invests in securities without a sustainability rating, it carries out sustainability due diligence (minimum safeguard check). The company cannot, however, guarantee that the security meets its sustainability criteria and exclusions.



## What actions have been taken to meet the environmental and/or social characteristics during the reference period?

The manager has put in place an active ownership strategy:

1. Exercising of voting rights during annual general meetings, if the Fund is within the perimeter of the manager's voting policy
2. Dialogue with investee companies or potential investee companies
3. Engagement with companies in accordance with the manager's engagement policy
4. Application of the ODDO BHF Asset Management exclusion policy and the Fund-specific exclusions
5. Consideration of the principal adverse impacts in accordance with the manager's PAI policy



## How did this financial product perform compared to the reference benchmark?

**Reference benchmarks** are indexes to measure whether the financial product attains the environmental or social characteristics that they promote.

- ***How does the reference benchmark differ from a broad market index?***

The Fund is not based on any reference index.

- ***How did this financial product perform with regard to the sustainability indicators to determine the alignment of the reference benchmark with the environmental or social characteristics promoted?***

The Fund is not based on any reference index.

- ***How did this financial product perform compared with the reference benchmark?***

The Fund is not based on any reference index.

- ***How did this financial product perform compared with the broad market index?***

The Fund is not based on any reference index.