



**ODDO BHF**  
ASSET MANAGEMENT

*Responsible investment report*  
**ODDO BHF POLARIS MODERATE**

Portfolio Managers : ODDO BHF SE, Peter Rieth

## DISCLAIMER



This document has been drawn up by ODDO BHF AM GmbH. Potential investors should consult an investment advisor before subscribing to the fund. The investor is informed that the fund presents a risk of capital loss, but also many risks linked to the financial instruments/strategies in the portfolio. In case of subscription, investors must read the Key Information Document (KID) and the fund's prospectus in order to acquaint themselves with the detailed nature of any risks incurred and all costs. The value of the investment may vary both upwards and downwards and may not be returned in full. The investment must be made in accordance with investors' investment objectives, their investment horizon and their capacity to deal with the risk arising from the transaction. ODDO BHF AM GmbH cannot be held responsible for any direct or indirect damages resulting from the use of this document or the information contained in it. This information is provided for indicative purposes and may be modified at any moment without prior notice. Any opinions presented in this document result from our market forecasts on the publication date. They are subject to change according to market conditions and ODDO BHF AM GmbH shall not in any case be held contractually liable for them. The net asset values presented in this document are provided for indicative purposes only. Only the net asset value marked on the transaction statement and the securities account statement is authoritative. Subscriptions and redemptions of mutual funds are processed at an unknown asset value.

A summary of investor rights is available free of charge in electronic form in English language on the website at : [https://am.oddo-bhf.com/france/en/non\\_professional\\_investor/infos\\_reglementaire\\_gmbh](https://am.oddo-bhf.com/france/en/non_professional_investor/infos_reglementaire_gmbh). The fund may have been authorized for distribution in different EU member states. Investors are advised to the fact that the management company may decide to withdraw with the arrangements it has made for the distribution of the units of the fund in accordance with Article 93a of Directive 2009/65/EC and Article 32a of Directive 2011/61/EU.

The Key Information Document (DEU, ESP, FR, GB, ITL, POR, SWD) and the prospectus (DEU, FR, GB) are available free of charge from ODDO BHF AM GmbH or at [am.oddo-bhf.com](https://am.oddo-bhf.com) or at authorized distributors. The annual and interim reports are available free of charge from ODDO BHF AM GmbH or on its internet site [am.oddo-bhf.com](https://am.oddo-bhf.com).

The complaints handling policy is available on our website [am.oddo-bhf.com](https://am.oddo-bhf.com) in the regulatory information section. Customer complaints can be addressed in the first instance to the following e-mail address: [service\\_client@oddo-bhf.com](mailto:service_client@oddo-bhf.com). If the fund is licensed for sale in Switzerland, the representative there is 1741 Fund Solutions AG, Burggraben 16 - 9000 St. Gallen, Switzerland. Paying agent is ODDO BHF (Switzerland) Ltd., Schulhausstrasse 6, 8027 Zurich, Switzerland. Further useful information regarding the fund, the Sales Prospectus including the Fund Rules, the Key Information Document as well as the annual and half-yearly reports will also be available there free of charge and in the German language.

If ODDO BHF Asset Management GmbH receives any rebates on the management fee of target funds or other assets, ODDO BHF Asset Management GmbH undertakes to fully remit such payment to the investor or the fund. If ODDO BHF Asset Management GmbH performs services for an investment product of a third party, ODDO BHF Asset Management GmbH will be compensated by the relevant company. Typical services are investment management or sales activities for funds established by a different investment management company. Normally, such compensation is calculated as a percentage of the management fee (up to 100%) of the respective fund, calculated on the basis of such fund's assets managed or distributed by ODDO BHF Asset Management GmbH. This may result in the risk that the investment advice given may not be consistent with the investor's interest. The amount of the management fee is published in the prospectus of the respective fund. Further details are available upon request.

It is further intended solely for persons based in countries in which the respective funds are registered for distribution or in which such registration is not required. The shares of the fund have not been registered under the United States Securities Act of 1933, as amended (the "1933 Act"); they may therefore not be publicly offered or sold in the United States of America or to US citizens or any US residents. This publication is intended as marketing instrument and does not satisfy the statutory requirements regarding the impartiality of a financial analysis, and the financial instruments concerned are not subject to any prohibition of trading in advance of the publication of this presentation.

Copyright © Morningstar, Inc. All Rights Reserved. The information, data, analyses and opinions with reference to Morningstar contained herein (1) include the confidential and proprietary information of Morningstar, (2) may not be copied or redistributed, (3) do not constitute investment advice offered by Morningstar, (4) are provided solely for informational purposes and therefore are not an offer to buy or sell a security, and (5) are not warranted to be correct, complete or accurate. Except as otherwise required by law, Morningstar shall not be responsible for any trading decisions, damages or other losses resulting from, or related to, this information, data, analyses or opinions or their use. This report is supplemental sales literature, and therefore must be preceded or accompanied by a prospectus and disclosure statement. STOXX Limited ("STOXX") is the source of any aforementioned STOXX index and the data comprised therein. STOXX has not been involved in any way in the creation of any reported information and does neither warrant nor assume any liability whatsoever – including without limitation the accuracy, adequateness, correctness, completeness, timeliness, and fitness for any purpose – with respect to any reported information. Any dissemination or further distribution of any such information pertaining to STOXX is prohibited.

### Risks:

The fund is exposed to the following risks :operational risks including custody risk, risks associated with the use of derivative instruments, target fund risk, currency risk, credit risk, Sustainability risk

### Countries in which the fund is authorised for distribution to the public:

Austria, France, Germany, Italy, Luxembourg, Portugal, Spain, Sweden, Switzerland

### SFDR Classification<sup>2</sup>

The EU Sustainable Finance Disclosure Regulation (SFDR) is a set of EU rules which aim to make the sustainability profile of funds transparent, more comparable and better understood by end investors. Article 6: The management team does not consider sustainability risks or adverse effects of investment decisions on sustainability factors in the investment decision making process. Article 8: The management team addresses sustainability risks by integrating ESG criteria (Environment and/or Social and/or Governance) into its investment decision making process. Article 9: The management team follows a strict sustainable investment objective that significantly contributes to the challenges of the ecological transition, and addresses Sustainability Risks through ratings provided by the Management Company's external ESG data provider.

# Fund profile



## INVESTMENT STRATEGY

Since 2005, ODDO BHF Polaris Moderate has offered a global and broadly diversified, moderate multi-asset investment solution. It is characterized by an equity allocation between 0% and 40% and a bond segment that invests mainly in investment grade bonds. The portfolio invests in securities listed or traded on regulated markets, mainly in Europe, the US or Emerging Markets. It can also invest up to 10% in gold by certificates or similar. The investment objective is to avoid major setbacks due to price fluctuations and to generate an additional return to a bond investment, while taking into account environmental, social issues and corporate governance (ESG) criteria.

**Benchmark :** 15% MSCI Europe (Net Return) + 8% MSCI USA NET in EUR + 2% MSCI Emerging Markets Daily Net TR EUR + 10% JPM Cash Index Euro Currency 1M + 65% Bloomberg Euro Aggregate TR Unhedged 1-10

**Recommended investment horizon:** 3 Years

**Inception date of the fund:** 7/15/05

Sustainalytics provides company-level analysis used in the calculation of Morningstar's Sustainability Score.

(1) The summary risk indicator (SRI) is a guide to the level of risk of this product compared to other products. It shows how likely it is that the product will lose money because of movements in the market or because we are not able to pay you. It ranges from 1 (low risk) to 7 (high risk). This indicator is not constant and will change according to the fund's risk profile. The lowest category does not mean risk-free. Historical data, such as that used to calculate the SRI, may not be a reliable indication of the fund's future risk profile. There is no guarantee that the investment objectives in terms of risk will be achieved.

(2) Information on the EU Sustainable Finance Disclosure Regulation (SFDR) can be found in the SFDR classification(2) section of the document.



# *Sustainable approach*

## *THREE FUNDAMENTAL PILLARS*

### 1 | Exclusions

- **Norm-based:** exclusion of companies that do not comply with certain international standards.(chemical weapons , anti-personnel mines, violation of the principles of the Global Compact, etc.)
- **Sector-based:** total or partial exclusion of sectors or activities based on ethical considerations (tobacco, gambling, weapon, adult entertainment / pornographie and Coal...)

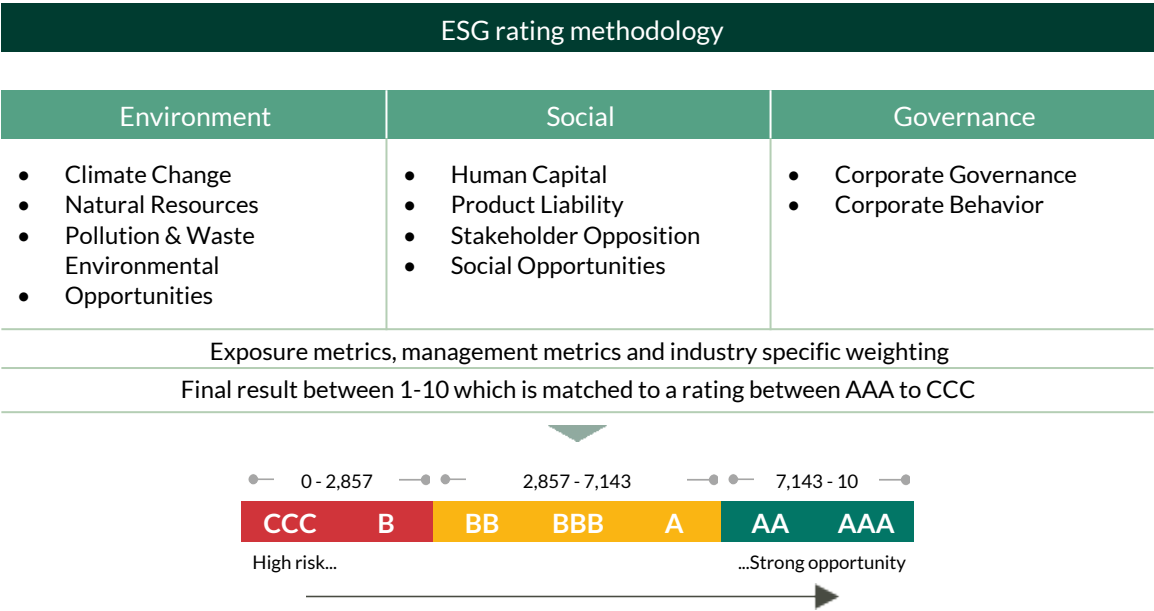
### 2 | ESG ratings

- Usage of MSCI data based on a « Best-in-Class » approach
- All titles considered for investments have at least a BB rating

### 3 | Dialogue and engagement

- Regular dialogue with companies on ESG issues
- Individual and joint engagement
- Inclusion of ESG research within ODDO BHF Asset Management's voting policy
- Escalation procedure if engagement is not conclusive

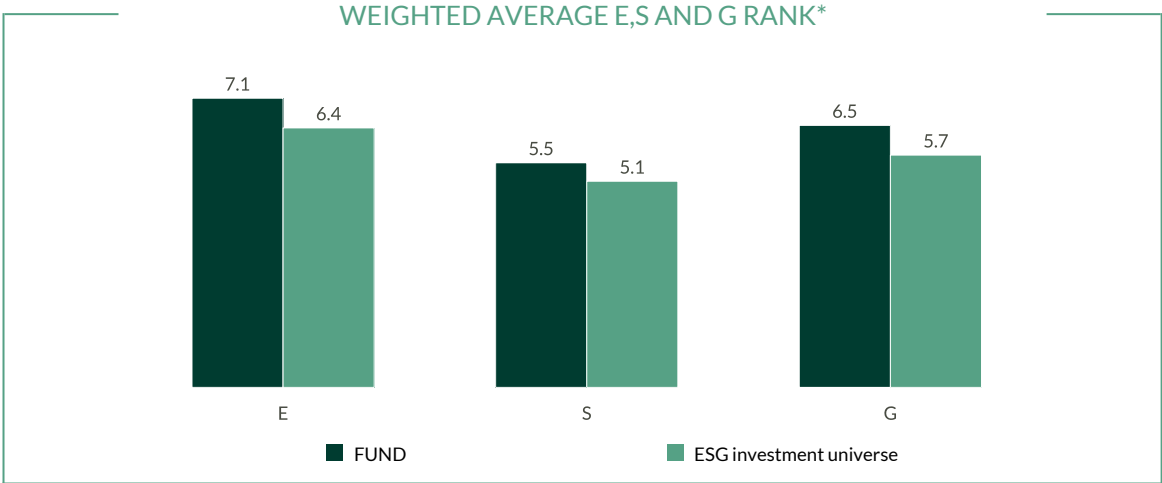
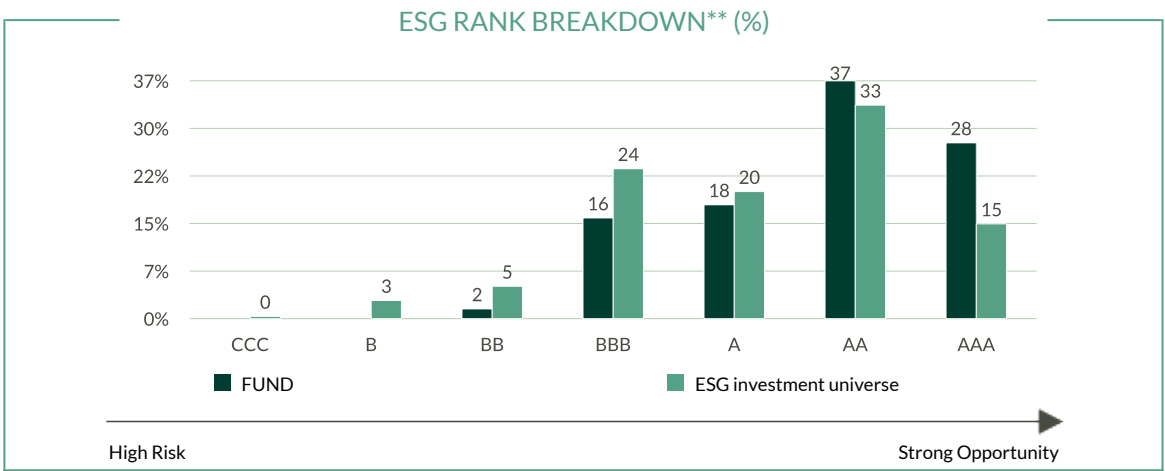
# ESG integration at ODDO BHF Asset Management



# ESG\* Consolidated Indicators



| ESG Rating      |        |                         |
|-----------------|--------|-------------------------|
|                 | FUND   | ESG investment universe |
|                 | Apr 26 | Apr 26                  |
| MSCI ESG rating | AA     | A                       |
| ESG coverage**  | 95.3%  | 97.1%                   |



ESG investment universe : 100% MSCI ACWI Net Total Return EUR Index

\*ESG: Environmental, Social, Governance

\*\* rebased on the rated part of the fund | rating according to MSCI from CCC (High Risk) to AAA (Strong Opportunity)

**This is not an investment recommendation. The fund bears the risk of capital loss.**

©2021 MSCI ESG Research LLC. Reproduced by permission

# Equity Bucket composition



| Main portfolio holdings |            |         |                             |                 |
|-------------------------|------------|---------|-----------------------------|-----------------|
|                         | Sector     | Country | Weight in the portfolio (%) | MSCI ESG rating |
| Nvidia Corp             | Technology | USA     | 4.40                        | AA              |
| Alphabet Inc-Cl C       | Technology | USA     | 3.83                        | BBB             |
| Allianz Se-Reg          | Financials | Germany | 3.60                        | AAA             |
| Iberdrola Sa            | Utilities  | Spain   | 3.29                        | AAA             |
| Schlumberger Ltd        | Oil & Gas  | Curacao | 3.20                        | A               |

| Sector breakdown and ESG ranks |          |                     |     |   |       |        |       |       |       |
|--------------------------------|----------|---------------------|-----|---|-------|--------|-------|-------|-------|
| Sector                         | Weight % | Average ESG score** | CCC | B | BB    | BBB    | A     | AA    | AAA   |
| Technology                     | 27.3%    | 7.0                 | -   | - | 10.7% | 22.9%  | -     | 49.7% | 16.7% |
| Industrials                    | 19.3%    | 6.9                 | -   | - | -     | 15.1%  | 38.6% | 36.6% | 9.6%  |
| Consumer Discretionary         | 12.3%    | 7.0                 | -   | - | -     | 21.6%  | 27.7% | 50.6% | -     |
| Financials                     | 10.3%    | 9.1                 | -   | - | 10.5% | -      | -     | -     | 89.5% |
| Health Care                    | 7.9%     | 6.6                 | -   | - | -     | 32.5%  | 33.3% | 34.2% | -     |
| Oil & Gas                      | 7.4%     | 6.3                 | -   | - | -     | 28.2%  | 45.8% | 25.9% | -     |
| Utilities                      | 6.1%     | 8.6                 | -   | - | -     | -      | -     | 42.9% | 57.1% |
| Consumer Staples               | 6.0%     | 9.1                 | -   | - | -     | -      | -     | 30.4% | 69.6% |
| Basic Materials                | 3.2%     | 5.1                 | -   | - | -     | 100.0% | -     | -     | -     |

\*\* rebased on the rated part of the fund | rating according to MSCI from CCC (High Risk) to AAA (Strong Opportunity)

This is not an investment recommendation. The fund bears the risk of capital loss.

©2021 MSCI ESG Research LLC. Reproduced by permission

# Equity Bucket



| TOP 10 ESG rank           |                  |                |                             |                 |
|---------------------------|------------------|----------------|-----------------------------|-----------------|
|                           | Sector           | Country        | Weight in the portfolio (%) | MSCI ESG rating |
| Allianz Se-Reg            | Financials       | Germany        | 3.60                        | AAA             |
| Iberdrola Sa              | Utilities        | Spain          | 3.29                        | AAA             |
| Zurich Insurance Group Ag | Financials       | Switzerland    | 3.07                        | AAA             |
| Unilever Plc              | Consumer Staples | United Kingdom | 2.25                        | AAA             |
| Axa Sa                    | Financials       | France         | 2.02                        | AAA             |
| Siemens Ag-Reg            | Industrials      | Germany        | 1.75                        | AAA             |
| Asm International Nv      | Technology       | Netherlands    | 1.69                        | AAA             |
| Church & Dwight Co Inc    | Consumer Staples | USA            | 1.68                        | AAA             |
| Sap Se                    | Technology       | Germany        | 1.48                        | AAA             |
| Cadence Design Sys Inc    | Technology       | USA            | 1.14                        | AAA             |
| Subtotal top 10           | -                | -              | 21.98                       | -               |

This is not an investment recommendation. The fund bears the risk of capital loss.

©2021 MSCI ESG Research LLC. Reproduced by permission



# Equity Bucket



| BOTTOM 10 ESG rank           |                        |                |                             |                 |
|------------------------------|------------------------|----------------|-----------------------------|-----------------|
|                              | Sector                 | Country        | Weight in the portfolio (%) | MSCI ESG rating |
| Amphenol Corp-CI A           | Technology             | USA            | 2.76                        | BB              |
| Coinbase Global Inc -Class A | Financials             | USA            | 1.02                        | BB              |
| Alphabet Inc-CI C            | Technology             | USA            | 3.83                        | BBB             |
| Rio Tinto Plc                | Basic Materials        | United Kingdom | 2.98                        | BBB             |
| Ametek Inc                   | Industrials            | USA            | 2.75                        | BBB             |
| Amazon.Com Inc               | Consumer Discretionary | USA            | 2.51                        | BBB             |
| Thermo Fisher Scientific Inc | Health Care            | USA            | 2.43                        | BBB             |
| Apple Inc                    | Technology             | USA            | 2.06                        | BBB             |
| Siemens Energy Ag            | Oil & Gas              | Germany        | 1.97                        | BBB             |
| Schlumberger Ltd             | Oil & Gas              | Curacao        | 3.20                        | A               |
| Subtotal bottom 10           | -                      | -              | 25.49                       | -               |

This is not an investment recommendation. The fund bears the risk of capital loss.

©2021 MSCI ESG Research LLC. Reproduced by permission

# Bond Bucket composition



| Main portfolio holdings                     |                  |                |                             |                 |
|---|------------------|----------------|-----------------------------|-----------------|
|   | Segment          | Country        | Weight in the portfolio (%) | MSCI ESG rating |
| Dpam L- Bonds Emk Sustainab-F               | Fund             | Luxembourg     | 4.93                        | BBB             |
| Government Of Finland 2,75% 04/2038         | Gov. Bonds       | Finland        | 1.47                        | AA              |
| Government Of United Kingdom 0,875% 10/2029 | Gov. Bonds       | United Kingdom | 1.31                        | A               |
| Kfw 2,625% 01/2034                          | Quasi Gov. Bonds | Germany        | 1.24                        | AAA             |
| Government Of Italy 5% 08/2034              | Gov. Bonds       | Italy          | 1.17                        | BBB             |

| Segment breakdown and ESG ranks |          |                     |     |   |       |       |       |       |       |
|---------------------------------|----------|---------------------|-----|---|-------|-------|-------|-------|-------|
| Segment                         | Weight % | Average ESG score** | CCC | B | BB    | BBB   | A     | AA    | AAA   |
| Investment Grade                | 47.5%    | 7.9                 | -   | - | -     | 10.6% | 15.2% | 43.4% | 30.9% |
| Covered Bonds                   | 22.6%    | 8.5                 | -   | - | -     | 2.4%  | 5.8%  | 48.4% | 43.4% |
| Quasi Gov. Bonds                | 17.8%    | 8.1                 | -   | - | -     | 3.0%  | 32.7% | 22.0% | 42.3% |
| Gov. Bonds                      | 11.2%    | 6.3                 | -   | - | -     | 38.0% | 32.8% | 29.2% | -     |
| High Yield                      | 0.9%     | 4.6                 | -   | - | 69.6% | -     | 30.4% | -     | -     |

\*\* rebased on the rated part of the fund | rating according to MSCI from CCC (High Risk) to AAA (Strong Opportunity). All the titles with a B rating have an E,S, and G pillars score higher than 3,0

**This is not an investment recommendation. The fund bears the risk of capital loss.**

©2021 MSCI ESG Research LLC. Reproduced by permission

# Bond Bucket



| TOP 10 ESG rank                              |                  |                |                             |                 |
|--|------------------|----------------|-----------------------------|-----------------|
|  | Segment          | Country        | Weight in the portfolio (%) | MSCI ESG rating |
| Kfw 2,625% 01/2034                           | Quasi Gov. Bonds | Germany        | 1.24                        | AAA             |
| Ing Groep Nv 3% 05/2034                      | Covered Bonds    | Netherlands    | 1.11                        | AAA             |
| Eika Boligkreditt As 3,25% 03/2035           | Covered Bonds    | Norway         | 1.05                        | AAA             |
| Sse Plc 3,375% 11/2033                       | Investment Grade | United Kingdom | 0.95                        | AAA             |
| La Caisse De Refinancement De 2,875% 03/2031 | Covered Bonds    | France         | 0.92                        | AAA             |
| Kfw 0,01% 05/2027                            | Quasi Gov. Bonds | Germany        | 0.90                        | AAA             |
| Kfw 0,13% 01/2032                            | Quasi Gov. Bonds | Germany        | 0.86                        | AAA             |
| European Investment Bank 0.10% 10/2026       | Quasi Gov. Bonds | Supranational  | 0.84                        | AAA             |
| The Toronto-Dominion Bank 2,442% 09/2028     | Covered Bonds    | Canada         | 0.74                        | AAA             |
| Dnb Boligkreditt As 2,875% 03/2029           | Covered Bonds    | Norway         | 0.74                        | AAA             |
| Subtotal top 10                              | -                | -              | 9.35                        | -               |

This is not an investment recommendation. The fund bears the risk of capital loss.

©2021 MSCI ESG Research LLC. Reproduced by permission

# Bond Bucket



| BOTTOM 10 ESG rank                |                  |             |                             |                 |
|-----------------------------------|------------------|-------------|-----------------------------|-----------------|
|                                   | Segment          | Country     | Weight in the portfolio (%) | MSCI ESG rating |
| Grifols Sa 7.125% 05/2030         | High Yield       | Spain       | 0.40                        | BB              |
| Stellantis Nv Gukg5 06/2032       | High Yield       | Netherlands | 0.18                        | BB              |
| Dpam L- Bonds Emk Sustainab-F     | Fund             | Luxembourg  | 4.93                        | BBB             |
| Government Of Italy 5% 08/2034    | Gov. Bonds       | Italy       | 1.17                        | BBB             |
| Amazon.Com, Inc. 4,45% 03/2045    | Investment Grade | USA         | 0.87                        | BBB             |
| Amazon.Com, Inc. 3,35% 03/2032    | Investment Grade | USA         | 0.72                        | BBB             |
| Government Of Italy 4,00% 10/2031 | Gov. Bonds       | Italy       | 0.55                        | BBB             |
| Government Of Italy 3,85% 02/2035 | Gov. Bonds       | Italy       | 0.54                        | BBB             |
| Rci Banque Sa 3,625% 02/2030      | Investment Grade | France      | 0.54                        | BBB             |
| Mcdonald'S Corp. 3,5% 05/2032     | Investment Grade | USA         | 0.51                        | BBB             |
| Subtotal bottom 10                | -                | -           | 10.41                       | -               |

This is not an investment recommendation. The fund bears the risk of capital loss.

©2021 MSCI ESG Research LLC. Reproduced by permission

# Carbon intensity (Scope 1 + 2)



| Weighted carbon intensity (tCO2e / €m turnover) - Global portfolio |      |            |                         |
|--|------|------------|-------------------------|
|  | FUND |            | ESG investment universe |
|  |      | April 2026 | April 2026              |
| Weighted carbon intensity  |      | 79.9       | 140.9                   |
| Coverage ratio   |      | 95.3%      | 100.0%                  |

| Weighted carbon intensity (tCO2e / €m turnover) - Equity Bucket |      |            |                         |
|---|------|------------|-------------------------|
|   | FUND |            | ESG investment universe |
|   |      | April 2026 | April 2026              |
| Weighted carbon intensity                                       |      | 107.6      | 140.9                   |
| Coverage ratio  |      | 100.0%     | 100.0%                  |

| Weighted carbon intensity (tCO2e / €m turnover) - Bond Bucket |      |            |                         |
|---|------|------------|-------------------------|
|   | FUND |            | ESG investment universe |
|   |      | April 2026 | April 2026              |
| Weighted carbon intensity                                     |      | 65.5       | -                       |
| Coverage ratio  |      | 97.9%      | -                       |

ESG investment universe : 100% MSCI ACWI Net Total Return EUR Index

Carbon metrics methodology: We updated our methodology of carbon intensity calculation. Starting January 31st, 2023, when reported carbon values are unavailable or inconsistent, estimated carbon values are used. The estimations are based on average carbon value (scope 1+2 emissions) of sectoral peers as a function of revenues




\* Carbon intensity: tCO2e / €m turnover

**This is not an investment recommendation. The fund bears the risk of capital loss.**

©2021 MSCI ESG Research LLC. Reproduced by permission

# ESG characteristics



|  | FUND       |          | ESG investment universe |          | UN SDGs*  |   |
|--|------------|----------|-------------------------|----------|---|---|
|  | April 2026 | Coverage | April 2026              | Coverage |   |   |
| Environment                            |            |          |                         |          |   |   |
| Fossil fuel exposure                   | 5.5%       | 85.5%    | 10.0%                   | 96.6%    |  |  |
| Carbon solutions exposure “green part” | 28.6%      | 86.3%    | 45.0%                   | 96.6%    |   |   |
| Human Rights                           |            |          |                         |          |   |   |
| Implementation of Human rights policy  | 96.5%      | 80.0%    | 97.1%                   | 96.6%    |  |   |

ESG investment universe : 100% MSCI ACWI Net Total Return EUR Index



# *Glossary - Definition of impact measurement indicators*

## ESG Quality Score

This score represents the weighted average of the ESG scores for each position in the portfolio.

## Generation Fossil Fuels

Source MSCI: This factor identifies the maximum percentage of revenue (either reported or estimated) that a company derives from the fossil fuel (thermal coal, liquid fuel and natural gas) based power generation.

## Environmental Impact Solutions

Source MSCI: This field represents the total of all revenues derived from any of the six environmental impact themes including alternative energy, energy efficiency, green building, pollution prevention, sustainable water, or sustainable agriculture.

## Carbon intensity

This figure represents the company's most recently reported or estimated Scope 1 + Scope 2 greenhouse gas emissions normalized by sales in USD, which allows for comparison between companies of different sizes.

Carbon metrics methodology: We updated our methodology of carbon intensity calculation.

Starting January 31st, 2023, when reported carbon values are unavailable or inconsistent, estimated carbon values are used.

The estimations are based on average carbon value (scope 1+2 emissions) of sectoral peers as a function of revenues

## Implementation of Human rights policy

Percentage of companies in the portfolio that have implemented one or more initiatives to protect human rights compared to the benchmark.



## DISCLAIMER

Although ODDO BHF Asset Management and its information providers, including without limitation, MSCI ESG Research LLC and its affiliates (the "ESG Parties"), obtain information (the "Information") from sources they consider reliable, none of the ESG Parties warrants or guarantees the originality, accuracy and/or completeness, of any data herein and expressly disclaim all express or implied warranties, including those of merchantability and fitness for a particular purpose. The Information may only be used for your internal use, may not be reproduced or re-disseminated in any form and may not be used as a basis for, or a component of, any financial instruments or products or indices. Further, none of the information can in and of itself be used to determine which securities to buy or sell or when to buy or sell them. None of the ESG Parties shall have any liability for any errors or omissions in connection with any data herein, or any liability for any direct, indirect, special, punitive, consequential or any other damages (including lost profits) even if notified of the possibility of such damages.

If ODDO BHF Asset Management GmbH receives any rebates on the management fee of target funds or other assets, ODDO BHF Asset Management GmbH undertakes to fully remit such payment to the investor or the fund. If ODDO BHF Asset Management GmbH performs services for an investment product of a third party, ODDO BHF Asset Management GmbH will be compensated by the relevant company. Typical services are investment management or sales activities for funds established by a different investment management company. Normally, such compensation is calculated as a percentage of the management fee (up to 100%) of the respective fund, calculated on the basis of such fund's assets managed or distributed by ODDO BHF Asset Management GmbH. This may result in the risk that the investment advice given may not be consistent with the investor's interest. The amount of the management fee is published in the prospectus of the respective fund. Further details are available upon request. It is further intended solely for persons based in countries in which the respective funds are registered for distribution or in which such registration is not required. The shares of the fund have not been registered under the United States Securities Act of 1933, as amended (the "1933 Act"); they may therefore not be publicly offered or sold in the United States of America or to US citizens or any US residents. This publication is intended as marketing instrument and does not satisfy the statutory requirements regarding the impartiality of a financial analysis, and the financial instruments concerned are not subject to any prohibition of trading in advance of the publication of this presentation.

The information, data, analyses and opinions with reference to Morningstar contained herein (1) include the confidential and proprietary information of Morningstar, (2) may not be copied or redistributed, (3) do not constitute investment advice offered by Morningstar, (4) are provided solely for informational purposes and therefore are not an offer to buy or sell a security, and (5) are not warranted to be correct, complete or accurate. Except as otherwise required by law, Morningstar shall not be responsible for any trading decisions, damages or other losses resulting from, or related to, this information, data, analyses or opinions or their use. This report is supplemental sales literature, and therefore must be preceded or accompanied by a prospectus and disclosure statement. STOXX Limited ("STOXX") is the source of any aforementioned STOXX index and the data comprised therein. STOXX has not been involved in any way in the creation of any reported information and does neither warrant nor assume any liability whatsoever – including without limitation the accuracy, adequateness, correctness, completeness, timeliness, and fitness for any purpose – with respect to any reported information. Any dissemination or further distribution of any such information pertaining to STOXX is prohibited.





# ODDO BHF

## ASSET MANAGEMENT

ODDO BHF AM GmbH

Commercial Register: HRB 11971 local court of Düsseldorf – Regulated and supervised by: Bundesanstalt für Finanzdienstleistungsaufsicht ("BaFin") – Value added tax identification number (Ust-Id-Nr.): DE 153 144878, Herzogstrasse 15 – 40217 Düsseldorf – Phone: +49 211 23924 01 Gallusanlage 8 – 60329 Frankfurt am Main – Phone: +49 (0) 69 920 50-0

[AM.ODDO-BHF.COM](http://AM.ODDO-BHF.COM)