

ODDO BHF Euro Credit Short Duration

CN-EUR - Eur | FIXED INCOME - CREDIT - SHORT DURATION

Assets Under Management 1,189 M€
NAV per Unit 101.56€
Evolution vs M-1 0.23€

Morningstar category :
EUR High Yield Bond



Risk/return scale (1)

Countries in which the fund is authorised for distribution to the public:

FR IT CHE DEU AUT PRT ESP BEL SWE GBR LUX FIN NOR

Accredited investor only:
SGP

Portfolio Managers

Alexis RENAULT, Haiyan Ding

Key features

Benchmark: Nil
Recommended investment horizon: 3 to 5 Years
Inception date of the fund: 6/1/11
Share inception date (1st NAV) : 8/21/17

Legal structure	Sub-fund of the ODDO BHF SICAV Luxembourg Umbrella (UCITS)
ISIN code	LU1486845883
Bloomberg code	ODECCNE LX
Currency	Euro
Dividend policy	Accumulation unit
Minimum (initial) investment	100 EUR
Subscription fees	5 % (maximum)
Redemption fees	Nil
Management fees	Annual rate of a maximum of 0.60%, payable quarterly and calculated based on the Sub-fund's average net assets for the month in question.
Performance fees	N/A
Ongoing charges	0.70%
Management company	ODDO BHF AM SAS
Management company (by delegation)	ODDO BHF AM GmbH
Custodian	Caceis Bank Luxembourg (Luxembourg)
Administration and Accounting	Caceis Bank Lux
Subscriptions/ redemptions	12:00pm, D
NAV calculation frequency	Daily
Transaction fees received by the Management Company	None

Technical and risk indicators*

	1 year	3 years
Sharpe ratio	2.99	0.20

Fund	
Yield to Maturity	1.91%
Yield to worst	1.46%
Modified duration to maturity	2.18
Modified duration to worst	1.63
Spread (bp)	213
Macaulay duration	1.73
Average maturity (year)	2.49

Technical and risk indicators are shown in portfolio currency (in Euro)

Futures and options are not included in the calculation of the yield. The Yield to Maturity is calculated before currency hedging. The Yield to Worst is calculated after currency hedging.

The Yield to Maturity (YTM) is the estimation at a certain date of the expected rate of return of a bond portfolio if the securities are held to maturity. It does by no means constitute a promised return. It can, therefore, be affected by interest rate risks, default risks, reinvestment risks and the fact that bonds may not be held until maturity.

The Yield to worst (YTW) is the estimation at a certain date of the worst expected rate of return of a bond portfolio of which some of the securities would not be held until maturity but redeemed at the discretion of the issuer (call). It does by no means constitute a promised return. It can, therefore, be affected by interest rate risks, default risks, reinvestment risks and the fact that bonds may not be held until maturity.

*Definitions of the financial indicators used are available for download on the website www.am.oddo-bhf.com under the heading 'Regulatory information'.

Sources : ODDO BHF AM SAS, Bloomberg, Morningstar®

Investment strategy

The Sub-Fund seeks to provide a high level of income and capital growth by investing primarily in corporate bonds denominated in Euro with a rating of at least B3 or B- and a mainly maximum residual maturity of 4 years. A minimum of 20% of the assets will be invested in sub-investment grade bonds (High Yield). Issuers are principally from countries with investment grade rating. The fundamentally driven investment process is complemented by ESG integration.

Annual performance (rolling 12 months)

from	3/29/18	3/29/19	3/31/20
to	3/29/19	3/31/20	3/31/21
Fund	0.4%	-6.7%	8.5%

Past performance is not an indication of future results. Performance may vary over time.

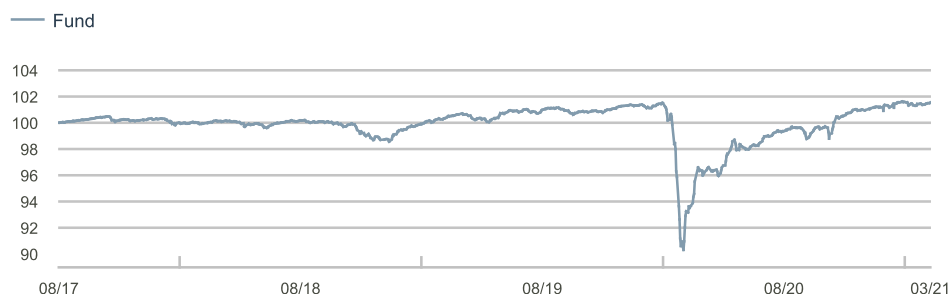
Calendar performance (from January 01 to December 31)

	2016	2017	2018	2019	2020
Fund			-1.5%	2.6%	-0.2%

Performance Analysis

Fund	Annualized performance			Cumulative performance					
	3 years	5 years	Inception	1 month	YTD	1 year	3 years	5 years	Inception
Fund	0.53%			0.23%	0.44%	8.47%	1.59%		

Change in performance since inception (base 100)



Annualized volatility

	1 year	3 years	5 years
Fund	3.96%	4.62%	

(1) Risk/return scale in a range from 1 (lowest risk) to 7 (highest risk). This indicator is not constant and is updated if the risk/reward profile of the fund changes over time. The lowest category does not mean a risk-free investment. Historical data, such as is used to calculate the risk/return ratio, may not be a reliable indication of the future risk profile of the Fund. There is no guarantee that the management objectives in terms of risk and return will actually be met.

ODDO BHF Euro Credit Short Duration



CN-EUR - Eur | FIXED INCOME - CREDIT - SHORT DURATION

Breakdown by sub-A rating and by country

Country	Rating				
	BBB	BB	B	CCC	NR
USA	1.4%	22.5%	4.7%	-	-
France	1.3%	5.1%	8%	-	-
Germany	0.6%	7.7%	5.6%	-	-
UK	1.5%	3.5%	2.6%	-	-
Italy	0.4%	5%	2%	-	-
Netherlands	0.1%	3.6%	1.4%	-	-
Israel	-	3.7%	-	-	-
Greece	1%	0.6%	1.8%	-	-
Others	2%	5.3%	5.9%	-	-

The breakdown takes into consideration the rating of the issuer in the case of unrated issues.

Portfolio manager comment

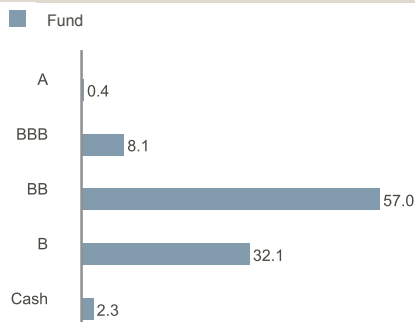
In March 2021, the European High Yield market (HEAG) showed a positive performance of 0.53% with spreads 4 bps tighter ending at 292 bps.

The month was characterized by slightly lower volatility than in the previous months and a risk-on mood based on expectations of a strong economic recovery supported by the vaccination campaign and the fiscal stimulus program. Q4 results were broadly in line with expectations reflecting a strong industrial recovery on the one hand and still adversely impacted businesses that are exposed to Covid-19 restrictions on the other hand. Interest rates in Europe were rather range-bound in March, with ECB accelerating purchases under the PEPP program. 10y US treasury yields continued to rise significantly, putting pressure on long-dated BBs and hybrids in Europe. Primary market was very active in March.

The ODDO BHF Euro Credit Short Duration Fund cautiously invested cash proceeds from called / matured / tendered bonds. At the end of March, the fund had an allocation of approximately 89% High Yield and 11% Investment Grade bonds (including cash). The fund maintains a low duration to maturity with at least 22% of the portfolio maturing by the end of 2022.

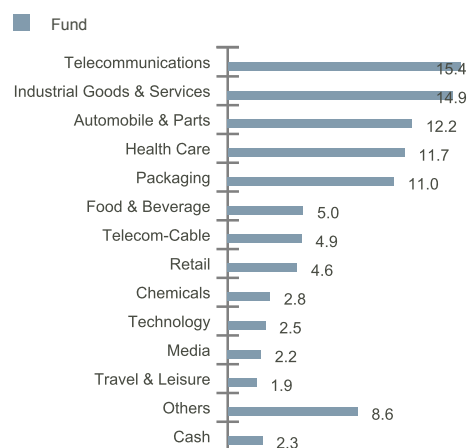
Going forward, the European High Yield market faces several uncertainties related to the vaccine dissemination, the reopening of the economy, inflation expectations and interest rate movements. In this market environment short-dated bonds offer an attractive risk-adjusted return profile.

Breakdown by rating

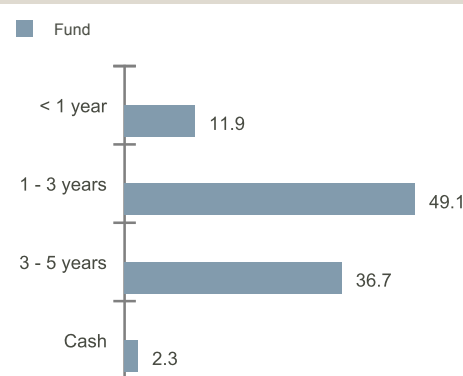


We take the second best rating of all our data sources.

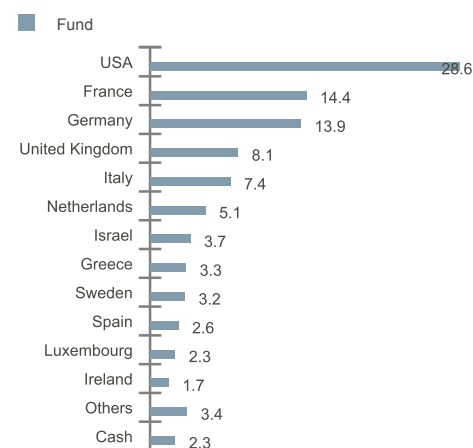
Sector breakdown (%)



Breakdown by maturity (%)



Geographic breakdown (%)



Main portfolio issuers

Issuer	Weight	Sector	Country
TEVA PHARMACEUTICAL FINANCE	3.70%	Health Care	Israel
CROWN EUROPEAN HOLDINGS SA	3.62%	Packaging	USA
BALL CORP.	3.24%	Packaging	USA
SPRINT CORP.	3.13%	Telecommunications	USA
PICARD GROUPE SAS	3.04%	Food & Beverage	France
TELECOM ITALIA SPA	3.00%	Telecommunications	Italy
ADLER REAL ESTATE AG	2.89%	Industrial Goods & Services	Germany
FCE BANK PLC	2.87%	Automobile & Parts	UK
PPF TELECOM GROUP BV	2.32%	Telecommunications	Netherlands
ORANO SA	1.81%	Industrial Goods & Services	France

Number of holdings	188
--------------------	-----

Main portfolio derivatives

Product	Type	Exposure (%)

RISKS: The fund is exposed to the following risks : risk of capital loss, interest rate risk, credit risk, risk associated with discretionary management, risk associated with commitments on forward financial instruments, counterparty risk, liquidity risk of underlying assets, risk associated with high yield bonds, emerging markets risk, volatility risk and on an ancillary basis currency risk, risk associated with convertible bonds, risk associated with currency conversion

DISCLAIMER : This document has been drawn up by ODDO BHF ASSET MANAGEMENT SAS for market communication. Its communication to any investor is the exclusive responsibility of each distributor or advisor. Potential investors should consult an investment advisor before subscribing to the fund. The investor is informed that the fund presents a risk of capital loss, but also many risks linked to the financial instruments/strategies in the portfolio. In case of subscription, investors must consult the Key Investor Information Document (KIID) and the fund's prospectus in order to acquaint themselves with the detailed nature of any risks incurred. The value of the investment may vary both upwards and downwards and may not be returned in full. The investment must be made in accordance with investors' investment objectives, their investment horizon and their capacity to deal with the risk arising from the transaction. ODDO BHF ASSET MANAGEMENT SAS cannot be held responsible for any direct or indirect damages resulting from the use of this document or the information contained in it. This information is provided for indicative purposes and may be modified at any moment without prior notice. Any opinions presented in this document result from our market forecasts on the publication date. They are subject to change according to market conditions and ODDO BHF ASSET MANAGEMENT SAS shall not in any case be held contractually liable for them. The net asset values presented in this document are provided for indicative purposes only. Only the net asset value marked on the transaction statement and the securities account statement is authoritative. Subscriptions and redemptions of mutual funds are processed at an unknown asset value. The Key Investor Information Document (DEU, ESP, FR, GB, IRL, NOR, POR, SWD) and the prospectus (DEU, FR, GB) are available free of charge from ODDO BHF ASSET MANAGEMENT SAS or at am.oddo-bhf.com or at authorized distributors. The annual and interim reports are available free of charge from ODDO BHF ASSET MANAGEMENT SAS or on its internet site am.oddo-bhf.com. The fund is licensed for sale in Switzerland. The Key Investor Information Document, the prospectus, the annual and interim reports for Switzerland can be obtained free of charge from the Swiss Representative and paying agent, BNP Paribas Securities Services, succursale de Zurich, Selinaustrasse 16, 8002 Zurich, Switzerland. For Singapore: the Funds information is contained in the Singapore information memorandum which can be obtained from a fund distributor or directly with ODDO BHF AM SAS. Potential investors should read the fund's prospectus and the Singapore information memorandum before deciding whether to subscribe for or purchase shares in any of the funds.

ODDO BHF Asset Management SAS

Portfolio management company incorporated as a société par actions simplifiée (simplified joint -stock company), with capital of €9,500,000. Approved by the AMF under number GP 99011. Trade Register (RCS) 340 902 857 Paris. 12 boulevard de la Madeleine – 75440 Paris Cedex 09 France – Phone: 33 (0)1 44 51 85 00

www.am.oddo-bhf.com