

ODDO BHF Global Credit Short Duration

31 MARCH 2026

CN-EUR - Eur | Fixed Income - Credit - Short Duration Global

Assets Under Management	121 M€	Morningstar™ Category:	1 2 3 4 5 6 7
NAV per Unit	107.57€	Global High Yield Bond - EUR Hedged	Risk scale (1)
Evolution vs M-1	-0.86€	Morningstar quartile 4th quartile	6 8 9
		Rating at 1/31/26	SFDR Classification ²

Countries in which the fund is authorised for distribution to the public:

FR IT CHE DEU AUT LUX

PORTFOLIO MANAGERS

Alexis Renault, Janis Heck

MANAGEMENT COMPANY

ODDO BHF AM SAS

KEY FEATURES

Recommended investment horizon: 3 to 5 Years

Inception date (1st NAV): 3/6/24

Inception date of the fund: 10/22/18

Legal structure	Sub-fund of the ODDO BHF SICAV Lux. Umbrella (UCITS)
ISIN code	LU1833930651
Bloomberg code	ODBCGCN LX
Dividend policy	Accumulation unit
Minimum (initial) investment	100 EUR
Management company (by delegation)	ODDO BHF AM GmbH
Subscriptions/redemptions	12:00pm, D
Valuation	Daily
Management fees	Annual rate of a maximum of 0.60%, payable quarterly and calculated based on the Sub-fund's average net assets for the month in question.
Performance fees	A maximum of 10% of the Sub-Fund's outperformance relative to the benchmark index, once past underperformance over the previous five years has been offset, and provided that the absolute return is positive.
Subscription fees	5 % (maximum)
Redemption fees	Nil
Management fees and other administrative or operating costs	0.73 %
Risk measurement	1 Year
Sharpe ratio	0.35

INVESTMENT STRATEGY

The Sub-Fund aims to achieve its objective by investing at least 50% of its net assets in global debt securities (Investment Grade and High Yield). The investment focus lies on debt securities with a rating of at least B3 or B- assigned by an internationally recognised rating service such as Moody's or S&P (or deemed equivalent by the Management Company, or using the Management Company's internal rating).

Benchmark : Nil

Net annual performance (12-months rolling)		
from	03/24	03/25
to	03/25	03/26
FUND	4.4%	2.7%

The management objective is to achieve an annualised net of fees performance greater than €STR + 1.5%

Calendar performance (from January 01 to December 31)	
	2025
FUND	3.8%

The management objective is to achieve an annualised net of fees performance greater than €STR + 1.5%

Cumulative and annualized net returns									
	Annualized performance			Cumulative performance					
	3 years	5 years	Inception	1 month	YTD	1 year	3 years	5 years	Inception
FUND	3.6%	-0.8%	-0.4%	-	-	-	-	-	7.6%

The management objective is to achieve an annualised net of fees performance greater than €STR + 1.5%

Past performance is not an indication of future results. Performance may vary over time.

Annualized volatility				
	1 year	3 years	5 years	Inception
FUND	1.2%	-	-	1.0%

*The glossary of indicators used is available for download on www.am.oddo-bhf.com in the Information section. | Sources : ODDO BHF AM SAS, Bloomberg, Morningstar® Sustainalytics provides company-level analysis used in the calculation of Morningstar's Sustainability Score.

(1) The summary risk indicator (SRI) is a guide to the level of risk of this product compared to other products. It shows how likely it is that the product will lose money because of movements in the market or because we are not able to pay you. It ranges from 1 (low risk) to 7 (high risk). This indicator is not constant and will change according to the fund's risk profile. The lowest category does not mean risk-free. Historical data, such as that used to calculate the SRI, may not be a reliable indication of the fund's future risk profile. There is no guarantee that the investment objectives in terms of risk will be achieved..

(2) Information on the EU Sustainable Finance Disclosure Regulation (SFDR) can be found in the SFDR classification(2) section of the document.

ODDO BHF Global Credit Short Duration

31 MARCH 2026

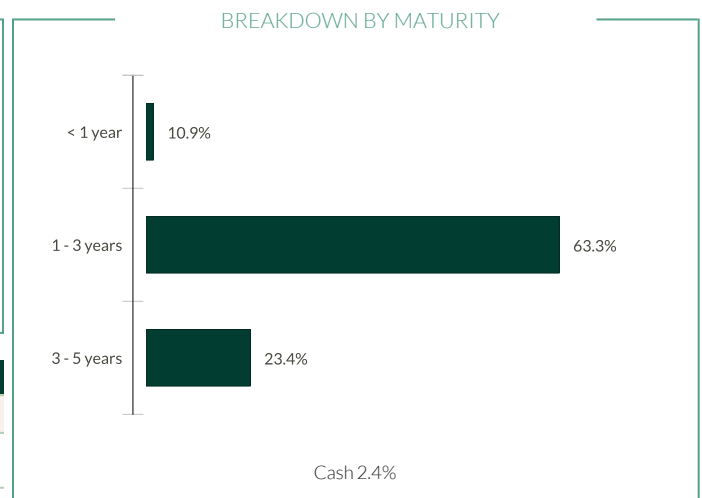
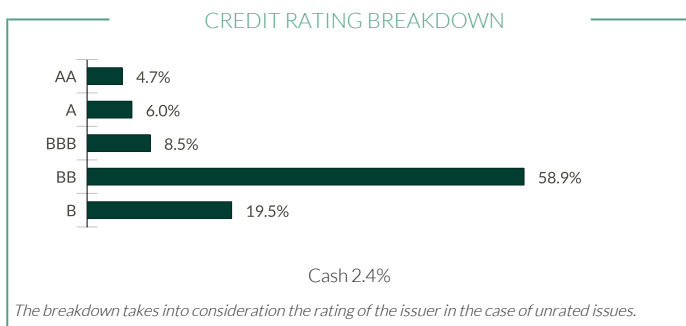
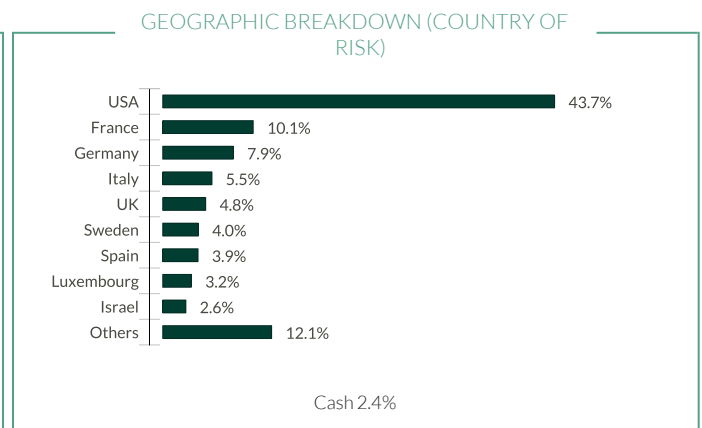
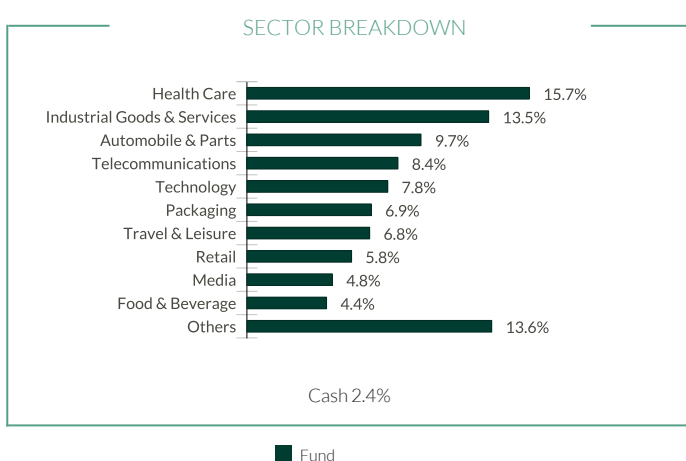
CN-EUR - Eur | Fixed Income - Credit - Short Duration Global

Key indicators	
Yield To Maturity (YTM)*	4.71 %
Yield To Worst (YTW)*	4.10 %
Modified duration to maturity	1.78
Modified duration to worst	1.48
Average maturity (year)	2.15

The investment objective is to achieve an annualized net performance, after fees, exceeding €STR + 1.5% over an investment horizon starting from the sub-fund's inception date, i.e., 2024-03-06, up to a maximum of 2026-10-31. As a reminder, the management fees for share class CN-EUR - Eur are 0.6%. These fees reduce the annual performance of this share class by 0.6%.

*The glossary of the indicators used is available for download on www.am.oddo-bhf.com in the "INFORMATIONS" section.

Futures and options are not included in the calculation of the yield. The Yield to Maturity is calculated before currency hedging. The Yield to Worst is calculated after currency hedging.



Weighted carbon intensity (tCO ₂ e / €m turnover)		
	FUND	ESG investment universe
Weighted carbon intensity	107.2	351.4
Coverage ratio	99.7%	99.9%

Source MSCI. We use scopes 1 (direct emissions) and 2 (indirect emissions related to electricity, heat or steam consumption) to calculate the carbon intensity, expressed in tonnes of CO₂ equivalent per million € of revenues. Cash and derivatives are not covered.

Carbon metrics methodology: see details on page 4

Main portfolio issuers				
	Weight in the fund (%)	Country	Sector	MSCI ESG rating
IQVIA, Inc.	2.63	USA	Health Care	AAA
Teva Pharmaceutical Finance Ne	2.57	Netherlands	Health Care	A
Crown European Holdings SA	2.17	USA	Packaging	AA
Ball Corp.	2.11	USA	Packaging	AA
ZEGONA FINANCE PLC	2.03	United Kingdom	Telecommunications	

** rebased on the rated part of the fund | rating according to MSCI from CCC (High Risk) to AAA (Strong Opportunity).

©2021 MSCI ESG Research LLC. Reproduced by permission.

ODDO BHF Global Credit Short Duration

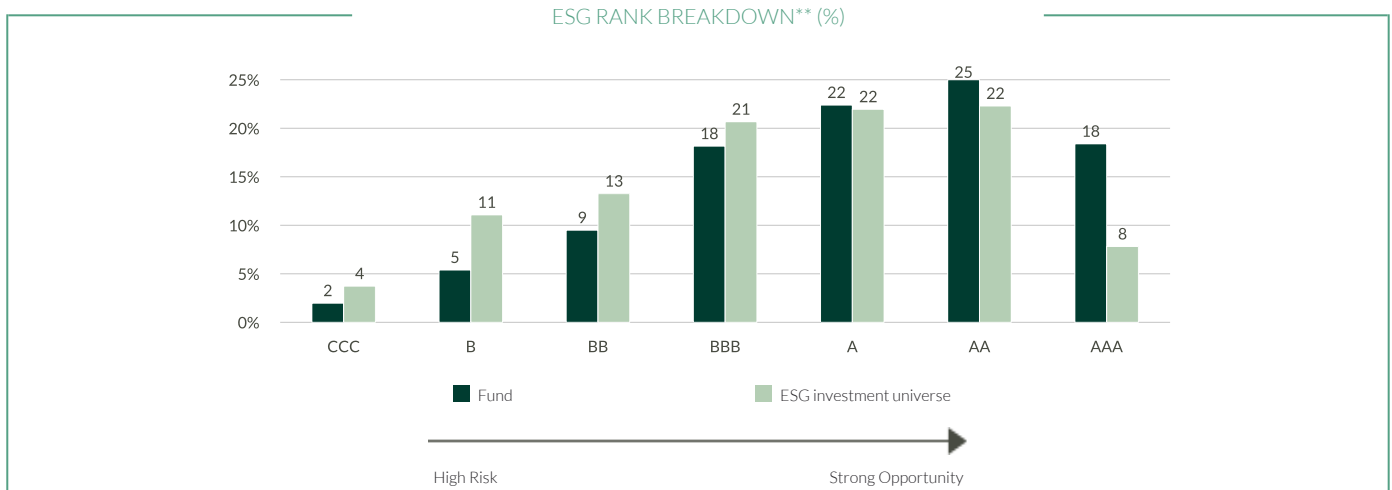
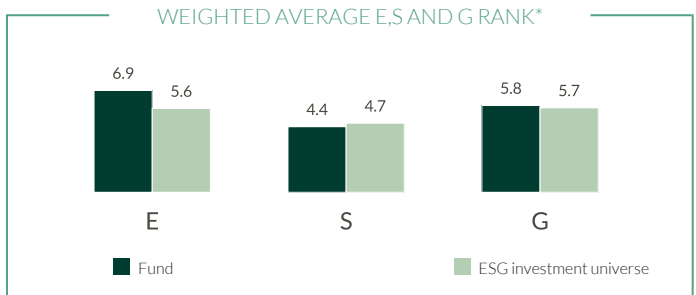
31 MARCH 2026

CN-EUR - Eur | Fixed Income - Credit - Short Duration Global

SUSTAINABLE REPORT - OVERVIEW

ESG Rating		
	FUND	ESG investment universe
	Mar 26	Mar 26
MSCI ESG rating	A	BBB
ESG coverage**	78.8%	75.4%

ESG investment universe : 100% Ice Bofa 3-5 Years BB-B Global High Yield Non Financial Constrained



TOP 5 ESG rank					
	Sector	Country	Weight in the fund (%)	MSCI ESG rating	
IQVIA, Inc.	Health Care	USA	2.63	AAA	
Prime Security Services Borrow	Industrial Goods & Services	USA	1.46	AAA	
International Game Technology	Travel & Leisure	United Kingdom	1.38	AAA	
DOMETIC GROUP AB	Industrial Goods & Services	Sweden	1.13	AAA	
LKQ European Holdings BV	Media	USA	1.11	AAA	
Subtotal top 5	-	-	7.72	-	

*ESG rank at the end of the period.

** rebased on the rated part of the fund | rating according to MSCI from CCC (High Risk) to AAA (Strong Opportunity).

©2021 MSCI ESG Research LLC. Reproduced by permission.

ODDO BHF Global Credit Short Duration

31 MARCH 2026

CN-EUR - Eur | *Fixed Income - Credit - Short Duration Global*

SUSTAINABLE REPORT – METHODOLOGY

ODDO BHF AM considers that measuring the environmental, social and governance impact of an investment is an essential step in disseminating good practices in ESG integration. To do this, it is imperative to have reliable, simple quantitative criteria (no reprocessing) and to allow comparison between portfolios regardless of their composition (large vs midcaps, geographical and sectoral diversity).

The choice of indicators is therefore crucial for the relevance of impact measurement. The data for the environmental indicators come from our external non-financial analysis provider, MSCI. We systematically indicate the availability of the data at the level of the portfolio and its benchmark.

ESG integration at ODDO BHF Asset Management | 3 systematic steps

Exclusions

- Norm-based:** exclusion of companies that do not comply with certain international standards.(chemical weapons , anti-personnel mines, violation of the principles of the Global Compact, etc.)
- Sector-based:** total or partial exclusion of sectors or activities based on ethical considerations (tobacco, gambling, weapon, adult entertainment / pornographie and Coal...)


ESG ratings

- Usage of MSCI data based on a “Best-in-Class” approach
- All titles considered for investments have at least a BB rating

Dialogue and engagement

- Regular dialogue with companies on ESG issues
- Individual and joint engagement
- Inclusion of ESG research within ODDO BHF Asset Management’s voting policy
- Escalation procedure if engagement is not conclusive

ESG rating methodology



Environment	Social	Governance
<ul style="list-style-type: none"> Climate Change Natural Resources Pollution & Waste Environmental Opportunities 	<ul style="list-style-type: none"> Human Capital Product Liability Stakeholder Opposition Social Opportunities 	<ul style="list-style-type: none"> Corporate Governance Corporate Behavior

Exposure metrics, management metrics and industry specific weighting
 Final result between 1-10 which is matched to a rating between AAA to CCC

0 - 2,857	2,857 - 7,143	7,143 - 10
CCC	B	BB
BBB	A	AA
AAA		

High risk...
...Strong opportunity

Sources: ODDO BHF AM SAS, MSCI.

Carbon metrics methodology: We updated our methodology of carbon intensity calculation. Starting January 31st, 2023, when reported carbon values are unavailable or inconsistent, estimated carbon values are used. The estimations are based on average carbon value (scope 1+2 emissions) of sectoral peers as a function of revenues

ODDO BHF Global Credit Short Duration

31 MARCH 2026

CN-EUR - Eur | Fixed Income - Credit - Short Duration Global

MONTHLY MANAGEMENT COMMENT

In March 2026, the European High Yield market (HEAG) lost 2.49% with spreads wider by 73 bp to an ending level of 303 bps. Year-to-date it delivered a negative performance of -1.59%.

International credit markets continued to deliver a negative performance with weakness in underlying sovereign rates. The US High Yield market (HUCO) declined 1.19% in USD terms with spreads wider by 16 bps to 328 bps. The Asia High Yield index (ANHY) lost 2.58% in USD with spreads 94 bps tighter to a level of 441 bps. The Asia Investment Grade index (ACIG) decreased 1.62% in USD terms with spreads wider by 5 bps to a level of 75 bps. In LatAM the High Yield market (EMHL) was down 1.50% in USD terms with spreads wider by 13 bps at 404 bps. The LatAM Investment Grade market (EMIL) dropped 2.77% in USD terms with spreads 9 bps wider at a level of 145 bps.

In March, the ODDO BHF Global Credit Short Duration fund continued to invest according to its investment strategy. The fund has an allocation of 78% to High Yield issuers with the remainder being invested in Investment Grade bonds and held in cash. 47% are allocated to European issuers, 47% to American issuers, and the remainder to issuers from the Middle East and from Asia or in cash. The fund maintains a low duration to worst of around 1.5.

In 2026, the volatility of credit markets is expected to be influenced by the geopolitical risks (particularly the Middle East conflicts), inflation, economic growth, company results and the sovereign risks. In this market environment credit selection is essential.

RISKS:

The fund is exposed to the following risks: risk of capital loss, interest rate risk, credit risk, risk associated with discretionary management, risk associated with commitments on forward financial instruments, counterparty risk, liquidity risk of underlying assets, risk associated with high yield bonds, emerging markets risk, volatility risk, risks linked to the use of overexposure, Sustainability risk and on an ancillary basis currency risk

SFDR CLASSIFICATION²

The EU Sustainable Finance Disclosure Regulation (SFDR) is a set of EU rules which aim to make the sustainability profile of funds transparent, more comparable and better understood by end investors. Article 6: The management team does not consider sustainability risks or adverse effects of investment decisions on sustainability factors in the investment decision making process. Article 8: The management team addresses sustainability risks by integrating ESG criteria (Environment and/or Social and/or Governance) into its investment decision making process. Article 9: The management team follows a strict sustainable investment objective that significantly contributes to the challenges of the ecological transition, and addresses Sustainability Risks through ratings provided by the Management Company's external ESG data provider.

DISCLAIMER

This document has been drawn up by ODDO BHF AM SAS. Potential investors should consult an investment advisor before subscribing to the fund. The investor is informed that the fund presents a risk of capital loss, but also many risks linked to the financial instruments/strategies in the portfolio. In case of subscription, investors must read the Key Information Document (KID) and the fund's prospectus in order to acquaint themselves with the detailed nature of any risks incurred and all costs. The value of the investment may vary both upwards and downwards and may not be returned in full. The investment must be made in accordance with investors' investment objectives, their investment horizon and their capacity to deal with the risk arising from the transaction. ODDO BHF AM SAS cannot be held responsible for any direct or indirect damages resulting from the use of this document or the information contained in it. This information is provided for indicative purposes and may be modified at any moment without prior notice. Any opinions presented in this document result from our market forecasts on the publication date. They are subject to change according to market conditions and ODDO BHF AM SAS shall not in any case be held contractually liable for them. The net asset values presented in this document are provided for indicative purposes only. Only the net asset value marked on the transaction statement and the securities account statement is authoritative. Subscriptions and redemptions of mutual funds are processed at an unknown asset value.

A summary of investor rights is available free of charge in electronic form in English language on the website at : https://am.oddo-bhf.com/FRANCE/en/non_professional_investor/infos_reglementaire. The fund may have been authorized for distribution in different EU member states. Investors are advised to the fact that the management company may decide to withdraw with the arrangements it has made for the distribution of the units of the fund in accordance with Article 93a of Directive 2009/65/EC and Article 32a of Directive 2011/61/EU.

The Key Information Document (DEU, FR, GB, ITL) and the prospectus (DEU, FR, GB) are available free of charge from ODDO BHF AM SAS or at am.oddo-bhf.com or at authorized distributors. The annual and interim reports are available free of charge from ODDO BHF AM SAS or on its internet site am.oddo-bhf.com.

The complaints handling policy is available on our website am.oddo-bhf.com in the regulatory information section. Customer complaints can be addressed in the first instance to the following e-mail address: service_client@oddo-bhf.com. The fund is licensed for sale in Switzerland. The Key Information Document, the prospectus, the annual and interim reports for Switzerland can be obtained free of charge from the Swiss Representative and paying agent, BNP Paribas Securities Services, succursale de Zurich, Selnaustrasse 16, 8002 Zurich, Switzerland.

Although ODDO BHF Asset Management and its information providers, including without limitation, MSCI ESG Research LLC and its affiliates (the "ESG Parties"), obtain information (the "Information") from sources they consider reliable, none of the ESG Parties warrants or guarantees the originality, accuracy and/or completeness, of any data herein and expressly disclaim all express or implied warranties, including those of merchantability and fitness for a particular purpose. The Information may only be used for your internal use, may not be reproduced or re-disseminated in any form and may not be used as a basis for, or a component of, any financial instruments or products or indices. Further, none of the information can in and of itself be used to determine which securities to buy or sell or when to buy or sell them. None of the ESG Parties shall have any liability for any errors or omissions in connection with any data herein, or any liability for any direct, indirect, special, punitive, consequential or any other damages (including lost profits) even if notified of the possibility of such damages. ©2021 MSCI ESG Research LLC. Reproduced by permission.