

ODDO BHF Leading Global Trends

30 APRIL 2026

CI-EUR - Eur | Thematic Equity - Megatrends - World

Assets Under Management	61 M€	Morningstar™ Category:	① ② ③ ④ ⑤ ⑥ ⑦
NAV per Unit	1,365.07€	Global Large-Cap Blend Equity	Risk scale (1)
Evolution vs M-1	145.01€	★ ★ ★ Rating at 3/31/26	6 8 9
		🌐🌐🌐🌐 Rating at 2/28/26	SFDR Classification ²

Countries in which the fund is authorised for distribution to the public:

 FR  CHE  DEU  LUX

PORTFOLIO MANAGERS

ODDO BHF SE

MANAGEMENT COMPANY

ODDO BHF AM LUX

KEY FEATURES

Recommended investment horizon: 5 Years

Inception date (1st NAV): 6/24/22

Inception date of the fund: 6/24/22

Legal structure	FCP
ISIN code	LU2345842277
Bloomberg code	BHFSTCI LX
Dividend policy	Accumulation unit
Minimum (initial) investment	250000 EUR
Management company (by delegation)	ODDO BHF SE
Subscriptions/redemptions	2:00pm,(Delta1) D+1
Valuation	Daily

	Annualized volatility		
	1 year	3 years	5 years
FUND	16.5%	16.7%	
Benchmark	11.6%	12.8%	

INVESTMENT STRATEGY

The objective of ODDO BHF Leading Global Trends is to outperform the benchmark MSCI All Countries World Index (Net Return, EUR) over a rolling five-year period. The fund is actively managed and invests in a broad range of issuers from around the world. The focus is on equities with qualitative growth characteristics that benefit from technological, social or economic trends. The equity exposure of the fund is always above 90%.

Benchmark : 100% MSCI ACWI Net Total Return EUR Index

Net annual performance (12-months rolling)			
from	04/23	04/24	04/25
to	04/24	04/25	04/26
FUND	21.5%	1.6%	11.3%
Benchmark	21.3%	5.2%	26.9%

Calendar performance (from January 01 to December 31)			
	2023	2024	2025
FUND	17.5%	21.0%	-3.8%
Benchmark	18.1%	25.4%	8.3%

Cumulative and annualized net returns									
	Annualized performance			Cumulative performance					
	3 years	5 years	Inception	1 month	YTD	1 year	3 years	5 years	Inception
FUND	11.2%	8.4%	11.9%	4.7%	11.3%	37.3%	36.5%		
Benchmark	17.4%	14.4%	8.2%	6.3%	26.9%	62.0%	67.8%		

Past performance is not an indication of future results. Performance may vary over time.

Risk measurement	1 Year	3 Years	Since Inception
Sharpe ratio	1.03	0.46	0.35
Information ratio	-1.12	-0.58	-0.47
Tracking Error (%)	12.03	11.31	11.92
Beta	0.97	0.96	0.97
Correlation coefficient (%)	68.38	73.81	73.31
Jensen's Alpha (%)	-12.54	-6.02	-5.28

*The glossary of indicators used is available for download on www.am.oddo-bhf.com in the Information section. | Sources : ODDO BHF AM SAS, Bloomberg, Morningstar® Sustainalytics provides company-level analysis used in the calculation of Morningstar's Sustainability Score.

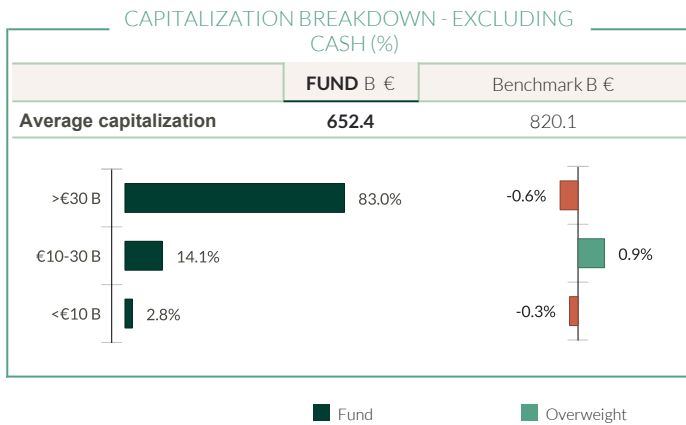
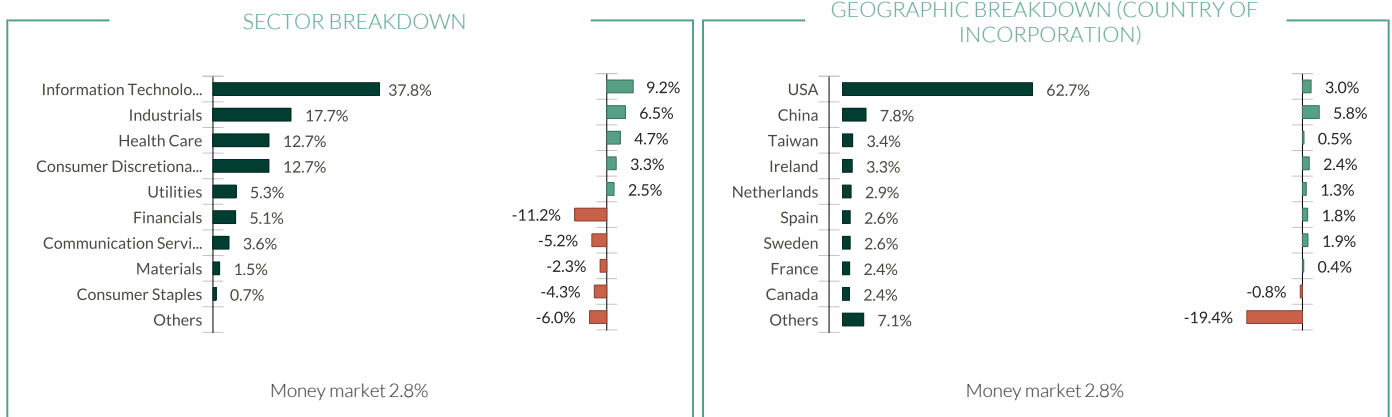
(1) The summary risk indicator (SRI) is a guide to the level of risk of this product compared to other products. It shows how likely it is that the product will lose money because of movements in the market or because we are not able to pay you. It ranges from 1 (low risk) to 7 (high risk). This indicator is not constant and will change according to the fund's risk profile. The lowest category does not mean risk-free. Historical data, such as that used to calculate the SRI, may not be a reliable indication of the fund's future risk profile. There is no guarantee that the investment objectives in terms of risk will be achieved.

(2) Information on the EU Sustainable Finance Disclosure Regulation (SFDR) can be found in the SFDR classification(2) section of the document.

ODDO BHF Leading Global Trends

30 APRIL 2026

CI-EUR - Eur | Thematic Equity - Megatrends - World



Weighted carbon intensity (tCO2e / €m turnover)		
	FUND	Benchmark
Weighted carbon intensity	105.7	141.2
Coverage ratio	100.0%	100.0%

Source MSCI. We use scopes 1 (direct emissions) and 2 (indirect emissions related to electricity, heat or steam consumption) to calculate the carbon intensity, expressed in tonnes of CO2 equivalent per million € of revenues. Cash and derivatives are not covered. Carbon metrics methodology: see details on page 3

Main portfolio holdings					
	Weight in the fund (%)	Weight in the benchmark (%)	Country	Sector	MSCI ESG rating
Nvidia Corp	4.97	4.91	USA	Information Technology	AA
Microsoft Corp	4.33	2.91	USA	Information Technology	AA
Amazon.Com Inc	3.57	2.58	USA	Consumer Discretionary	BBB
Taiwan Semiconductor -Sp Adr	3.41		Taiwan	Information Technology	AA
Mastercard Inc-Class A	3.01	0.43	USA	Financials	A
Broadcom Inc	2.61		USA	Information Technology	AA
Iberdrola Sa	2.60	0.15	Spain	Utilities	AAA
Tencent Holdings Ltd	2.48	0.39	China	Communication Services	A
Schneider Electric Se	2.42	0.17	France	Industrials	AA
Cadence Design Sys Inc	2.40	0.09	USA	Information Technology	AAA
Number of holdings	54				

** rebased on the rated part of the fund | rating according to MSCI from CCC (High Risk) to AAA (Strong Opportunity).

©2021 MSCI ESG Research LLC. Reproduced by permission.

ODDO BHF Leading Global Trends

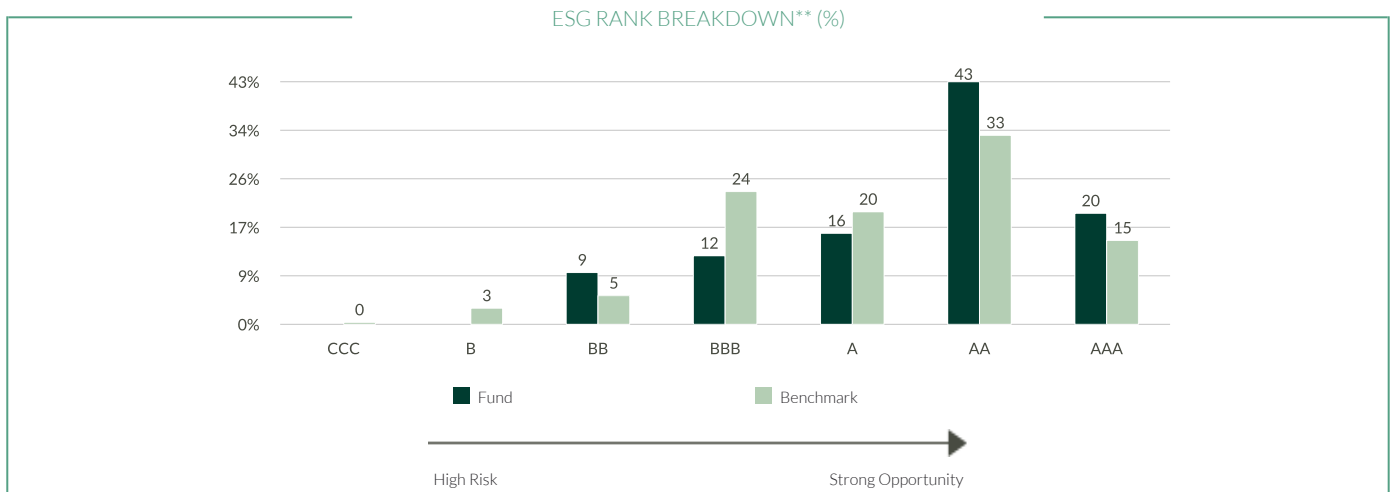
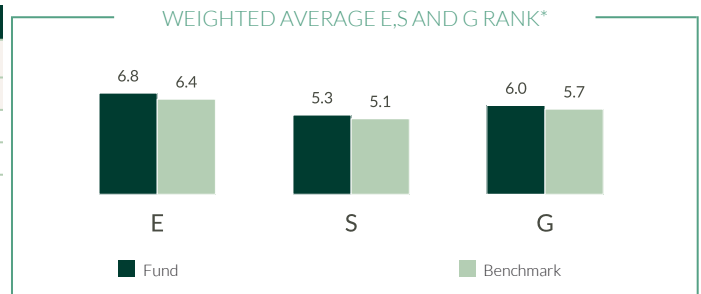
30 APRIL 2026

CI-EUR - Eur | Thematic Equity - Megatrends - World

SUSTAINABLE REPORT - OVERVIEW

ESG Rating		
	FUND	Benchmark
	Apr 26	Apr 26
MSCI ESG rating	AA	A
ESG coverage**	98.9%	97.1%

Benchmark : 100% MSCI ACWI Net Total Return EUR Index



TOP 5 ESG rank				
	Sector	Country	Weight in the fund (%)	MSCI ESG rating
Iberdrola Sa	Utilities	Spain	2.60	AAA
Cadence Design Sys Inc	Information Technology	USA	2.40	AAA
Idexx Laboratories Inc	Health Care	USA	2.24	AAA
Asm International Nv	Information Technology	Netherlands	1.65	AAA
Deckers Outdoor Corp	Consumer Discretionary	USA	1.65	AAA
Subtotal top 5	-	-	10.55	-

SUSTAINABLE REPORT - METHODOLOGY

ODDO BHF AM considers that measuring the environmental, social and governance impact of an investment is an essential step in disseminating good practices in ESG integration. To do this, it is imperative to have reliable, simple quantitative criteria (no reprocessing) and to allow comparison between portfolios regardless of their composition (large vs midcaps, geographical and sectoral diversity).

The choice of indicators is therefore crucial for the relevance of impact measurement. The data for the environmental indicators come from our external non-financial analysis provider, MSCI. We systematically indicate the availability of the data at the level of the portfolio and its benchmark.

Carbon metrics methodology: We updated our methodology of carbon intensity calculation.

Starting January 31st, 2023, when reported carbon values are unavailable or inconsistent, estimated carbon values are used.

The estimations are based on average carbon value (scope 1+2 emissions) of sectoral peers as a function of revenues

*ESG rank at the end of the period.

** rebased on the rated part of the fund | rating according to MSCI from CCC (High Risk) to AAA (Strong Opportunity).

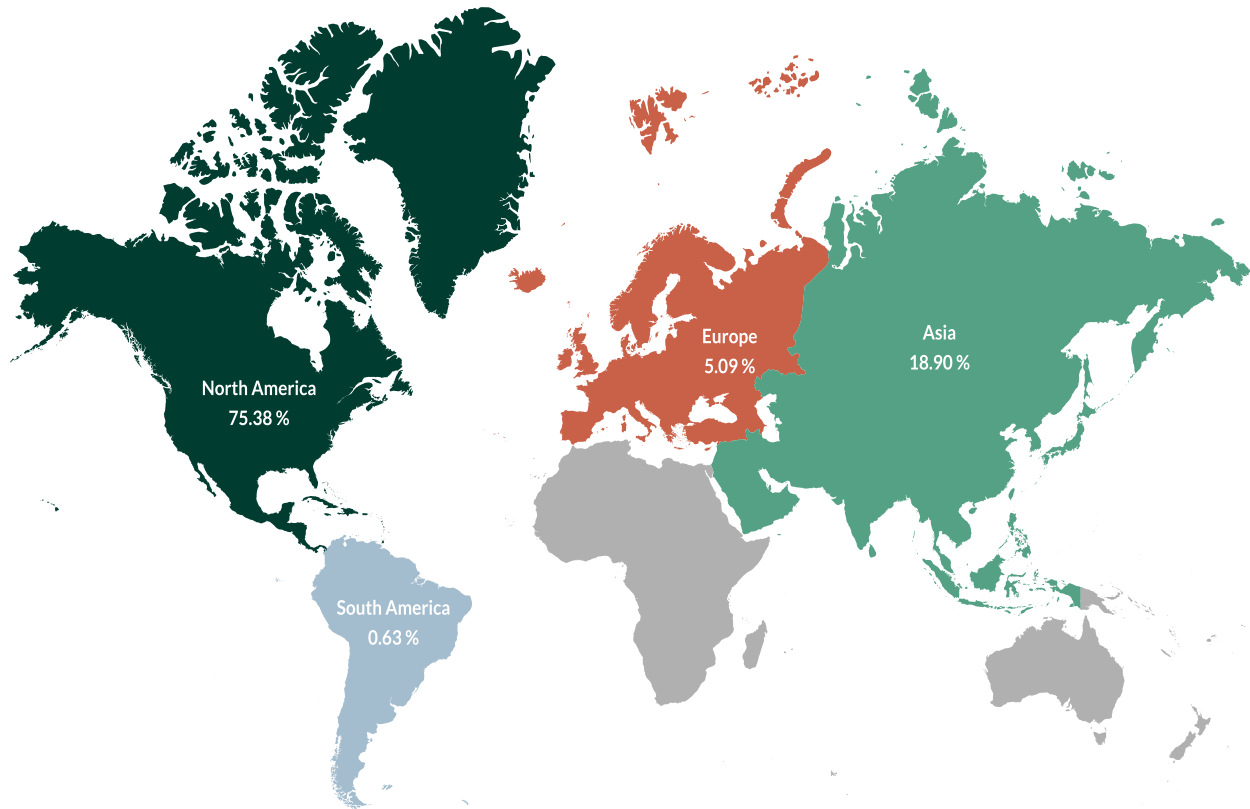
©2021 MSCI ESG Research LLC. Reproduced by permission.

ODDO BHF Leading Global Trends

30 APRIL 2026

CI-EUR - Eur | *Thematic Equity - Megatrends - World*

GEOGRAPHICAL BREAKDOWN OF SALES REVENUE (EQUITY EXPOSURE BY CONTINENT)



ODDO BHF Leading Global Trends

30 APRIL 2026

CI-EUR - Eur | *Thematic Equity - Megatrends - World*

MONTHLY MANAGEMENT COMMENT

In April 2026, global capital markets were significantly influenced by the easing of tensions in the Middle East. The negotiated ceasefire in the Iran conflict led to a noticeable calming of the geopolitical situation and a significant recovery in risk appetite. This triggered a broad-based rally on equity markets, whilst previously negative factors such as rising energy prices and uncertainty receded into the background.

The fund benefited significantly from this favourable market environment, gaining almost 10% over the month – a clear outperformance compared with the benchmark. Its aggressive positioning and focus on structural growth sectors proved particularly advantageous.

Key performance drivers included the technology sector in particular, led by semiconductor stocks. Shares such as AMD, Samsung and Broadcom recorded strong price gains and contributed significantly to the fund's positive performance. Industrial companies with a strong focus on artificial intelligence also performed very well. Siemens Energy and Schneider Electric are particularly noteworthy here, having made significant gains on the back of rising investment in infrastructure and digitalisation. By contrast, the healthcare sector lagged behind in this risk-on market environment. Companies such as Danaher, Stryker and McKesson saw their share prices fall, as defensive business models were less in demand in the current market climate.

As regards transactions, we opened a new position in LAM Research at the start of the month to specifically supplement the existing allocation in the semiconductor sector. Towards the end of the month, we took advantage of a weakening health care sector to make countercyclical purchases, adding to our existing positions in McKesson, Medpace and Eli Lilly. At the same time, we engaged in selective profit-taking following strong share performance in the semiconductor sector, including in ASM International, Broadcom and Samsung.

RISKS:

The fund is exposed to the following risks: operational risks including custody risk, market risk, currency risk, concentration risk

SFDR CLASSIFICATION²

The EU Sustainable Finance Disclosure Regulation (SFDR) is a set of EU rules which aim to make the sustainability profile of funds transparent, more comparable and better understood by end investors. Article 6: The management team does not consider sustainability risks or adverse effects of investment decisions on sustainability factors in the investment decision making process. Article 8: The management team addresses sustainability risks by integrating ESG criteria (Environment and/or Social and/or Governance) into its investment decision making process. Article 9: The management team follows a strict sustainable investment objective that significantly contributes to the challenges of the ecological transition, and addresses Sustainability Risks through ratings provided by the Management Company's external ESG data provider.

DISCLAIMER

This document has been drawn up by ODDO BHF AM LUX. Potential investors should consult an investment advisor before subscribing to the fund. The investor is informed that the fund presents a risk of capital loss, but also many risks linked to the financial instruments/strategies in the portfolio. In case of subscription, investors must read the Key Information Document (KID) and the fund's prospectus in order to acquaint themselves with the detailed nature of any risks incurred and all costs. The value of the investment may vary both upwards and downwards and may not be returned in full. The investment must be made in accordance with investors' investment objectives, their investment horizon and their capacity to deal with the risk arising from the transaction. ODDO BHF AM LUX cannot be held responsible for any direct or indirect damages resulting from the use of this document or the information contained in it. This information is provided for indicative purposes and may be modified at any moment without prior notice. Any opinions presented in this document result from our market forecasts on the publication date. They are subject to change according to market conditions and ODDO BHF AM LUX shall not in any case be held contractually liable for them. The net asset values presented in this document are provided for indicative purposes only. Only the net asset value marked on the transaction statement and the securities account statement is authoritative. Subscriptions and redemptions of mutual funds are processed at an unknown asset value.

A summary of investor rights is available free of charge in electronic form in English language on the website at : https://am.oddo-bhf.com/FRANCE/en/non_professional_investor/infos_reglementaire. The fund may have been authorized for distribution in different EU member states. Investors are advised to the fact that the management company may decide to withdraw with the arrangements that it has made for the distribution of the units of the fund in accordance with Article 93a of Directive 2009/65/EC and Article 32a of Directive 2011/61/EU.

The Key Information Document (DEU, FR, GB) and the prospectus (DEU, FR, GB) are available free of charge from ODDO BHF AM LUX or at am.oddo-bhf.com or at authorized distributors. The annual and interim reports are available free of charge from ODDO BHF AM LUX or on its internet site am.oddo-bhf.com.

The complaints handling policy is available on our website am.oddo-bhf.com in the regulatory information section. Customer complaints can be addressed in the first instance to the following e-mail address: service_client@oddo-bhf.com. If the fund is licensed for sale in Switzerland, the representative there is 1741 Fund Solutions AG, Burggraben 16 - 9000 St. Gallen, Switzerland. Paying agent is ODDO BHF (Switzerland) Ltd., Schulhausstrasse 6, 8027 Zurich, Switzerland. Further useful information regarding the fund, the Sales Prospectus including the Fund Rules, the Key Information Document as well as the annual and half-yearly reports will also be available there free of charge and in the German language.

If ODDO BHF Asset Management GmbH receives any rebates on the management fee of target funds or other assets, ODDO BHF Asset Management GmbH undertakes to fully remit such payment to the investor or the fund. If ODDO BHF Asset Management GmbH performs services for an investment product of a third party, ODDO BHF Asset Management GmbH will be compensated by the relevant company. Typical services are investment management or sales activities for funds established by a different investment management company. Normally, such compensation is calculated as a percentage of the management fee (up to 100%) of the respective fund, calculated on the basis of such fund's assets managed or distributed by ODDO BHF Asset Management GmbH. This may result in the risk that the investment advice given may not be consistent with the investor's interest. The amount of the management fee is published in the prospectus of the respective fund. Further details are available upon request.

It is further intended solely for persons based in countries in which the respective funds are registered for distribution or in which such registration is not required. The shares of the fund have not been registered under the United States Securities Act of 1933, as amended (the "1933 Act"); they may therefore not be publicly offered or sold in the United States of America or to US citizens or any US residents. This publication is intended as marketing instrument and does not satisfy the statutory requirements regarding the impartiality of a financial analysis, and the financial instruments concerned are not subject to any prohibition of trading in advance of the publication of this presentation.

Copyright © Morningstar, Inc. All Rights Reserved. The information, data, analyses and opinions with reference to Morningstar contained herein (1) include the confidential and proprietary information of Morningstar, (2) may not be copied or redistributed, (3) do not constitute investment advice offered by Morningstar, (4) are provided solely for informational purposes and therefore are not an offer to buy or sell a security, and (5) are not warranted to be correct, complete or accurate. Except as otherwise required by law, Morningstar shall not be responsible for any trading decisions, damages or other losses resulting from, or related to, this information, data, analyses or opinions or their use. This report is supplemental sales literature, and therefore must be preceded or accompanied by a prospectus and disclosure statement. STOXX Limited ("STOXX") is the source of any aforementioned STOXX index and the data comprised therein. STOXX has not been involved in any way in the creation of any reported information and does neither warrant nor assume any liability whatsoever – including without limitation the accuracy, adequateness, correctness, completeness, timeliness, and fitness for any purpose – with respect to any reported information. Any dissemination or further distribution of any such information pertaining to STOXX is prohibited.

Although ODDO BHF Asset Management and its information providers, including without limitation, MSCI ESG Research LLC and its affiliates (the "ESG Parties"), obtain information (the "Information") from sources they consider reliable, none of the ESG Parties warrants or guarantees the originality, accuracy and/or completeness, of any data herein and expressly disclaim all express or implied warranties, including those of merchantability and fitness for a particular purpose. The Information may only be used for your internal use, may not be reproduced or re-disseminated in any form and may not be used as a basis for, or a component of, any financial instruments or products or indices. Further, none of the information can in and of itself be used to determine which securities to buy or sell or when to buy or sell them. None of the ESG Parties shall have any liability for any errors or omissions in connection with any data herein, or any liability for any direct, indirect, special, punitive, consequential or any other damages (including lost profits) even if notified of the possibility of such damages. ©2021 MSCI ESG Research LLC. Reproduced by permission.