

ODDO BHF US Large Cap

31 MARCH 2026

CN-USD - Usd | *Quantitative Equities - Momentum - US*

Assets Under Management	102 M€	Morningstar™ Category:	① ② ③ ④ ⑤ ⑥ ⑦
NAV per Unit	131.60\$	US Large-Cap Blend Equity	Risk scale (1)
Evolution vs M-1	-7.84\$	Rating at 2/28/26	6 8 9
			SFDR Classification ²

Countries in which the fund is authorised for distribution to the public:

 FR  IT  CHE  DEU  ESP

PORTFOLIO MANAGERS

Stefan Braun, Karsten Seier, Steffen Fuchs

MANAGEMENT COMPANY

ODDO BHF AM SAS

KEY FEATURES

Recommended investment horizon: 5 Years

Inception date (1st NAV): 12/16/25

Inception date of the fund: 10/11/02

Legal structure	FCP
ISIN code	FR0013301660
Bloomberg code	ODUSCNU FP
Dividend policy	Accumulation unit
Minimum (initial) investment	1 thousandth of a unit
Management company (by delegation)	ODDO BHF AM GmbH
Subscriptions/redemptions	11:15am D
Valuation	Daily
Management fees	Up to 1.20% (inclusive of tax) of the net assets, UCITS excluded
Performance fees	N/A
Subscription fees	4 % (maximum)
Redemption fees	Nil
Management fees and other administrative or operating costs	1.2 % (**)

Annualized volatility	1 year	3 years	5 years

FUND	
Benchmark	

INVESTMENT STRATEGY

Utilizing a proprietary quantitative approach ODDO BHF US Large Cap invests in US equities. The quantitative model rates equities based on a smart momentum strategy analysing extensive historical data with the aim to detect stable trends in the market. The portfolio construction process involves a strong focus on diversification and risk management by applying various optimization constraints.

Benchmark : 100% S&P 500 (USD, TR Net)

Change in Net Asset Value since 12/16/25	
Initial NAV	133.52\$
NAV at 3/31/26	131.60\$
The initial NAV date is 12/16/25	

As the share class was launched less than 12 months ago, we are not permitted by the regulations to disclose its performance.

Calendar performance (from January 01 to December 31)										
	2016	2017	2018	2019	2020	2021	2022	2023	2024	2025
Fund										
Benchmark										

Cumulative and annualized net returns									
	Annualized performance			Cumulative performance					
	3 years	5 years	Inception	1 month	YTD	1 year	3 years	5 years	Inception
FUND									
Benchmark									

Past performance is not an indication of future results. Performance may vary over time.

Risk measurement	1 Year	Since Inception
Sharpe ratio	-	-
Information ratio	-	-
Tracking Error (%)	-	-
Beta	-	-
Correlation coefficient (%)	-	-
Jensen's Alpha (%)	-	-

*The glossary of indicators used is available for download on www.am.oddo-bhf.com in the Information section. | Sources : ODDO BHF AM SAS, Bloomberg, Morningstar® Sustainalytics provides company-level analysis used in the calculation of Morningstar's Sustainability Score.

(1) The summary risk indicator (SRI) is a guide to the level of risk of this product compared to other products. It shows how likely it is that the product will lose money because of movements in the market or because we are not able to pay you. It ranges from 1 (low risk) to 7 (high risk). This indicator is not constant and will change according to the fund's risk profile. The lowest category does not mean risk-free. Historical data, such as that used to calculate the SRI, may not be a reliable indication of the fund's future risk profile. There is no guarantee that the investment objectives in terms of risk will be achieved..

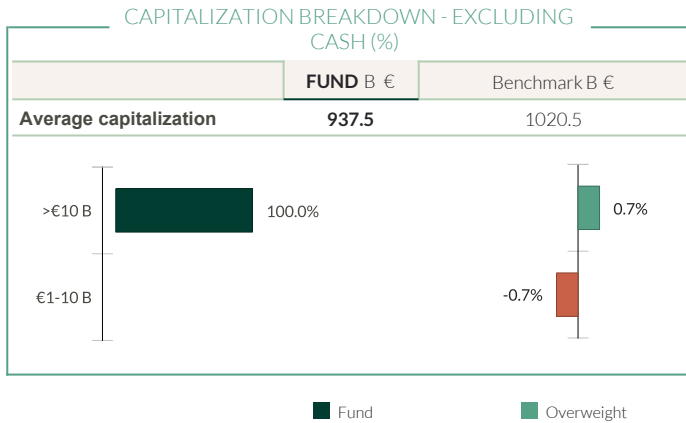
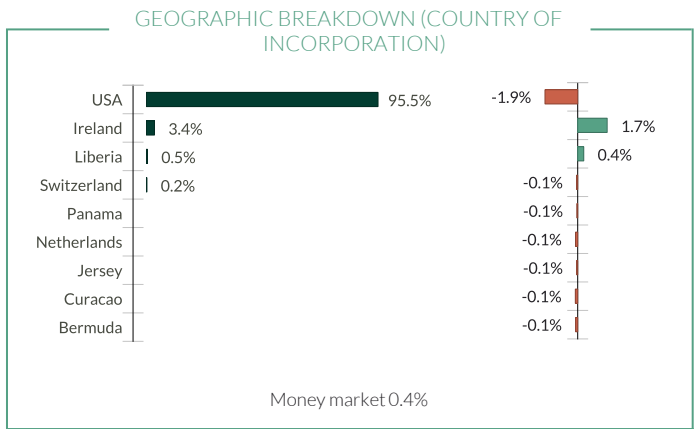
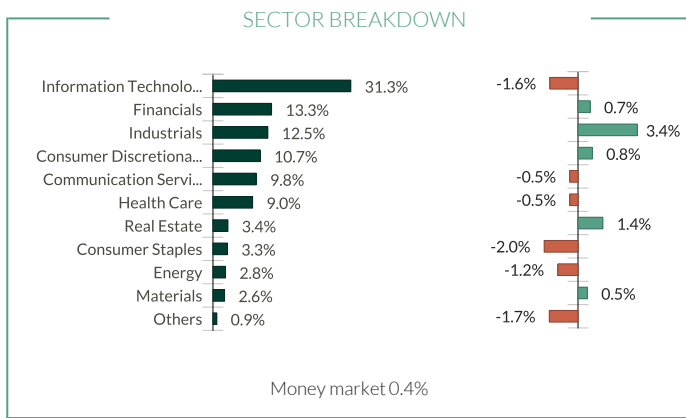
(**) The ongoing charges are based on the charges for the previous period. Estimates are drawn up for all funds that have not yet closed their first accounting period

(2) Information on the EU Sustainable Finance Disclosure Regulation (SFDR) can be found in the SFDR classification(2) section of the document.

ODDO BHF US Large Cap

31 MARCH 2026

CN-USD - Usd | Quantitative Equities - Momentum - US



	Weighted carbon intensity (tCO2e / €m turnover)	
	FUND	Benchmark
Weighted carbon intensity	126.9	114.6
Coverage ratio	100.0%	100.0%

Source MSCI. We use scopes 1 (direct emissions) and 2 (indirect emissions related to electricity, heat or steam consumption) to calculate the carbon intensity, expressed in tonnes of CO2 equivalent per million € of revenues. Cash and derivatives are not covered. Carbon metrics methodology: see details on page 4

Main portfolio holdings

	Weight in the fund (%)	Weight in the benchmark (%)	Country	Sector	MSCI ESG rating
Nvidia Corp	7.81	7.58	USA	Information Technology	AA
Apple Inc	5.29	6.67	USA	Information Technology	BBB
Microsoft Corp	4.00	4.92	USA	Information Technology	AA
Alphabet Inc-CI A	2.94	2.99	USA	Communication Services	BBB
Amazon.Com Inc	2.82	3.64	USA	Consumer Discretionary	BBB
Broadcom Inc	2.66	2.63	USA	Information Technology	AA
Alphabet Inc-CI C	2.43	2.40	USA	Communication Services	BBB
Jpmorgan Chase & Co	2.37	1.42	USA	Financials	A
Welltower Inc	2.23	0.25	USA	Real Estate	A
Meta Platforms Inc-Class A	2.14	2.24	USA	Communication Services	B

Number of holdings: 109

** rebased on the rated part of the fund | rating according to MSCI from CCC (High Risk) to AAA (Strong Opportunity).

©2021 MSCI ESG Research LLC. Reproduced by permission.

ODDO BHF US Large Cap

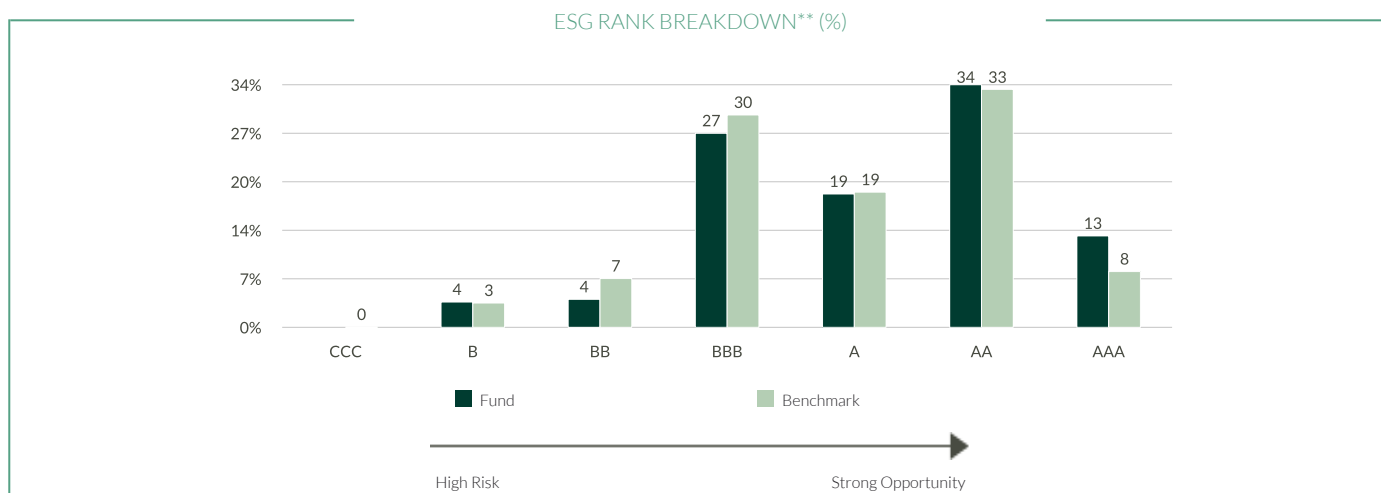
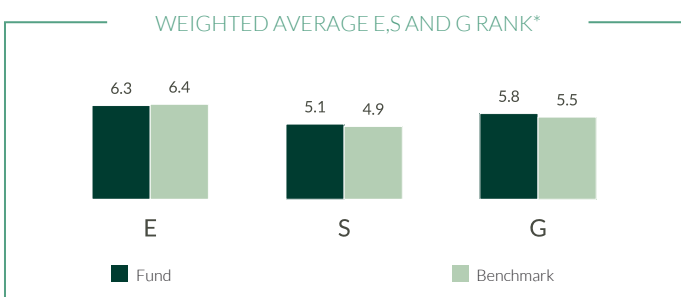
31 MARCH 2026

CN-USD - Usd | *Quantitative Equities - Momentum - US*

SUSTAINABLE REPORT - OVERVIEW

ESG Rating		
	FUND	Benchmark
	Mar 26	Mar 26
MSCI ESG rating	A	A
ESG coverage**	100.0%	99.9%

Benchmark : 100% S&P 500 EUR Net Total Return Index



TOP 5 ESG rank					
	Sector	Country	Weight in the fund (%)	MSCI ESG rating	
Cardinal Health Inc	Health Care	USA	1.85	AAA	
Bank Of New York Mellon Corp	Financials	USA	1.78	AAA	
Williams Cos Inc	Energy	USA	1.42	AAA	
Western Digital Corp	Information Technology	USA	1.38	AAA	
Hartford Financial Svcs Grp	Financials	USA	1.19	AAA	
Subtotal top 5	-	-	7.62	-	

*ESG rank at the end of the period.

** rebased on the rated part of the fund | rating according to MSCI from CCC (High Risk) to AAA (Strong Opportunity).

©2021 MSCI ESG Research LLC. Reproduced by permission.

ODDO BHF US Large Cap

31 MARCH 2026

CN-USD - Usd | *Quantitative Equities - Momentum - US*

SUSTAINABLE REPORT – METHODOLOGY

ODDO BHF AM considers that measuring the environmental, social and governance impact of an investment is an essential step in disseminating good practices in ESG integration. To do this, it is imperative to have reliable, simple quantitative criteria (no reprocessing) and to allow comparison between portfolios regardless of their composition (large vs midcaps, geographical and sectoral diversity).

The choice of indicators is therefore crucial for the relevance of impact measurement. The data for the environmental indicators come from our external non-financial analysis provider, MSCI. We systematically indicate the availability of the data at the level of the portfolio and its benchmark.



Carbon metrics methodology: We updated our methodology of carbon intensity calculation. Starting January 31st, 2023, when reported carbon values are unavailable or inconsistent, estimated carbon values are used. The estimations are based on average carbon value (scope 1+2 emissions) of sectoral peers as a function of revenues

ODDO BHF US Large Cap

31 MARCH 2026

CN-USD - Usd | *Quantitative Equities - Momentum - US*

MONTHLY MANAGEMENT COMMENT

The US equity market experienced a sharp decline in March 2026, driven by geopolitical turmoil stemming from a war with Iran. The S&P 500 fell 5.1% during the month, marking its largest one-month percentage decline since March 2025 and its worst month since September 2022. For the full first quarter, the S&P 500 dropped 4.6%, snapping a three-quarter winning streak.

The conflict sent oil prices soaring above \$90 per barrel for the first time since 2023, with crude gaining more than 30% during the first week of March. The VIX Index climbed near 30, reflecting heightened market anxiety. However, the month ended on a positive note, with the S&P 500 surging 2.9% on March 31st—its best single-day performance since May—following reports that President Trump signaled willingness to end military hostilities with Iran.

The Energy sector surged on the back of soaring oil prices. Consumer Staples posted the weakest performance with a decline of 9.3%, followed by Industrials down 9.2% and Health Care down 8.2%. Technology and communications stocks also faced significant pressure. From a factor perspective, Dividend and Value outperformed the market, while Quality underperformed. Factor return dispersion and volatility continued to be high.

The ODDO BHF US Large Cap Fund underperformed its benchmark in March. The portfolio's underperformance was primarily driven by unfavorable asset allocation decisions, particularly overweight positions in Capital Goods and Technology Hardware & Equipment sectors during a period of market stress. While individual security selection provided some bright spots with strong performers like Ciena benefiting from AI infrastructure demand and Palantir gaining from defense AI contracts, these gains were insufficient to offset broader sector headwinds and significant detractors in industrial and technology hardware names. The portfolio's positioning reflected exposure to companies undergoing significant operational changes and market transitions, with mixed results during this volatile period.

RISKS:

The fund is exposed to the following risks: risk of capital loss, equity risk, interest rate risk, credit risk, risk associated with discretionary management, currency risk, risk associated with commitments on forward financial instruments, counterparty risk, risks associated with the concentration of the portfolio in a sector/geographical region, Sustainability risk

SFDR CLASSIFICATION²

The EU Sustainable Finance Disclosure Regulation (SFDR) is a set of EU rules which aim to make the sustainability profile of funds transparent, more comparable and better understood by end investors. Article 6: The management team does not consider sustainability risks or adverse effects of investment decisions on sustainability factors in the investment decision making process. Article 8: The management team addresses sustainability risks by integrating ESG criteria (Environment and/or Social and/or Governance) into its investment decision making process. Article 9: The management team follows a strict sustainable investment objective that significantly contributes to the challenges of the ecological transition, and addresses Sustainability Risks through ratings provided by the Management Company's external ESG data provider.

DISCLAIMER

This document has been drawn up by ODDO BHF AM SAS. Potential investors should consult an investment advisor before subscribing to the fund. The investor is informed that the fund presents a risk of capital loss, but also many risks linked to the financial instruments/strategies in the portfolio. In case of subscription, investors must read the Key Information Document (KID) and the fund's prospectus in order to acquaint themselves with the detailed nature of any risks incurred and all costs. The value of the investment may vary both upwards and downwards and may not be returned in full. The investment must be made in accordance with investors' investment objectives, their investment horizon and their capacity to deal with the risk arising from the transaction. ODDO BHF AM SAS cannot be held responsible for any direct or indirect damages resulting from the use of this document or the information contained in it. This information is provided for indicative purposes and may be modified at any moment without prior notice. Any opinions presented in this document result from our market forecasts on the publication date. They are subject to change according to market conditions and ODDO BHF AM SAS shall not in any case be held contractually liable for them. The net asset values presented in this document are provided for indicative purposes only. Only the net asset value marked on the transaction statement and the securities account statement is authoritative. Subscriptions and redemptions of mutual funds are processed at an unknown asset value.

A summary of investor rights is available free of charge in electronic form in English language on the website at : https://am.oddo-bhf.com/FRANCE/en/non_professional_investor/infos_reglementaire. The fund may have been authorized for distribution in different EU member states. Investors are advised to the fact that the management company may decide to withdraw with the arrangements it has made for the distribution of the units of the fund in accordance with Article 93a of Directive 2009/65/EC and Article 32a of Directive 2011/61/EU.

The Key Information Document (DEU, ESP, FR, GB, ITL) and the prospectus (FR, GB) are available free of charge from ODDO BHF AM SAS or at am.oddo-bhf.com or at authorized distributors. The annual and interim reports are available free of charge from ODDO BHF AM SAS or on its internet site am.oddo-bhf.com.

The complaints handling policy is available on our website am.oddo-bhf.com in the regulatory information section. Customer complaints can be addressed in the first instance to the following e-mail address: service_client@oddo-bhf.com. The fund is licensed for sale in Switzerland. The Key Information Document, the prospectus, the annual and interim reports for Switzerland can be obtained free of charge from the Swiss Representative and paying agent, RBC INVESTOR SERVICES BANK, succursale de Zürich, Bleicherweg 7, 8027 Zürich, Switzerland.

Although ODDO BHF Asset Management and its information providers, including without limitation, MSCI ESG Research LLC and its affiliates (the "ESG Parties"), obtain information (the "Information") from sources they consider reliable, none of the ESG Parties warrants or guarantees the originality, accuracy and/or completeness, of any data herein and expressly disclaim all express or implied warranties, including those of merchantability and fitness for a particular purpose. The Information may only be used for your internal use, may not be reproduced or re-disseminated in any form and may not be used as a basis for, or a component of, any financial instruments or products or indices. Further, none of the information can in and of itself be used to determine which securities to buy or sell or when to buy or sell them. None of the ESG Parties shall have any liability for any errors or omissions in connection with any data herein, or any liability for any direct, indirect, special, punitive, consequential or any other damages (including lost profits) even if notified of the possibility of such damages. ©2021 MSCI ESG Research LLC. Reproduced by permission.