

ODDO BHF Europe Equity Trend

31 MARCH 2026

Clw-EUR - Eur | *Quantitative Equities - Momentum - Europe Core*

Assets Under Management	395 M€	Morningstar™ Category:	① ② ③ ④ ⑤ ⑥ ⑦
NAV per Unit	159.22€	Europe Large-Cap Blend Equity	Risk scale (1)
Evolution vs M-1	-14.97€	★ ★ ★ ★ Rating at 2/28/26	6 8 9
		Rating at 2/28/26	SFDR Classification ²

Countries in which the fund is authorised for distribution to the public:

FR CHE DEU AUT SWE

PORTFOLIO MANAGERS

Dr. Stefan BRAUN (CFA), Karsten Seier (CFA), Steffen Fuchs (CFA)

MANAGEMENT COMPANY

ODDO BHF AM GmbH

KEY FEATURES

Recommended investment horizon: 3 Years

Inception date (1st NAV): 11/30/20

Inception date of the fund: 8/27/02

Legal structure	Mutual Fund
ISIN code	DE000A2QBG05
Bloomberg code	ODASLOB GR
Dividend policy	Accumulation unit
Minimum (initial) investment	250000 EUR
Management company (by delegation)	-
Subscriptions/redemptions	2:00pm, D
Valuation	Daily
Management fees	0.7% p.a.
Performance fees	N/A
Subscription fees	Nil
Redemption fees	Nil
Management fees and other administrative or operating costs	0.75 %

	Annualized volatility		
	1 year	3 years	5 years
FUND	15.0%	13.2%	14.4%
Benchmark	15.2%	12.8%	13.5%

INVESTMENT STRATEGY

Utilizing a proprietary sustainable quantitative approach ODDO BHF Algo Sustainable Leaders invests in European equities. The quantitative model rates equities based on a smart momentum strategy analysing extensive historical data to detect stable trends in the market. The portfolio construction process involves a strong focus on sustainability, diversification and risk management by applying various optimization constraints

Benchmark : 100% Stoxx Europe Sustainability Ex AGTAF

Net annual performance (12-months rolling)					
from	03/21	03/22	03/23	03/24	03/25
to	03/22	03/23	03/24	03/25	03/26
FUND	10.7%	-3.6%	22.3%	5.4%	7.6%
Benchmark	7.6%	1.5%	15.1%	6.6%	9.3%

Calendar performance (from January 01 to December 31)					
	2021	2022	2023	2024	2025
FUND	31.6%	-21.3%	19.0%	13.5%	15.7%
Benchmark	24.3%	-13.7%	16.7%	8.0%	17.6%

Cumulative and annualized net returns									
	Annualized performance			Cumulative performance					
	3 years	5 years	Inception	1 month	YTD	1 year	3 years	5 years	Inception
FUND	11.5%	8.2%	9.1%	-8.6%	-3.6%	7.6%	38.7%	48.0%	59.2%
Benchmark	10.3%	7.9%	9.2%	-8.3%	-1.9%	9.3%	34.0%	46.4%	59.6%

Past performance is not an indication of future results. Performance may vary over time.

Risk measurement	1 Year	3 Years	5 Years	Since Inception
Sharpe ratio	0.10	0.72	0.43	0.50
Information ratio	-0.63	0.43	0.06	-0.01
Tracking Error (%)	2.19	2.91	3.80	3.75
Beta	0.98	1.00	1.02	1.03
Correlation coefficient (%)	98.95	97.52	96.47	96.54
Jensen's Alpha (%)	-1.32	1.23	0.10	-0.23

*The glossary of indicators used is available for download on www.am.oddo-bhf.com in the Information section. | Sources : ODDO BHF AM SAS, Bloomberg, Morningstar® Sustainalytics provides company-level analysis used in the calculation of Morningstar's Sustainability Score.

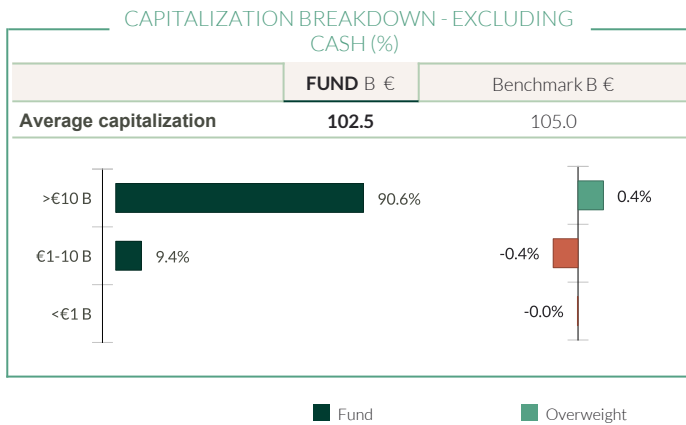
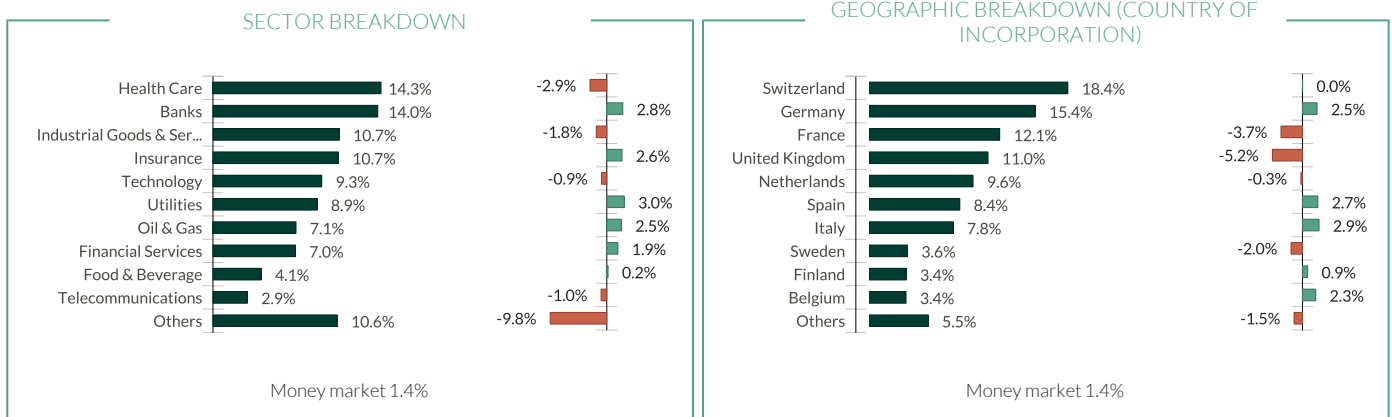
(1) The summary risk indicator (SRI) is a guide to the level of risk of this product compared to other products. It shows how likely it is that the product will lose money because of movements in the market or because we are not able to pay you. It ranges from 1 (low risk) to 7 (high risk). This indicator is not constant and will change according to the fund's risk profile. The lowest category does not mean risk-free. Historical data, such as that used to calculate the SRI, may not be a reliable indication of the fund's future risk profile. There is no guarantee that the investment objectives in terms of risk will be achieved.

(2) Information on the EU Sustainable Finance Disclosure Regulation (SFDR) can be found in the SFDR classification(2) section of the document.

ODDO BHF Europe Equity Trend

31 MARCH 2026

Clw-EUR - Eur | Quantitative Equities - Momentum - Europe Core



Weighted carbon intensity (tCO2e / €m turnover)		
	FUND	Benchmark
Weighted carbon intensity	43.0	57.2
Coverage ratio	100.0%	100.0%

Source MSCI. We use scopes 1 (direct emissions) and 2 (indirect emissions related to electricity, heat or steam consumption) to calculate the carbon intensity, expressed in tonnes of CO2 equivalent per million € of revenues. Cash and derivatives are not covered. Carbon metrics methodology: see details on page 4

Main portfolio holdings					
	Weight in the fund (%)	Weight in the benchmark (%)	Country	Sector	MSCI ESG rating
Asml Holding Nv	5.45	4.89	Netherlands	Technology	AAA
Novartis Ag-Reg	3.80	2.80	Switzerland	Health Care	AAA
Iberdrola Sa	3.68	1.38	Spain	Utilities	AAA
Unicredit Spa	3.61	1.03	Italy	Banks	AA
Ucb Sa	3.42	0.36	Belgium	Health Care	AA
Siemens Energy Ag	3.16	1.24	Germany	Oil & Gas	BBB
Wartsila Oyj Abp	3.09	0.17	Finland	Industrial Goods & Services	AAA
Banco Comercial Portugues-R	3.04	0.08	Portugal	Banks	AA
Abb Ltd-Reg	3.02	1.21	Switzerland	Industrial Goods & Services	AAA
Muenchener Rueckver Ag-Reg	2.88	0.79	Germany	Insurance	AAA
Number of holdings	84				

** rebased on the rated part of the fund | rating according to MSCI from CCC (High Risk) to AAA (Strong Opportunity).

©2021 MSCI ESG Research LLC. Reproduced by permission.

ODDO BHF Europe Equity Trend

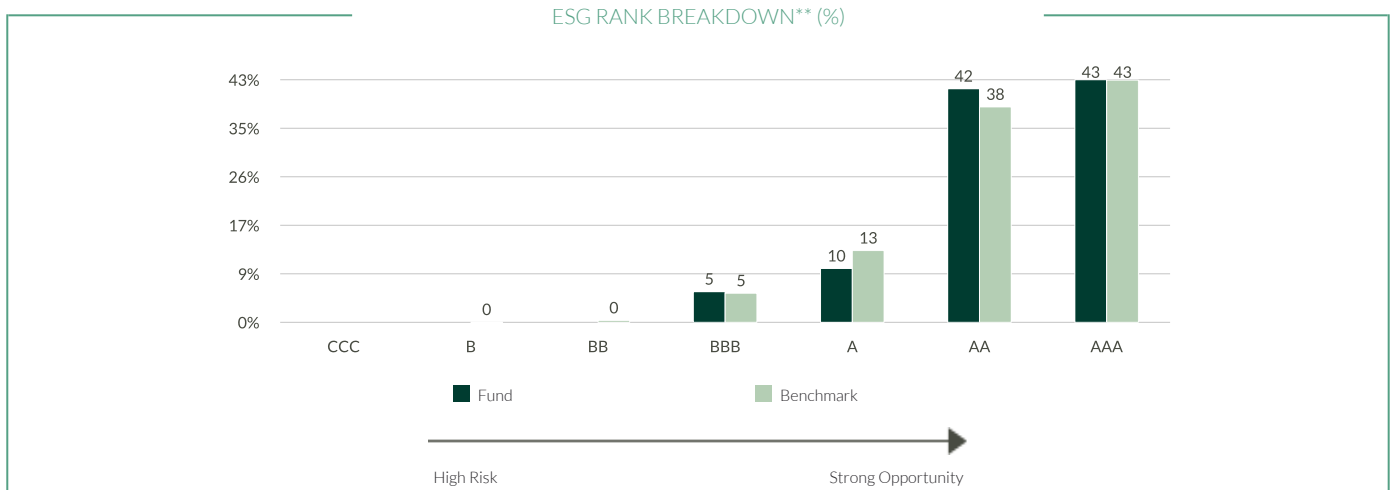
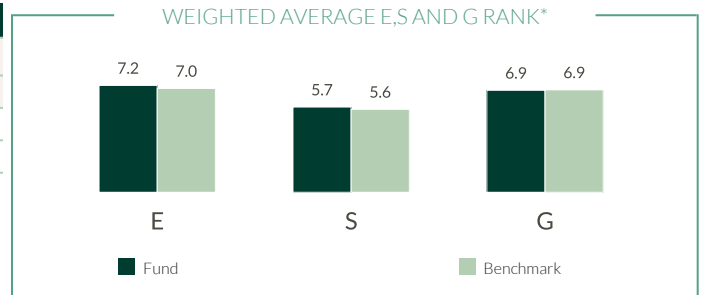
31 MARCH 2026

Clw-EUR - Eur | *Quantitative Equities - Momentum - Europe Core*

SUSTAINABLE REPORT - OVERVIEW

ESG Rating		
	FUND	Benchmark
	Mar 26	Mar 26
MSCI ESG rating	AA	AA
ESG coverage**	100.0%	99.8%

Benchmark : 100% Stoxx Europe Sustainability Ex AGTAF A



TOP 5 ESG rank					
	Sector	Country	Weight in the fund (%)	MSCI ESG rating	
Asml Holding Nv	Technology	Netherlands	5.45	AAA	
Novartis Ag-Reg	Health Care	Switzerland	3.80	AAA	
Iberdrola Sa	Utilities	Spain	3.68	AAA	
Wartsila Oyj Abp	Industrial Goods & Services	Finland	3.09	AAA	
Abb Ltd-Reg	Industrial Goods & Services	Switzerland	3.02	AAA	
Subtotal top 5	-	-	19.04	-	

*ESG rank at the end of the period.

** rebased on the rated part of the fund | rating according to MSCI from CCC (High Risk) to AAA (Strong Opportunity).

©2021 MSCI ESG Research LLC. Reproduced by permission.

ODDO BHF Europe Equity Trend

31 MARCH 2026

Clw-EUR - Eur | *Quantitative Equities - Momentum - Europe Core*

SUSTAINABLE REPORT – METHODOLOGY

ODDO BHF AM considers that measuring the environmental, social and governance impact of an investment is an essential step in disseminating good practices in ESG integration. To do this, it is imperative to have reliable, simple quantitative criteria (no reprocessing) and to allow comparison between portfolios regardless of their composition (large vs midcaps, geographical and sectoral diversity).

The choice of indicators is therefore crucial for the relevance of impact measurement. The data for the environmental indicators come from our external non-financial analysis provider, MSCI. We systematically indicate the availability of the data at the level of the portfolio and its benchmark.

ESG integration at ODDO BHF Asset Management | 3 systematic steps

Exclusions

- Norm-based:** exclusion of companies that do not comply with certain international standards.(chemical weapons , anti-personnel mines, violation of the principles of the Global Compact, etc.)
- Sector-based:** total or partial exclusion of sectors or activities based on ethical considerations (tobacco, gambling, weapon, adult entertainment / pornographie and Coal...)

ESG ratings

- Usage of MSCI data based on a “Best-in-Class” approach
- All titles considered for investments have at least a BB rating

Dialogue and engagement

- Regular dialogue with companies on ESG issues
- Individual and joint engagement
- Inclusion of ESG research within ODDO BHF Asset Management’s voting policy
- Escalation procedure if engagement is not conclusive

ESG rating methodology



The diagram shows the MSCI ESG rating methodology. It is based on three pillars: Environment, Social, and Governance. Each pillar has specific indicators: Environment (Climate Change, Natural Resources, Pollution & Waste, Environmental Opportunities), Social (Human Capital, Product Liability, Stakeholder Opposition, Social Opportunities), and Governance (Corporate Governance, Corporate Behavior). These indicators are combined using exposure metrics, management metrics, and industry specific weighting to produce a final result between 1-10, which is then mapped to a rating from CCC to AAA. A scale at the bottom shows the mapping: 0-2,857 (CCC), 2,857-7,143 (B, BB, BBB, A), and 7,143-10 (AA, AAA). The scale is labeled 'High risk...' on the left and '...Strong opportunity' on the right.

Sources: ODDO BHF AM SAS, MSCI.

Carbon metrics methodology: We updated our methodology of carbon intensity calculation. Starting January 31st, 2023, when reported carbon values are unavailable or inconsistent, estimated carbon values are used. The estimations are based on average carbon value (scope 1+2 emissions) of sectoral peers as a function of revenues

ODDO BHF Europe Equity Trend

31 MARCH 2026

Clw-EUR - Eur | Quantitative Equities - Momentum - Europe Core

RISKS:

The fund is exposed to the following risks: market risk, risks associated with the use of derivative instruments, custody risk, Sustainability risk

SFDR CLASSIFICATION²

The EU Sustainable Finance Disclosure Regulation (SFDR) is a set of EU rules which aim to make the sustainability profile of funds transparent, more comparable and better understood by end investors. Article 6: The management team does not consider sustainability risks or adverse effects of investment decisions on sustainability factors in the investment decision making process. Article 8: The management team addresses sustainability risks by integrating ESG criteria (Environment and/or Social and/or Governance) into its investment decision making process. Article 9: The management team follows a strict sustainable investment objective that significantly contributes to the challenges of the ecological transition, and addresses Sustainability Risks through ratings provided by the Management Company's external ESG data provider.

DISCLAIMER

This document has been drawn up by ODDO BHF AM GmbH. Potential investors should consult an investment advisor before subscribing to the fund. The investor is informed that the fund presents a risk of capital loss, but also many risks linked to the financial instruments/strategies in the portfolio. In case of subscription, investors must read the Key Information Document (KID) and the fund's prospectus in order to acquaint themselves with the detailed nature of any risks incurred and all costs. The value of the investment may vary both upwards and downwards and may not be returned in full. The investment must be made in accordance with investors' investment objectives, their investment horizon and their capacity to deal with the risk arising from the transaction. ODDO BHF AM GmbH cannot be held responsible for any direct or indirect damages resulting from the use of this document or the information contained in it. This information is provided for indicative purposes and may be modified at any moment without prior notice. Any opinions presented in this document result from our market forecasts on the publication date. They are subject to change according to market conditions and ODDO BHF AM GmbH shall not in any case be held contractually liable for them. The net asset values presented in this document are provided for indicative purposes only. Only the net asset value marked on the transaction statement and the securities account statement is authoritative. Subscriptions and redemptions of mutual funds are processed at an unknown asset value.

A summary of investor rights is available free of charge in electronic form in English language on the website at : https://am.oddo-bhf.com/france/en/non_professional_investor/infos_reglementaire_gmbh. The fund may have been authorized for distribution in different EU member states. Investors are advised to the fact that the management company may decide to withdraw with the arrangements it has made for the distribution of the units of the fund in accordance with Article 93a of Directive 2009/65/EC and Article 32a of Directive 2011/61/EU.

The Key Information Document (DEU, FR, GB, SWD) and the prospectus (DEU, FR, GB) are available free of charge from ODDO BHF AM GmbH or at am.oddo-bhf.com or at authorized distributors. The annual and interim reports are available free of charge from ODDO BHF AM GmbH or on its internet site am.oddo-bhf.com.

The complaints handling policy is available on our website am.oddo-bhf.com in the regulatory information section. Customer complaints can be addressed in the first instance to the following e-mail address: service_client@oddo-bhf.com. If the fund is licensed for sale in Switzerland, the representative there is 1741 Fund Solutions AG, Burggraben 16 - 9000 St. Gallen, Switzerland. Paying agent is ODDO BHF (Switzerland) Ltd., Schulhausstrasse 6, 8027 Zurich, Switzerland. Further useful information regarding the fund, the Sales Prospectus including the Fund Rules, the Key Information Document as well as the annual and half-yearly reports will also be available there free of charge and in the German language.

If ODDO BHF Asset Management GmbH receives any rebates on the management fee of target funds or other assets, ODDO BHF Asset Management GmbH undertakes to fully remit such payment to the investor or the fund. If ODDO BHF Asset Management GmbH performs services for an investment product of a third party, ODDO BHF Asset Management GmbH will be compensated by the relevant company. Typical services are investment management or sales activities for funds established by a different investment management company. Normally, such compensation is calculated as a percentage of the management fee (up to 100%) of the respective fund, calculated on the basis of such fund's assets managed or distributed by ODDO BHF Asset Management GmbH. This may result in the risk that the investment advice given may not be consistent with the investor's interest. The amount of the management fee is published in the prospectus of the respective fund. Further details are available upon request.

It is further intended solely for persons based in countries in which the respective funds are registered for distribution or in which such registration is not required. The shares of the fund have not been registered under the United States Securities Act of 1933, as amended (the "1933 Act"); they may therefore not be publicly offered or sold in the United States of America or to US citizens or any US residents. This publication is intended as marketing instrument and does not satisfy the statutory requirements regarding the impartiality of a financial analysis, and the financial instruments concerned are not subject to any prohibition of trading in advance of the publication of this presentation.

Copyright © Morningstar, Inc. All Rights Reserved. The information, data, analyses and opinions with reference to Morningstar contained herein (1) include the confidential and proprietary information of Morningstar, (2) may not be copied or redistributed, (3) do not constitute investment advice offered by Morningstar, (4) are provided solely for informational purposes and therefore are not an offer to buy or sell a security, and (5) are not warranted to be correct, complete or accurate. Except as otherwise required by law, Morningstar shall not be responsible for any trading decisions, damages or other losses resulting from, or related to, this information, data, analyses or opinions or their use. This report is supplemental sales literature, and therefore must be preceded or accompanied by a prospectus and disclosure statement. STOXX Limited ("STOXX") is the source of any aforementioned STOXX index and the data comprised therein. STOXX has not been involved in any way in the creation of any reported information and does neither warrant nor assume any liability whatsoever – including without limitation the accuracy, adequateness, correctness, completeness, timeliness, and fitness for any purpose – with respect to any reported information. Any dissemination or further distribution of any such information pertaining to STOXX is prohibited.

Although ODDO BHF Asset Management and its information providers, including without limitation, MSCI ESG Research LLC and its affiliates (the "ESG Parties"), obtain information (the "Information") from sources they consider reliable, none of the ESG Parties warrants or guarantees the originality, accuracy and/or completeness, of any data herein and expressly disclaim all express or implied warranties, including those of merchantability and fitness for a particular purpose. The Information may only be used for your internal use, may not be reproduced or re-disseminated in any form and may not be used as a basis for, or a component of, any financial instruments or products or indices. Further, none of the information can in and of itself be used to determine which securities to buy or sell or when to buy or sell them. None of the ESG Parties shall have any liability for any errors or omissions in connection with any data herein, or any liability for any direct, indirect, special, punitive, consequential or any other damages (including lost profits) even if notified of the possibility of such damages. ©2021 MSCI ESG Research LLC. Reproduced by permission.