

ODDO BHF Green Bond

31 MARCH 2026

DP-EUR - Eur | Aggregate - Green Bonds - Eurozone

Assets Under Management	102 M€	Morningstar™ Category:	① ② ③ ④ ⑤ ⑥ ⑦
NAV per Unit	837.05€	EUR Diversified Bond	Risk scale (1)
Evolution vs M-1	-24.53€	★ ★ ★ Rating at 2/28/26	6 8 9
		Rating at 2/28/26	SFDR Classification ²

Countries in which the fund is authorised for distribution to the public:

PORTFOLIO MANAGERS

Eugen Biller, Cyrielle Boyer

KEY FEATURES

Recommended investment horizon: 5 Years

Inception date (1st NAV): 3/30/21

Inception date of the fund: 7/30/84

Legal structure	UCITS
ISIN code	DE000A2JQGY8
Bloomberg code	ODBGBDE GR
Dividend policy	Distribution unit
Minimum (initial) investment	2000000 EUR
Management company (by delegation)	-
Subscriptions/redemptions	2:00pm, D
Valuation	Daily
Management fees	0.15% p.a
Performance fees	N/A
Subscription fees	Nil
Redemption fees	Nil
Management fees and other administrative or operating costs	0.27 %

Risk measurement	3 Years	5 Years
Sharpe ratio	-0.13	
Information ratio	-0.08	
Tracking Error (%)	0.54	

	Annualized volatility			
	1 year	3 years	5 years	Inception
FUND	3.0%	4.8%		6.2%
Benchmark	2.9%	4.6%		6.3%

INVESTMENT STRATEGY

ODDO BHF Green Bond(*) is an actively managed fund, investing up to 100% of assets in Green Bonds from international issuers. Green Bonds are interest-bearing bonds where the funds obtained through the issue are used to fund or refinance new or existing environmental or climate protection projects. The Fund may also invest up to 25% of assets in Sustainability Bonds. Sustainability Bonds are interest-bearing bonds whose issue proceeds are used to fund or refinance a combination of green and social projects. The interest-bearing securities involved must also have a minimum rating of B-/B3. The fund also aims for ongoing hedging against currency risks. The active investment process and issuer selection are based on fundamental research incorporating an assessment of the macroeconomic environment and a credit analysis for each issuer. The fund's objective is to outperform the Bloomberg Barclays MSCI Euro Green Bond TR Index® while also helping to protect the climate and the environment. (*) As of October 1st, 2019 the fund was renamed to ODDO BHF Green Bond.

Benchmark : Bloomberg MSCI Euro Green Bond Index Total Return Unhedged

Net annual performance (12-months rolling)					
from	03/21	03/22	03/23	03/24	03/25
to	03/22	03/23	03/24	03/25	03/26
FUND	-7.4%	-12.2%	5.8%	1.6%	1.4%
Benchmark	-7.9%	-13.4%	5.7%	1.7%	1.6%

Calendar performance (from January 01 to December 31)				
	2022	2023	2024	2025
FUND	-20.0%	8.2%	2.3%	1.3%
Benchmark	-21.4%	8.4%	2.7%	1.0%

Cumulative and annualized net returns									
	Annualized performance			Cumulative performance					
	3 years	5 years	Inception	1 month	YTD	1 year	3 years	5 years	Inception
FUND	2.9%	-2.4%	-2.4%	-2.8%	-0.9%	1.4%	9.0%	-11.4%	-11.3%
Benchmark	3.0%	-2.7%	-2.7%	-2.6%	-0.6%	1.6%	9.2%	-13.0%	-12.8%

Past performance is not an indication of future results. Performance may vary over time.

Benchmark since 30/09/2019: Bloomberg Barclays MSCI Euro Green Bond Index Total Return Unhedged. Previous benchmark: JPM GBI Global Total Return Index Level Unhedged in EUR.

*The glossary of indicators used is available for download on www.am.oddo-bhf.com in the Information section. | Sources: ODDO BHF AM SAS, Bloomberg, Morningstar® Sustainability provides company-level analysis used in the calculation of Morningstar's Sustainability Score.

(1) The summary risk indicator (SRI) is a guide to the level of risk of this product compared to other products. It shows how likely it is that the product will lose money because of movements in the market or because we are not able to pay you. It ranges from 1 (low risk) to 7 (high risk). This indicator is not constant and will change according to the fund's risk profile. The lowest category does not mean risk-free. Historical data, such as that used to calculate the SRI, may not be a reliable indication of the fund's future risk profile. There is no guarantee that the investment objectives in terms of risk will be achieved.

(2) Information on the EU Sustainable Finance Disclosure Regulation (SFDR) can be found in the SFDR classification(2) section of the document.

ODDO BHF Green Bond

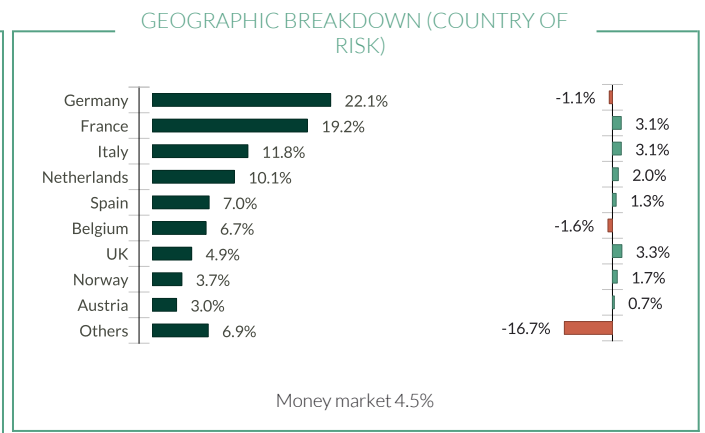
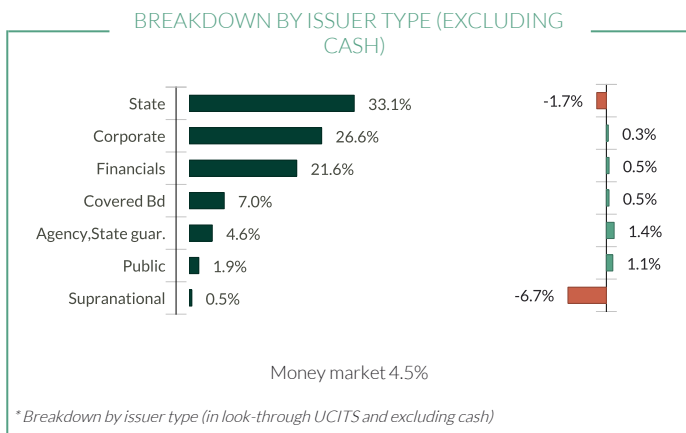
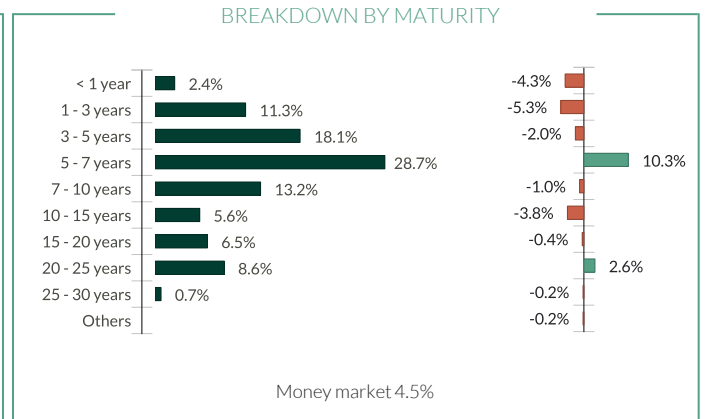
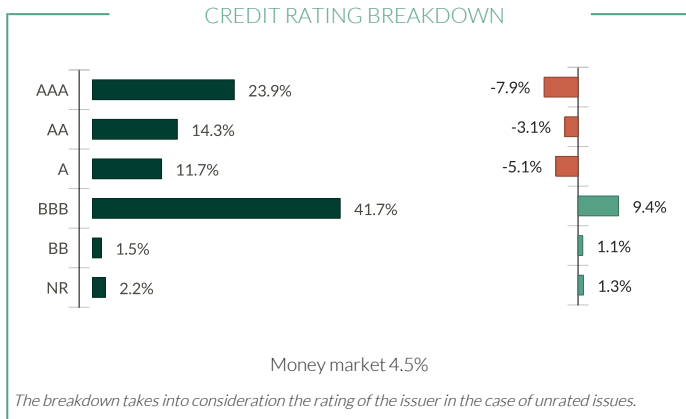
31 MARCH 2026

DP-EUR - Eur | Aggregate - Green Bonds - Eurozone

Key indicators	
Yield To Maturity (YTM)*	3.26
Modified duration to worst	6.29
Spread duration	6.06
Average maturity (year)	7.72

*The glossary of the indicators used is available for download on www.am.oddo-bhf.com in the "INFORMATIONS" section.

Futures and options are not included in the calculation of the yield.



■ Fund ■ Overweight ■ Underweight against benchmark

Main portfolio holdings

	Weight	Issuer type	Country
Government Of Italy 4,00% 10/2031	3.5	State	Italy
Netherlands Government 0,50% 01/2040	2.8	State	Netherlands
Government Of Austria 2,9% 05/2029	2.2	State	Austria
European Union 2,63% 02/2048	2.1	State	Belgium
Landwirtschaftliche Rentenbank 0,00% 06/2031	2.1	Agency, State guar.	Germany
TOTAL	12.7		

Main portfolio derivatives

Product	Type	Exposure (%)
Euro-Schatz Fut Jun26	Interest rate Future	5.2%
Euro/Gbp Future Jun26	Foreign exchange Future	2.8%
Euro-Btp Future Jun26	Interest rate Future	-1.7%

ODDO BHF Green Bond

31 MARCH 2026

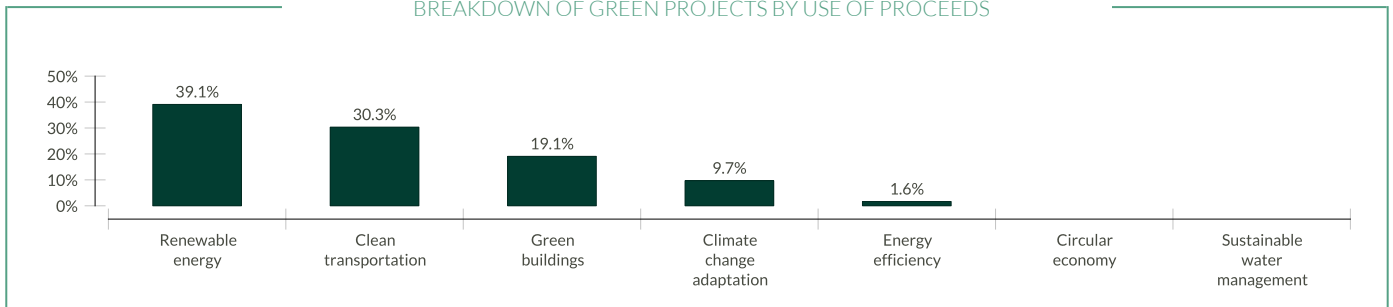
DP-EUR - Eur | Aggregate - Green Bonds - Eurozone

Impact report - Overview

% of Green Bonds in total portfolio : 100.0%

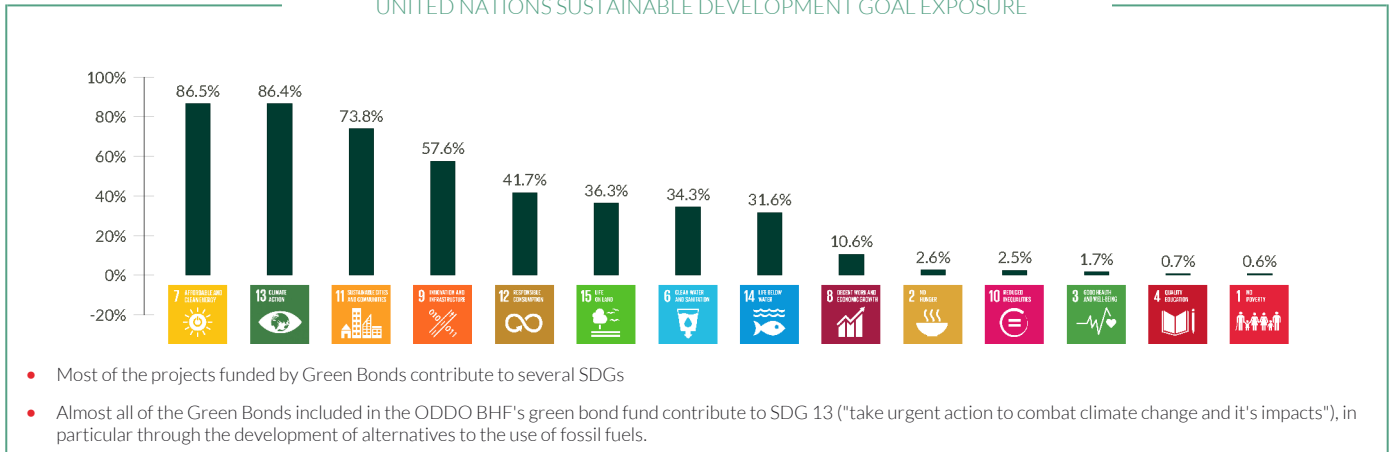
% of Sustainability Bonds : 0.0%

BREAKDOWN OF GREEN PROJECTS BY USE OF PROCEEDS



- The "use of proceeds" categories are based on the types of activities considered eligible under the Green Bond Principles and The Sustainability Bond Guidelines (SBG) from International Capital Market Association (ICMA)
- The Fund invests mainly in 4 out of the 10 categories identified by the Green Bond Principles; a majority of the projects are related to the development of renewable energies, railways and environmentally friendly buildings
- Many green bonds (especially governmental and SSA issues) finance different projects that correspond to several uses of proceeds; in this case, the green bond is associated with the use of proceeds of the biggest projects it finances

UNITED NATIONS SUSTAINABLE DEVELOPMENT GOAL EXPOSURE



ODDO BHF Green Bond

31 MARCH 2026

DP-EUR - Eur | Aggregate - Green Bonds - Eurozone

MONTHLY MANAGEMENT COMMENT

The start of the war in Iran led to a broad selloff across equities and bonds and a rally in energy related commodities. Yield curves saw heavy bear flattening as markets repriced policy rate expectations going from expecting cuts to pricing hikes in the near term. Countries that have higher energy dependence such as Europe and UK underperformed while the US outperformed. The ECB and BoE struck a more hawkish tone during the press conferences reaffirming their readiness to react to higher prices and contain inflation expectations, if necessary. The Fed is seen as less likely to react to the supply shock given their dual mandate and lower exposure to energy prices. While macro data were less important to market action this month, notably some releases were on the weaker side such as the US labor market which saw non-farm payrolls decline by 92k (partly due to special effects such as strikes and bad weather) and the unemployment rate increase to 4.4%. In the Eurozone, February consumer and industrial data was on the weaker side as well, even before the start of the conflict, showing no signs of imminent rebound. And PMIs for March reflected the first round effects of the conflict with higher prices paid and lead time component readings. In credit we saw a modest widening and decompression, as expected. Corporate Investment Grade Bond spreads widened by 13bps and High Yield spreads underperformed widening by around 66bps. German 10yr Bund yields increased to 3.00% while US 10yr treasury yields increased to 4.32%. Within European government bonds, Italian spreads have been the clear underperformer widening by 17bps on average.

The fund recorded a negative absolute performance driven by higher rates and spreads. Relative performance was negatively impacted by active duration and curve positioning, as well as spread widening. The credit risk of the fund has been reduced meaningfully over the course of the month.

RISKS:

The fund is exposed to the following risks :operational risks including custody risk, risks associated with the use of derivative instruments, currency risk, credit risk, Sustainability risk

SFDR CLASSIFICATION²

The EU Sustainable Finance Disclosure Regulation (SFDR) is a set of EU rules which aim to make the sustainability profile of funds transparent, more comparable and better understood by end investors. Article 6: The management team does not consider sustainability risks or adverse effects of investment decisions on sustainability factors in the investment decision making process. Article 8: The management team addresses sustainability risks by integrating ESG criteria (Environment and/or Social and/or Governance) into its investment decision making process. Article 9: The management team follows a strict sustainable investment objective that significantly contributes to the challenges of the ecological transition, and addresses Sustainability Risks through ratings provided by the Management Company's external ESG data provider.

DISCLAIMER

This document has been drawn up by ODDO BHF AM GmbH. Potential investors should consult an investment advisor before subscribing to the fund. The investor is informed that the fund presents a risk of capital loss, but also many risks linked to the financial instruments/strategies in the portfolio. In case of subscription, investors must read the Key Information Document (KID) and the fund's prospectus in order to acquaint themselves with the detailed nature of any risks incurred and all costs. The value of the investment may vary both upwards and downwards and may not be returned in full. The investment must be made in accordance with investors' investment objectives, their investment horizon and their capacity to deal with the risk arising from the transaction. ODDO BHF AM GmbH cannot be held responsible for any direct or indirect damages resulting from the use of this document or the information contained in it. This information is provided for indicative purposes and may be modified at any moment without prior notice. Any opinions presented in this document result from our market forecasts on the publication date. They are subject to change according to market conditions and ODDO BHF AM GmbH shall not in any case be held contractually liable for them. The net asset values presented in this document are provided for indicative purposes only. Only the net asset value marked on the transaction statement and the securities account statement is authoritative. Subscriptions and redemptions of mutual funds are processed at an unknown asset value.

A summary of investor rights is available free of charge in electronic form in English language on the website at : https://am.oddo-bhf.com/france/en/non_professional_investor/infos_reglementaire_gmbh. The fund may have been authorized for distribution in different EU member states. Investors are advised to the fact that the management company may decide to withdraw with the arrangements it has made for the distribution of the units of the fund in accordance with Article 93a of Directive 2009/65/EC and Article 32a of Directive 2011/61/EU.

The Key Information Document (DEU, FR, GB, NLD) and the prospectus (DEU, FR, GB) are available free of charge from ODDO BHF AM GmbH or at am.oddo-bhf.com or at authorized distributors. The annual and interim reports are available free of charge from ODDO BHF AM GmbH or on its internet site am.oddo-bhf.com.

The complaints handling policy is available on our website am.oddo-bhf.com in the regulatory information section. Customer complaints can be addressed in the first instance to the following e-mail address: service_client@oddo-bhf.com. If the fund is licensed for sale in Switzerland, the representative there is 1741 Fund Solutions AG, Burggraben 16 - 9000 St. Gallen, Switzerland. Paying agent is ODDO BHF (Switzerland) Ltd., Schulhausstrasse 6, 8027 Zurich, Switzerland. Further useful information regarding the fund, the Sales Prospectus including the Fund Rules, the Key Information Document as well as the annual and half-yearly reports will also be available there free of charge and in the German language.

If ODDO BHF Asset Management GmbH receives any rebates on the management fee of target funds or other assets, ODDO BHF Asset Management GmbH undertakes to fully remit such payment to the investor or the fund. If ODDO BHF Asset Management GmbH performs services for an investment product of a third party, ODDO BHF Asset Management GmbH will be compensated by the relevant company. Typical services are investment management or sales activities for funds established by a different investment management company. Normally, such compensation is calculated as a percentage of the management fee (up to 100%) of the respective fund, calculated on the basis of such fund's assets managed or distributed by ODDO BHF Asset Management GmbH. This may result in the risk that the investment advice given may not be consistent with the investor's interest. The amount of the management fee is published in the prospectus of the respective fund. Further details are available upon request.

It is further intended solely for persons based in countries in which the respective funds are registered for distribution or in which such registration is not required. The shares of the fund have not been registered under the United States Securities Act of 1933, as amended (the "1933 Act"); they may therefore not be publicly offered or sold in the United States of America or to US citizens or any US residents. This publication is intended as marketing instrument and does not satisfy the statutory requirements regarding the impartiality of a financial analysis, and the financial instruments concerned are not subject to any prohibition of trading in advance of the publication of this presentation.

Copyright © Morningstar, Inc. All Rights Reserved. The information, data, analyses and opinions with reference to Morningstar contained herein (1) include the confidential and proprietary information of Morningstar, (2) may not be copied or redistributed, (3) do not constitute investment advice offered by Morningstar, (4) are provided solely for informational purposes and therefore are not an offer to buy or sell a security, and (5) are not warranted to be correct, complete or accurate. Except as otherwise required by law, Morningstar shall not be responsible for any trading decisions, damages or other losses resulting from, or related to, this information, data, analyses or opinions or their use. This report is supplemental sales literature, and therefore must be preceded or accompanied by a prospectus and disclosure statement. STOXX Limited ("STOXX") is the source of any aforementioned STOXX index and the data comprised therein. STOXX has not been involved in any way in the creation of any reported information and does neither warrant nor assume any liability whatsoever – including without limitation the accuracy, adequateness, correctness, completeness, timeliness, and fitness for any purpose – with respect to any reported information. Any dissemination or further distribution of any such information pertaining to STOXX is prohibited.

Although ODDO BHF Asset Management and its information providers, including without limitation, MSCI ESG Research LLC and its affiliates (the "ESG Parties"), obtain information (the "Information") from sources they consider reliable, none of the ESG Parties warrants or guarantees the originality, accuracy and/or completeness, of any data herein and expressly disclaim all express or implied warranties, including those of merchantability and fitness for a particular purpose. The Information may only be used for your internal use, may not be reproduced or re-disseminated in any form and may not be used as a basis for, or a component of, any financial instruments or products or indices. Further, none of the information can in and of itself be used to determine which securities to buy or sell or when to buy or sell them. None of the ESG Parties shall have any liability for any errors or omissions in connection with any data herein, or any liability for any direct, indirect, special, punitive, consequential or any other damages (including lost profits) even if notified of the possibility of such damages. ©2021 MSCI ESG Research LLC. Reproduced by permission.