

# ODDO BHF Artificial Intelligence

30 APRIL 2026

Clw-USD - Usd | Thematic Equity - Artificial Intelligence - Global

Assets Under Management	<b>1,085 M\$</b>	Morningstar™ Category:	① ② ③ ④ <b>⑤</b> ⑥ ⑦
NAV per Unit	<b>2,631.78\$</b>	Sector Equity Technology	Risk scale (1)
Evolution vs M-1	<b>353.89\$</b>	★ ★ ★ Rating at 3/31/26	6 8 <b>9</b>
		Rating at 2/28/26	SFDR Classification <sup>2</sup>

Countries in which the fund is authorised for distribution to the public:

FR IT CHE DEU AUT PRT ESP BEL SWE LUX FIN NOR

Accredited investor only:

SGP

## PORTFOLIO MANAGERS

Brice Prunas, Maxence Radjabi

## MANAGEMENT COMPANY

ODDO BHF AM SAS

## KEY FEATURES

**Recommended investment horizon:** 5 Years

**Inception date (1st NAV):** 12/19/18

**Inception date of the fund:** 12/19/18

<b>Legal structure</b>	Sub-fund of the ODDO BHF SICAV Lux. Umbrella (UCITS)
<b>ISIN code</b>	LU1833933325
<b>Bloomberg code</b>	ODAICIWLX
<b>Dividend policy</b>	Accumulation unit
<b>Minimum (initial) investment</b>	250000 USD
<b>Management company (by delegation)</b>	
<b>Subscriptions/redemptions</b>	12:00pm, D
<b>Valuation</b>	Daily
<b>Management fees</b>	Annual rate of a maximum of 0.95%, payable quarterly and calculated based on the Sub-fund's average net assets for the month in question.
<b>Performance fees</b>	N/A
<b>Subscription fees</b>	2% (maximum)
<b>Redemption fees</b>	Nil
<b>Management fees and other administrative or operating costs</b>	1.029%
<b>Annualized volatility</b>	
	1 year 3 years 5 years
<b>FUND</b>	19.2% 20.5% 22.7%
Benchmark	12.9% 13.5% 15.2%

## INVESTMENT STRATEGY

ODDO BHF Artificial Intelligence is a global thematic equity fund using Artificial Intelligence on top of fundamental analysis with the objective to detect the most alpha-generating sub-themes and innovative companies linked to the theme of Artificial Intelligence. The sustainable investment objective of the fund is to contribute to carbon-reduction and to seize opportunities arising from the transition to a low-carbon economy. After the definition of the investment universe utilizing artificial intelligence, an ESG and carbon analysis reduces this universe according to the sustainable investment objective of the fund. The fund is actively managed by the management team.

**Benchmark :** 100% MSCI World (NR) USD

Net annual performance (12-months rolling)							
from	04/19	04/20	04/21	04/22	04/23	04/24	04/25
to	04/20	04/21	04/22	04/23	04/24	04/25	04/26
<b>FUND</b>	<b>0.0%</b>	<b>47.7%</b>	<b>-21.4%</b>	<b>-1.1%</b>	<b>36.2%</b>	<b>7.6%</b>	<b>30.5%</b>
Benchmark	-4.0%	45.3%	-3.5%	3.2%	18.4%	12.2%	29.2%

Calendar performance (from January 01 to December 31)							
	2019	2020	2021	2022	2023	2024	2025
<b>FUND</b>	<b>30.2%</b>	<b>24.2%</b>	<b>10.6%</b>	<b>-31.8%</b>	<b>47.5%</b>	<b>18.0%</b>	<b>19.6%</b>
Benchmark	27.7%	15.9%	21.8%	-18.1%	23.8%	18.7%	21.1%

Cumulative and annualized net returns									
	Annualized performance			Cumulative performance					
	3 years	5 years	Inception	1 month	YTD	1 year	3 years	5 years	Inception
<b>FUND</b>	<b>24.1%</b>	<b>8.2%</b>	<b>14.0%</b>	<b>15.5%</b>	<b>3.3%</b>	<b>30.5%</b>	<b>91.3%</b>	<b>48.6%</b>	<b>163.2%</b>
Benchmark	19.7%	11.3%	14.8%	9.6%	5.7%	29.2%	71.5%	70.7%	176.2%

Past performance is not an indication of future results. Performance may vary over time.

Risk measurement				
	1 Year	3 Years	5 Years	Since Inception
Sharpe ratio	1.90	0.91	0.19	0.50
Information ratio	0.59	0.35	-0.26	-0.05
Tracking Error (%)	10.51	11.44	12.29	11.18
Beta	1.27	1.29	1.29	1.13
Correlation coefficient (%)	85.78	85.19	86.27	87.65
Jensen's Alpha (%)	-2.19	-0.25	-5.38	-2.12

\*The glossary of indicators used is available for download on [www.am.oddo-bhf.com](http://www.am.oddo-bhf.com) in the Information section. | Sources : ODDO BHF AM SAS, Bloomberg, Morningstar® Sustainability provides company-level analysis used in the calculation of Morningstar's Sustainability Score.

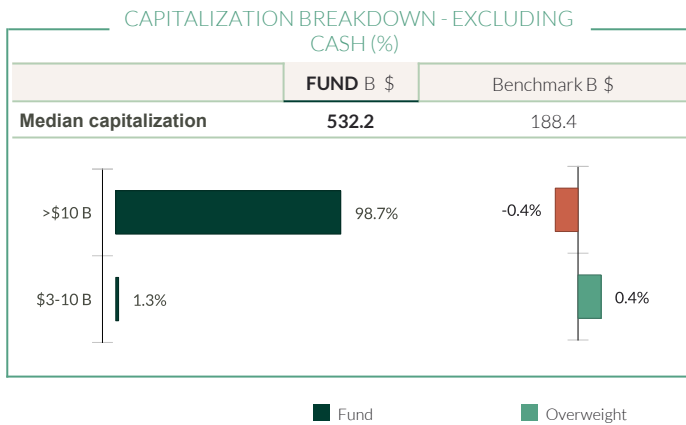
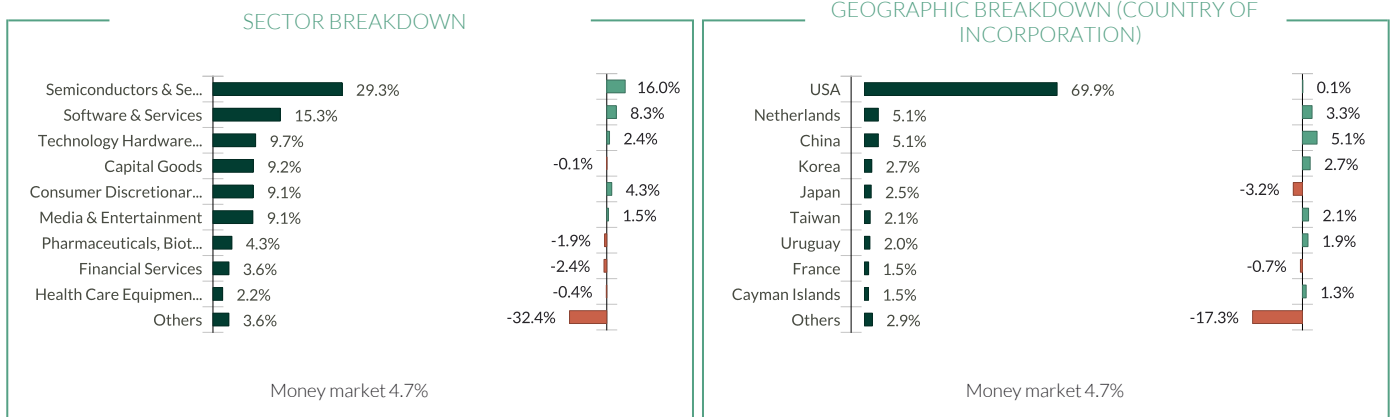
(1) The summary risk indicator (SRI) is a guide to the level of risk of this product compared to other products. It shows how likely it is that the product will lose money because of movements in the market or because we are not able to pay you. It ranges from 1 (low risk) to 7 (high risk). This indicator is not constant and will change according to the fund's risk profile. The lowest category does not mean risk-free. Historical data, such as that used to calculate the SRI, may not be a reliable indication of the fund's future risk profile. There is no guarantee that the investment objectives in terms of risk will be achieved.

(2) Information on the EU Sustainable Finance Disclosure Regulation (SFDR) can be found in the SFDR classification(2) section of the document.

# ODDO BHF Artificial Intelligence

30 APRIL 2026

Clw-USD - Usd | Thematic Equity - Artificial Intelligence - Global



Main portfolio holdings					
	Weight in the fund (%)	Weight in the benchmark (%)	Country	Sector	MSCI ESG rating
Nvidia Corp	6.47	5.57	USA	Semiconductors & Semiconductor Equipmen	AA
Alphabet Inc-Cl A	5.82	2.57	USA	Media & Entertainment	BBB
Amazon.Com Inc	5.76	2.93	USA	Consumer Discretionary Distribution & Reta	BBB
Microsoft Corp	4.00	3.31	USA	Software & Services	AA
Broadcom Inc	3.71	2.16	USA	Semiconductors & Semiconductor Equipmen	AA
Advanced Micro Devices	3.67	0.66	USA	Semiconductors & Semiconductor Equipmen	AA
Apple Inc	3.50	4.58	USA	Technology Hardware & Equipment	BBB
Asml Holding Nv	2.81	0.64	Netherlands	Semiconductors & Semiconductor Equipmen	AAA
Visa Inc-Class A Shares	2.55	0.64	USA	Financial Services	AA
Eli Lilly & Co	2.23	0.86	USA	Pharmaceuticals, Biotechnology & Life Scienc	A
<b>Number of holdings</b>	<b>63</b>				

\*\* rebased on the rated part of the fund | rating according to MSCI from CCC (High Risk) to AAA (Strong Opportunity).

©2021 MSCI ESG Research LLC. Reproduced by permission.

# ODDO BHF Artificial Intelligence

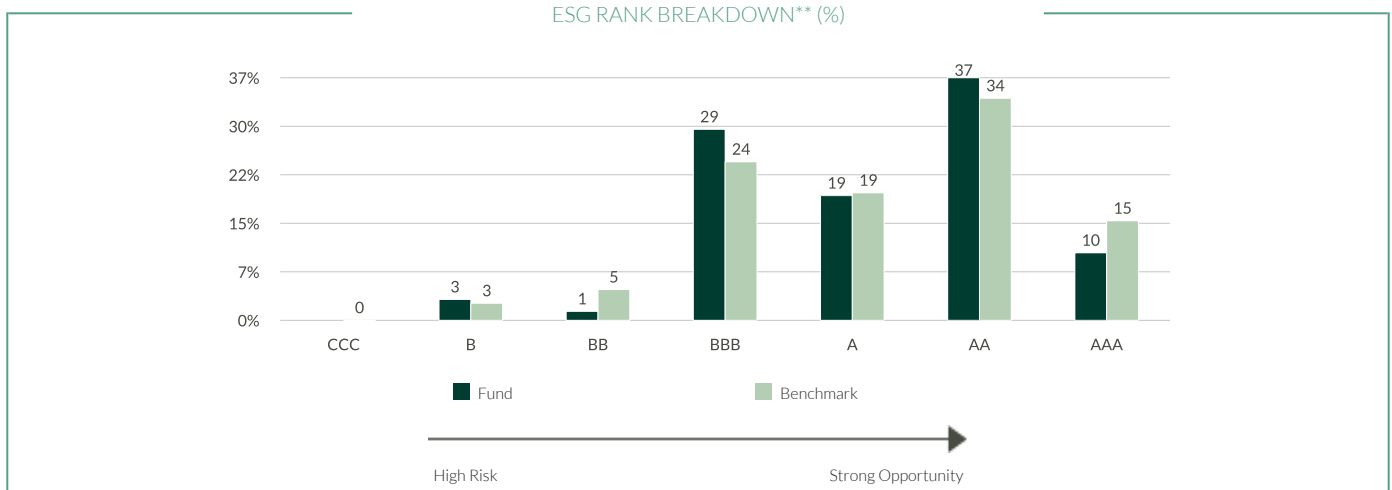
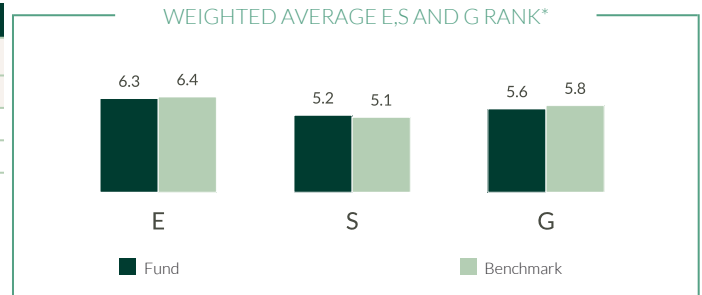
30 APRIL 2026

Clw-USD - Usd | Thematic Equity - Artificial Intelligence - Global

## SUSTAINABLE REPORT - OVERVIEW

ESG Rating		
	FUND	Benchmark
	Apr 26	Apr 26
<b>MSCI ESG rating</b>	A	A
<b>ESG coverage**</b>	99.4%	99.9%

Benchmark : 100% MSCI World (NR) USD



TOP 5 ESG rank				
	Sector	Country	Weight in the fund (%)	MSCI ESG rating
Asml Holding Nv	Semiconductors & Semiconductor I	Netherlands	2.81	AAA
Cadence Design Sys Inc	Software & Services	USA	1.80	AAA
Servicenow Inc	Software & Services	USA	1.50	AAA
Asm International Nv	Semiconductors & Semiconductor I	Netherlands	1.07	AAA
Applied Materials Inc	Semiconductors & Semiconductor I	USA	0.99	AAA
<b>Subtotal top 5</b>	-	-	<b>8.16</b>	-

Worst 5 contributors to the portfolio carbon intensity scope 1,2,3			
	Sector	Weighted carbon intensity scope 1,2,3	Weight in the fund (%)
Ge Vernova Llc	Capital Goods	229.30	0.90%
Contemporary Amperex Techn-A	Capital Goods	38.75	1.45%
Hitachi Ltd	Capital Goods	33.75	0.95%
Eaton Corp Plc	Capital Goods	29.76	1.26%
Advanced Micro Devices	Semiconductors & Semiconductor Equipment	29.31	3.67%

\*ESG rank at the end of the period.

\*\* rebased on the rated part of the fund | rating according to MSCI from CCC (High Risk) to AAA (Strong Opportunity).

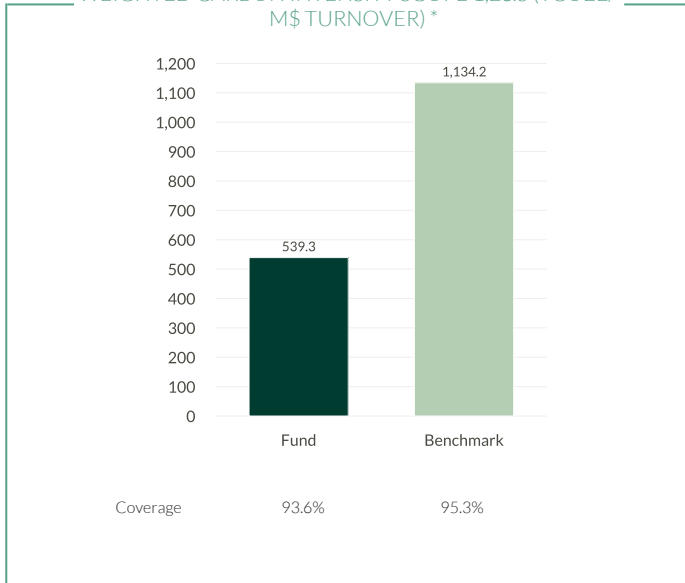
©2021 MSCI ESG Research LLC. Reproduced by permission.

# ODDO BHF Artificial Intelligence

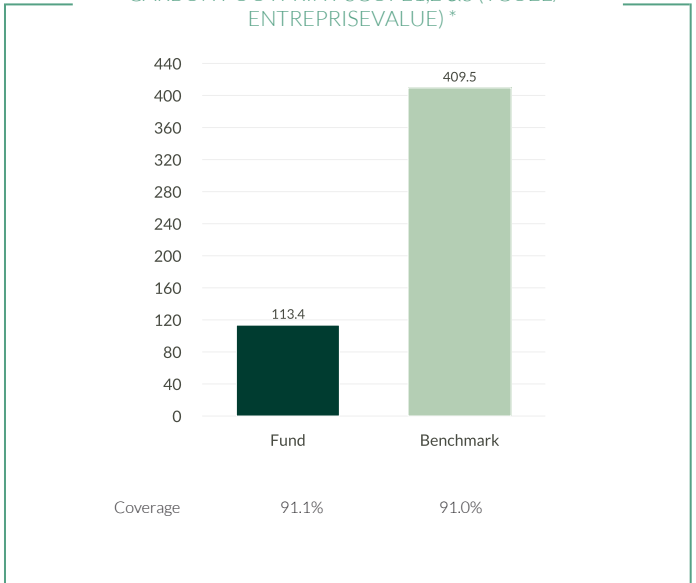
30 APRIL 2026

CIw-USD - Usd | Thematic Equity - Artificial Intelligence - Global

WEIGHTED CARBON INTENSITY SCOPE 1,2&3 (TCO2E/ M\$ TURNOVER) \*



CARBON FOOTPRINT SCOPE 1,2 &3 (TCO2E/ ENTREPRISEVALUE) \*



Weighted carbon intensity (tCO2e / \$m turnover)		
	FUND	Benchmark
<b>Carbon Intensity</b>	26.4	100.7
<b>Coverage</b>	100.0%	100.0%

CARBON FOOTPRINT 1,2 (tCO2e/Enterprise Value)		
	FUND	Benchmark
<b>Carbon Footprint</b>	4.3	29.7
<b>Coverage</b>	100.0%	99.9%

SCIENCE BASED TARGET STATUS**		
	FUND	Benchmark
Approved - 1.5°C	50.1%	52.6%
Approved - 2°C		0.6%
Approved - Well-below 2°C	3.8%	3.3%
Committed	6.5%	4.0%
No evidence	39.5%	39.6%

TEMPERATURE (°C)		
	FUND	Benchmark
<b>Temperature</b>	2.9°	2.8°
<b>Coverage</b>	100.0%	99.8%

MSCI Source

\*\* Based on Science Based Target Initiative (SBTI) data

©2021 MSCI ESG Research LLC. Reproduced by permission.

# ODDO BHF Artificial Intelligence

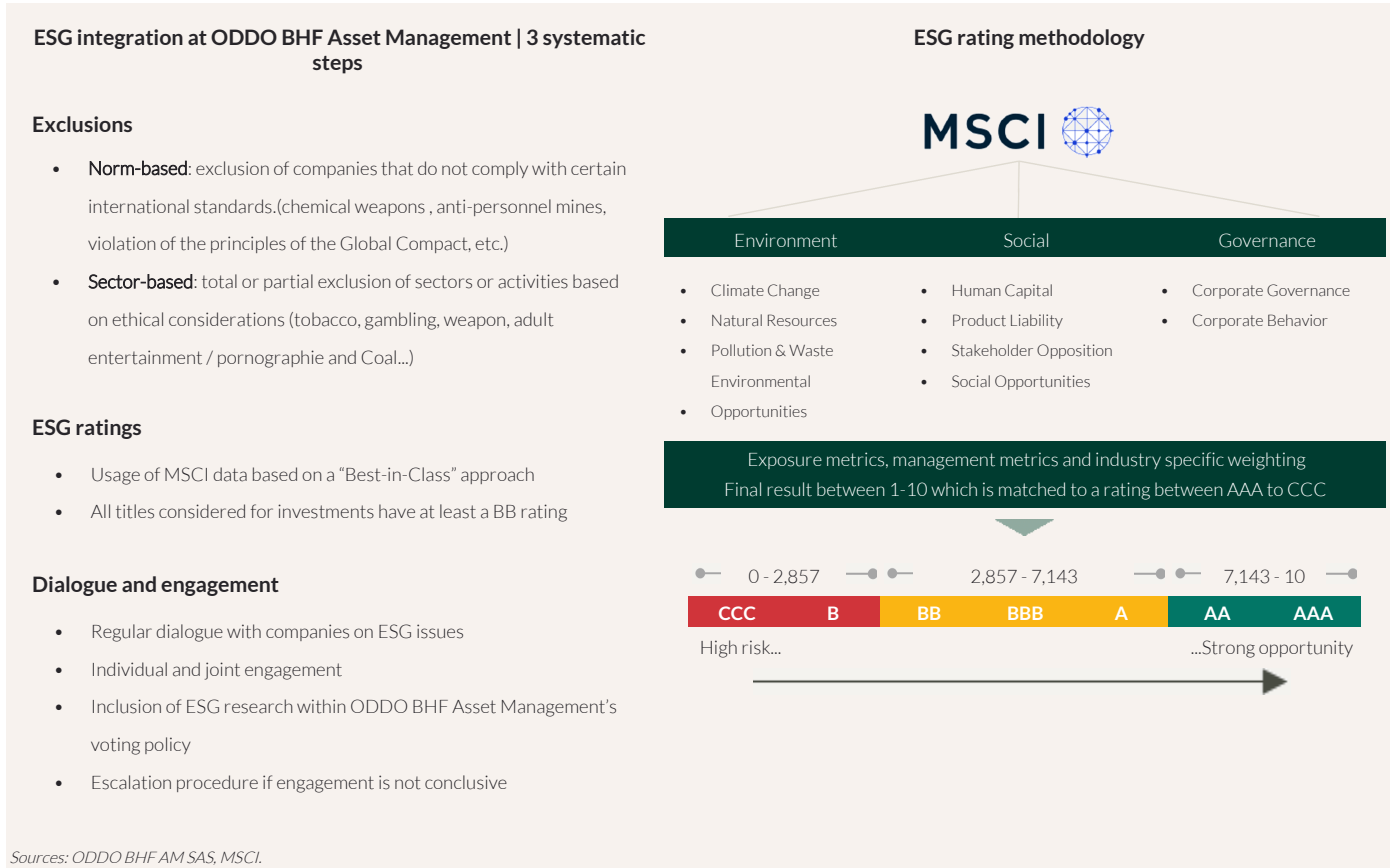
30 APRIL 2026

Clw-USD - Usd | Thematic Equity - Artificial Intelligence - Global

## SUSTAINABLE REPORT – METHODOLOGY

ODDO BHF AM considers that measuring the environmental, social and governance impact of an investment is an essential step in disseminating good practices in ESG integration. To do this, it is imperative to have reliable, simple quantitative criteria (no reprocessing) and to allow comparison between portfolios regardless of their composition (large vs midcaps, geographical and sectoral diversity).

The choice of indicators is therefore crucial for the relevance of impact measurement. The data for the environmental indicators come from our external non-financial analysis provider, MSCI. We systematically indicate the availability of the data at the level of the portfolio and its benchmark.



**Carbon metrics methodology:** We updated our methodology of carbon intensity calculation. Starting January 31st, 2023, when reported carbon values are unavailable or inconsistent, estimated carbon values are used. The estimations are based on average carbon value (scope 1+2 emissions) of sectoral peers as a function of revenues

# ODDO BHF Artificial Intelligence

30 APRIL 2026

**Clw-USD - Usd | Thematic Equity - Artificial Intelligence - Global**

## MONTHLY MANAGEMENT COMMENT

April 2026 was the best month in the strategy's 88-month history, both in absolute and relative terms. All fund units rose sharply, with around 60% of the increase due to the sharp rise in our benchmark (the MSCI World Developed Countries) and around 40% to the outperformance of our strategy compared with that benchmark.

Our best contributors to performance over the month were: 1) AMD, which is benefiting from insatiable demand for computing power vis à vis AI, both in its Accelerator/GPU business and its core CPU business; 2) Alphabet (parent company of Google), which published its Q1 2026 results on the last day of the month; these results demonstrated the ROI of its AI investments, with its cloud business (GCP) in particular accelerating to +63% growth.

The main drags on performance over the month were: 1) ServiceNow, whose quarterly results were disappointing due both to a slight slowdown in sales linked to the situation in the Middle East and to the dilution of margins resulting from recent acquisitions; 2) Snowflake, which is suffering from doubts regarding the rise of Anthropic's Managed Asset Services stack, which could pose a more direct threat to Snowflake's business.

## RISKS:

The fund is exposed to the following risks :risk of capital loss, equity risk, interest rate risk, credit risk, risk associated with discretionary management, currency risk, risk associated with commitments on forward financial instruments, counterparty risk, liquidity risk of underlying assets, risk associated with holding small and medium capitalisations, emerging markets risk, volatility risk, modelling risk, Stock Connect, Bond Connect, Investing in China, Sustainability risk

## SFDR CLASSIFICATION<sup>2</sup>

The EU Sustainable Finance Disclosure Regulation (SFDR) is a set of EU rules which aim to make the sustainability profile of funds transparent, more comparable and better understood by end investors. Article 6: The management team does not consider sustainability risks or adverse effects of investment decisions on sustainability factors in the investment decision making process. Article 8: The management team addresses sustainability risks by integrating ESG criteria (Environment and/or Social and/or Governance) into its investment decision making process. Article 9: The management team follows a strict sustainable investment objective that significantly contributes to the challenges of the ecological transition, and addresses Sustainability Risks through ratings provided by the Management Company's external ESG data provider.

## DISCLAIMER

This document has been drawn up by ODDO BHF AM SAS. Potential investors should consult an investment advisor before subscribing to the fund. The investor is informed that the fund presents a risk of capital loss, but also many risks linked to the financial instruments/strategies in the portfolio. In case of subscription, investors must read the Key Information Document (KID) and the fund's prospectus in order to acquaint themselves with the detailed nature of any risks incurred and all costs. The value of the investment may vary both upwards and downwards and may not be returned in full. The investment must be made in accordance with investors' investment objectives, their investment horizon and their capacity to deal with the risk arising from the transaction. ODDO BHF AM SAS cannot be held responsible for any direct or indirect damages resulting from the use of this document or the information contained in it. This information is provided for indicative purposes and may be modified at any moment without prior notice. Any opinions presented in this document result from our market forecasts on the publication date. They are subject to change according to market conditions and ODDO BHF AM SAS shall not in any case be held contractually liable for them. The net asset values presented in this document are provided for indicative purposes only. Only the net asset value marked on the transaction statement and the securities account statement is authoritative. Subscriptions and redemptions of mutual funds are processed at an unknown asset value.

A summary of investor rights is available free of charge in electronic form in English language on the website at : [https://am.oddo-bhf.com/FRANCE/en/non\\_professional\\_investor/infos\\_reglementaire](https://am.oddo-bhf.com/FRANCE/en/non_professional_investor/infos_reglementaire). The fund may have been authorized for distribution in different EU member states. Investors are advised to the fact that the management company may decide to withdraw with the arrangements it has made for the distribution of the units of the fund in accordance with Article 93a of Directive 2009/65/EC and Article 32a of Directive 2011/61/EU.

The Key Information Document (DEU, ESP, FR, GB, ITL, NOR, POR, SWD) and the prospectus (DEU, FR, GB) are available free of charge from ODDO BHF AM SAS or at [am.oddo-bhf.com](http://am.oddo-bhf.com) or at authorized distributors. The annual and interim reports are available free of charge from ODDO BHF AM SAS or on its internet site [am.oddo-bhf.com](http://am.oddo-bhf.com). The complaints handling policy is available on our website [am.oddo-bhf.com](http://am.oddo-bhf.com) in the regulatory information section. Customer complaints can be addressed in the first instance to the following e-mail address: [service\\_client@oddo-bhf.com](mailto:service_client@oddo-bhf.com) or directly to the Consumer Mediation Service: <http://mediationconsommateur.be>. The fund is licensed for sale in Switzerland. The Key Information Document, the prospectus, the annual and interim reports for Switzerland can be obtained free of charge from the Swiss Representative and paying agent, BNP Paribas Securities Services, succursale de Zurich, Selnaustrasse 16, 8002 Zurich, Switzerland. For Singapore: the Funds information is contained in the Singapore information memorandum which can be obtained from a fund distributor or directly with ODDO BHF AM SAS. Potential investors should read the fund's prospectus and the Singapore information memorandum before deciding whether to subscribe for or purchase shares in any of the funds.

Although ODDO BHF Asset Management and its information providers, including without limitation, MSCI ESG Research LLC and its affiliates (the "ESG Parties"), obtain information (the "Information") from sources they consider reliable, none of the ESG Parties warrants or guarantees the originality, accuracy and/or completeness, of any data herein and expressly disclaim all express or implied warranties, including those of merchantability and fitness for a particular purpose. The Information may only be used for your internal use, may not be reproduced or re-disseminated in any form and may not be used as a basis for, or a component of, any financial instruments or products or indices. Further, none of the information can in and of itself be used to determine which securities to buy or sell or when to buy or sell them. None of the ESG Parties shall have any liability for any errors or omissions in connection with any data herein, or any liability for any direct, indirect, special, punitive, consequential or any other damages (including lost profits) even if notified of the possibility of such damages. ©2021 MSCI ESG Research LLC. Reproduced by permission.