

# ODDO BHF Convertibles Global

CI-EUR - Eur | FIXED INCOME - CONVERTIBLE BONDS - GLOBAL

Assets Under Management	50 M€	Morningstar category :
NAV per Unit	1,427.61€	Convertible Bond - Global, EUR Hedged
Evolution vs M-1	-62.19€	★★★★ Morningstar™ at 3/31/26



## Countries in which the fund is authorised for distribution to the public:

FR IT CHE DEU ESP BEL LUX

### Portfolio Managers

Wellington Wellington Management

### Key features

Benchmark: Thomson Reuters Global Focus Hedged Convertible Bond Index

Recommended investment horizon: 3 Years

Inception date of the fund: 12/16/16

Share inception date (1st NAV) : 12/31/13

Legal structure	Sub-fund of the ODDO BHF SICAV Lux. Umbrella (UCITS)
ISIN code	LU1493432618
Bloomberg code	ODCCIE LX
Currency	Euro
Dividend policy	Accumulation unit
Minimum (initial) investment	250000 EUR
Subscription fees	2 % (maximum)
Redemption fees	Nil
Management fees	taux annuel de 0,70 % maximum, payable mensuellement et calculée sur base de l'actif net moyen du Compartiment pour le mois considéré.
Performance fees	N/A
Ongoing charges	0.80%
Management company	ODDO BHF AM SAS
Management company (by delegation)	Wellington Management International Ltd , UK
Custodian	Caceis Bank Luxembourg (Luxembourg)
Administration and Accounting	Caceis Bank Lux
Subscriptions/ redemptions	12:00pm, D
Valuation	Daily
Transaction fees received by the Management Company	None

### Technical and risk indicators\*

	3 years	5 years
Tracking Error	2.40%	2.63%
Sharpe ratio	0.52	-0.08
Information ratio	-0.46	0.32

	Fund	Benchmark
Equity sensitivity	45.0	43.2
Modified duration	1.8	1.8
Average maturity (year)	3.4	3.8

### Investment strategy

The Sub-fund's objective is to outperform the benchmark index, the Thomson Reuters Global Focus Hedged Convertible Bond Index, calculated with net coupons reinvested, over a minimum investment horizon of three years.

### Annual performance (rolling 12 months)

from	3/31/21	3/31/22	3/31/23	3/28/24	3/31/25
to	3/31/22	3/31/23	3/28/24	3/31/25	3/31/26
Fund	-3.0%	-9.1%	4.3%	3.5%	11.1%
Benchmark	-9.0%	-9.9%	6.0%	7.1%	8.6%

Past performance is not an indication of future results. Performance may vary over time.

### Calendar performance (from January 01 to December 31)

	2021	2022	2023	2024	2025
Fund	3.2%	-15.9%	6.4%	4.3%	13.1%
Benchmark	-1.8%	-17.8%	7.6%	6.9%	11.4%

### Performance Analysis (since inception)

	Annualized performance					Cumulative performance				
	3 years	5 years	10 years	1 month	YTD	1 year	3 years	5 years	10 years	
Fund	6.23%	1.12%	3.72%	-4.17%	-1.33%	11.13%	19.88%	5.72%	44.09%	
Benchmark	7.22%	0.20%	3.33%	-3.71%	-1.66%	8.59%	23.27%	1.02%	38.75%	

### 10-year change in performance (base 100)



### Annualized volatility

	1 year	3 years	5 years
Fund	7.99%	7.17%	8.67%
Benchmark	7.55%	6.92%	8.00%

\*The glossary of indicators used is available for download on [www.am.oddo-bhf.com](http://www.am.oddo-bhf.com) in the Information section.

Sources : ODDO BHF AM SAS, Bloomberg, Morningstar®

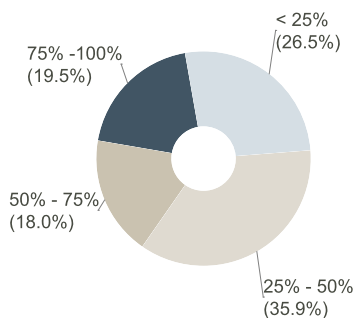
The performance shown is that of the "Oddo Convertibles Global Fund" (launched on 31 December 2013) which was absorbed by the "ODDO BHF Convertible Global" (a sub-fund of Oddo BHF, a SICAV established under Luxembourg law) effective from 15 December 2016. The "ODDO BHF Convertible Global" pursues exactly the same investment strategy and the same investment objective as the "Oddo Convertible Global Fund".

(1) The summary risk indicator (SRI) is a guide to the level of risk of this product compared to other products. It shows how likely it is that the product will lose money because of movements in the market or because we are not able to pay you. It ranges from 1 (low risk) to 7 (high risk). This indicator is not constant and will change according to the fund's risk profile. The lowest category does not mean risk-free. Historical data, such as that used to calculate the SRI, may not be a reliable indication of the fund's future risk profile. There is no guarantee that the investment objectives in terms of risk will be achieved.

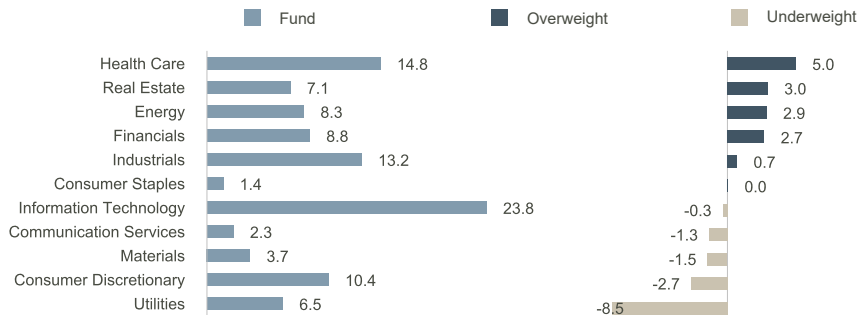
# ODDO BHF Convertibles Global

CI-EUR - Eur | FIXED INCOME - CONVERTIBLE BONDS - GLOBAL

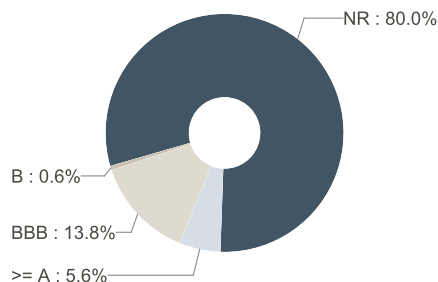
## Breakdown by equity sensitivity



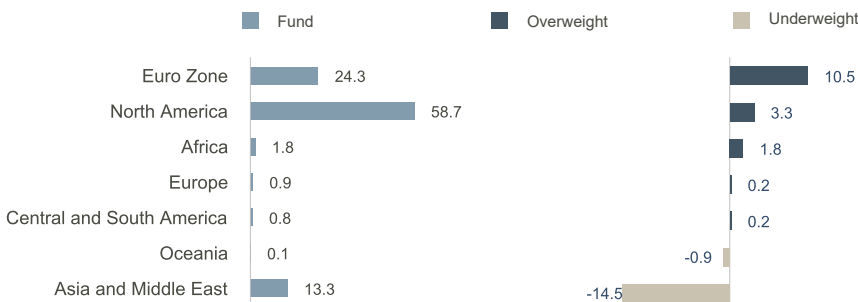
## Sector breakdown (underlying equity's sector in % of equity sensitivity)



## Breakdown by rating (excluding term deposits & cash)



## Geographic breakdown (underlying equity's country in % of equity sensitivity)



The breakdown takes into consideration the rating of the issuer in the case of unrated issues.

## Portfolio manager comment

In aggregate, sector allocation decisions detracted from relative performance during the month. A benchmark relative overweight allocation to the energy sector and an overweight allocation to the pharmaceuticals sector contributed positively to results. However, this was negated by an underweight allocation to the utilities sector which was the primary driver of the overall negative effect from sector allocation decisions.

Security selection decisions also detracted from relative performance during the month. The largest contributors to security selection were in the financial institutions and consumer cyclical services sector. During March, the largest contributing issuer to benchmark relative returns was Saipem SpA. The company provides energy and infrastructure solutions worldwide. It operates through Asset Based Services, Offshore Drilling, and Energy Carriers segments. Following their separation from the Italian government in 2022, the company has exhibited more positive governance practices and a shift towards maximizing margins over volumes. Results began to turn positive in 1H25, with the company announcing a merger with a similar business which will close in 2H26 and create a dominant offshore E&C business. We continue to have a positive view on Saipem and anticipate that the company will remain well positioned to win orders throughout the year.

In contrast, security selection in the metals and mining sector detracted from relative performance. The largest detracting issuer in the metals and mining sector was our overweight exposure to Stillwater Mining Company. Stillwater Mining Company operates as the producer of palladium and platinum. It mines, processes and refines PGMs from a geological formation in southern Montana. While the company has come under pressure recently following strong performance during 2025, we have a positive view on the long-term trajectory of the business given recently enacted tariffs on imported palladium that have bolstered their demand outlook.

## Top 10 bond & convertible holdings

Security name	Weight	Weight**	Sector	Country
Schneider Electric Se 1,625% 06/2031	2.1%	0.4%	Industrials	USA
Rivian Automotive, Inc. 3,625% 10/2030	1.8%	0.7%	Consumer Discretionary	USA
Iberdrola Finanzas Sa 0,80% 12/2027	1.8%			Spain
Cloudflare, Inc. 0% 06/2030	1.6%	1.0%	Information Technology	USA
American Water Capital Corp. 3,625% 06/2026	1.5%	0.5%	Utilities	USA
Jazz Investments I Ltd. 3,125% 09/2030	1.5%	0.6%	Health Care	USA
Cellnex Telecom Sa 2,125% 08/2030	1.3%		Communication Services	Spain
Bank Of America Corp. 0,1% 04/2030	1.3%	0.2%	Information Technology	USA
Parsons 2.63% 30/2029	1.3%	0.4%	Industrials	USA
Datadog Inc 0% 12/2029	1.3%	0.4%	Information Technology	USA

Number of holdings 147 \* Fund \*\* Benchmark

Weight of combined convertible bonds (3): 0.0%

(3) This refers to Fund Manager's combined purchase of a traditional bond (or even cash) and an equity call option and not a structured product.

## Main portfolio derivatives

Product	Type	Exposure (%)

**RISKS:** The fund is exposed to the following risks :risk of capital loss, equity risk, interest rate risk, credit risk, risk associated with discretionary management, risk associated with commitments on forward financial instruments, counterparty risk, liquidity risk of underlying assets, risk associated with high yield bonds, risk associated with convertible bonds, risk associated with holding small and medium capitalisations, emerging markets risk, volatility risk, risks linked to the use of overexposure, Sustainability risk and on an ancillary basis currency risk, risk associated with currency conversion

**DISCLAIMER :** This document has been drawn up by ODDO BHF ASSET MANAGEMENT SAS . Potential investors should consult an investment advisor before subscribing to the fund. The investor is informed that the fund presents a risk of capital loss, but also many risks linked to the financial instruments/strategies in the portfolio. In case of subscription, investors must read the Key Information Document (KID) and the fund's prospectus in order to acquaint themselves with the detailed nature of any risks incurred and all costs. The value of the investment may vary both upwards and downwards and may not be returned in full. The investment must be made in accordance with investors' investment objectives, their investment horizon and their capacity to deal with the risk arising from the transaction. ODDO BHF ASSET MANAGEMENT SAS cannot be held responsible for any direct or indirect damages resulting from the use of this document or the information contained in it. This information is provided for indicative purposes and may be modified at any moment without prior notice. Any opinions presented in this document result from our market forecasts on the publication date. They are subject to change according to market conditions and ODDO BHF ASSET MANAGEMENT SAS shall not in any case be held contractually liable for them. The net asset values presented in this document are provided for indicative purposes only. Only the net asset value marked on the transaction statement and the securities account statement is authoritative. Subscriptions and redemptions of mutual funds are processed at an unknown asset value.

A summary of investor rights is available free of charge in electronic form in English language on the website at : [https://am.oddo-bhf.com/FRANCE/en/non\\_professional\\_investor/infos\\_reglementaire](https://am.oddo-bhf.com/FRANCE/en/non_professional_investor/infos_reglementaire). The fund may have been authorized for distribution in different EU member states. Investors are advised to the fact that the management company may decide to withdraw with the arrangements it has made for the distribution of the units of the fund in accordance with Article 93a of Directive 2009/65/EC and Article 32a of Directive 2011/61/EU.

The Key Information Document (DEU, ESP, FR, GB, ITL) and the prospectus (DEU, FR, GB) are available free of charge from ODDO BHF ASSET MANAGEMENT SAS or at [am.oddo-bhf.com](http://am.oddo-bhf.com) or at authorized distributors. The annual and interim reports are available free of charge from ODDO BHF ASSET MANAGEMENT SAS or on its internet site [am.oddo-bhf.com](http://am.oddo-bhf.com).

The complaints handling policy is available on our website [am.oddo-bhf.com](http://am.oddo-bhf.com) in the regulatory information section. Customer complaints can be addressed in the first instance to the following e-mail address: [service\\_client@oddo-bhf.com](mailto:service_client@oddo-bhf.com). The fund is licensed for sale in Switzerland. The Key Investor Information Document, the prospectus, the annual and interim reports for Switzerland can be obtained free of charge from the Swiss Representative and paying agent, BNP Paribas Securities Services, succursale de Zurich, Selmaustrasse 16, 8002 Zurich, Switzerland.